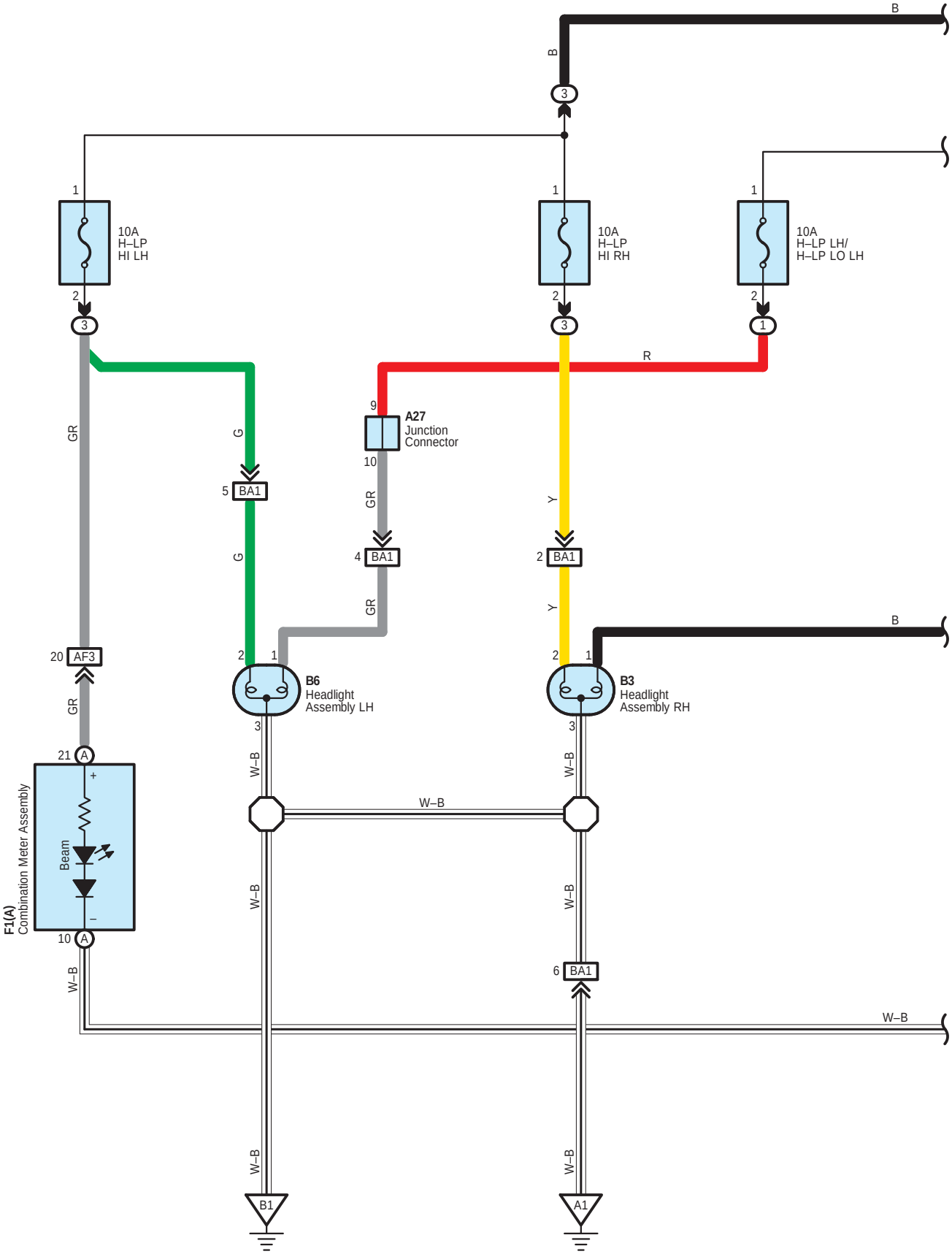
B
B
3
1
10A
H–LP
HI LH
2
3
1
10A
H–LP
HI RH
2
3
1
10A
H–LP LH/
H–LP LO LH
2
1
R
9
A27
Junction
Connector
10
GR
G
5 BA1
GR
G
4 BA1
GR
Y
2 BA1
Y
B
20 AF3
GR
2
1
B6
Headlight
Assembly LH
2
1
B3
Headlight
Assembly RH
3
3
21 A
+
Beam
–
10 A
F1(A)
Combination Meter Assembly
W–B
W–B
W–B
W–B
W–B
6 BA1
W–B
W–B
W–B
B1
A1

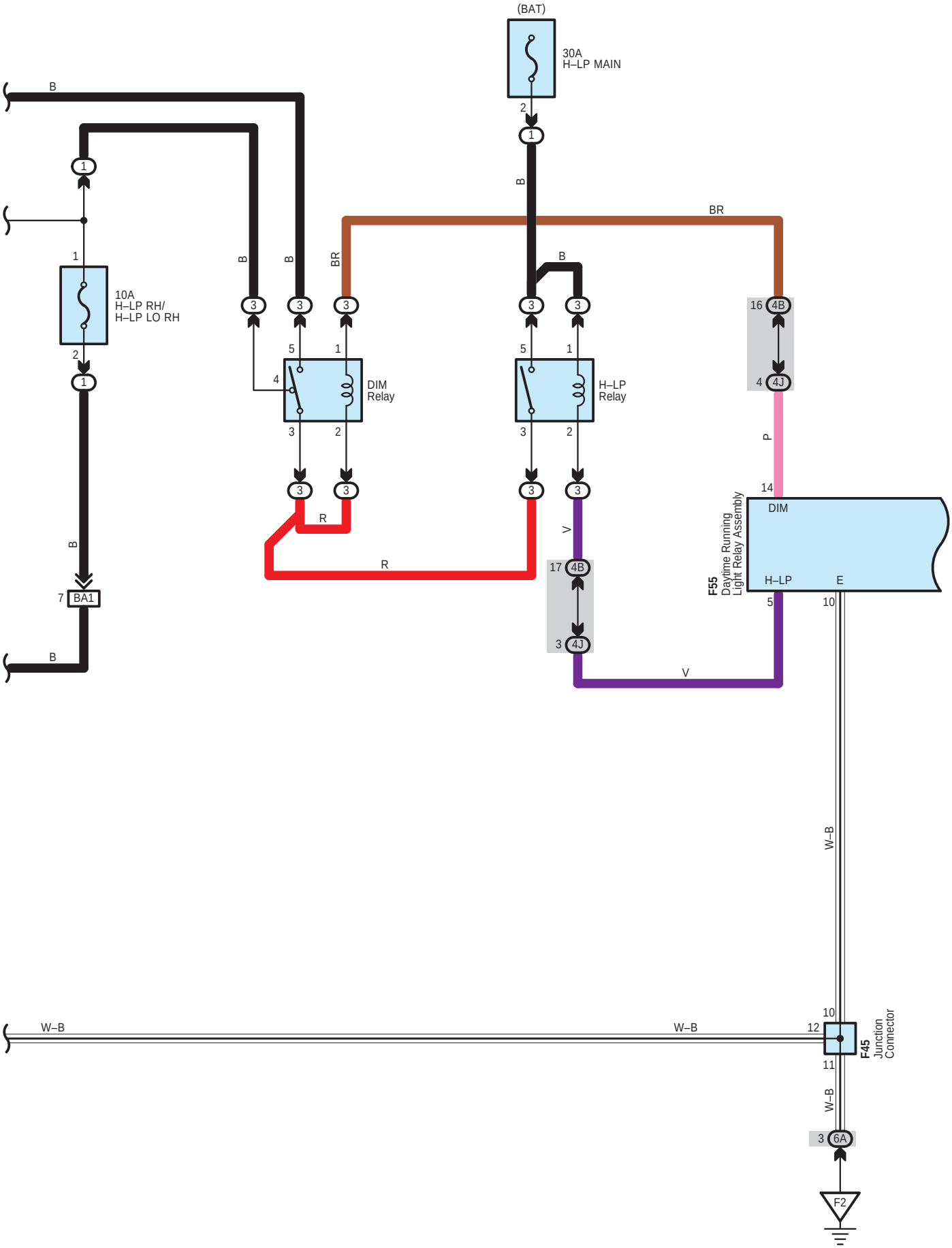
(BAT)
30A
H–LP MAIN
10A
H–LP RH/
H–LP LO RH
DIM
Relay
H–LP
Relay
BA1
F55
Daytime Running
Light Relay Assembly
DIM
H–LP
E
F45
Junction
Connector
F2
B
BR
R
V
P
W–B

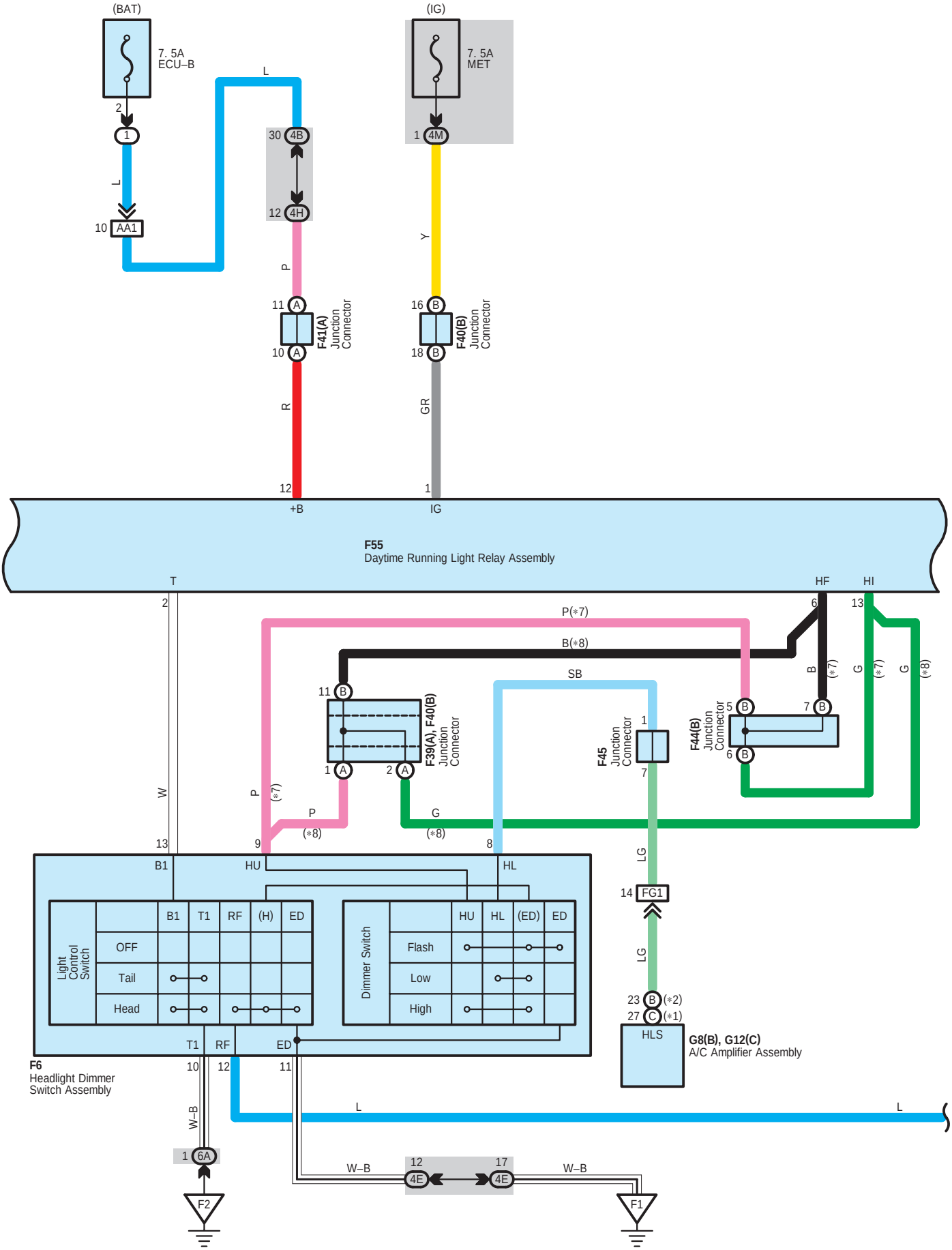
(BAT)
7. 5A
ECU–B
(IG)
7. 5A
MET
AA1
4B
4H
4M
F41(A) Junction Connector
F40(B) Junction Connector
+B
IG
F55
Daytime Running Light Relay Assembly
F39(A), F40(B) Junction Connector
F45 Junction Connector
F44(B) Junction Connector
FG1
HLS
G8(B), G12(C)
A/C Amplifier Assembly
F6
Headlight Dimmer Switch Assembly
Light Control Switch
OFF
Tail
Head
Dimmer Switch
Flash
Low
High
6A
F2
F1

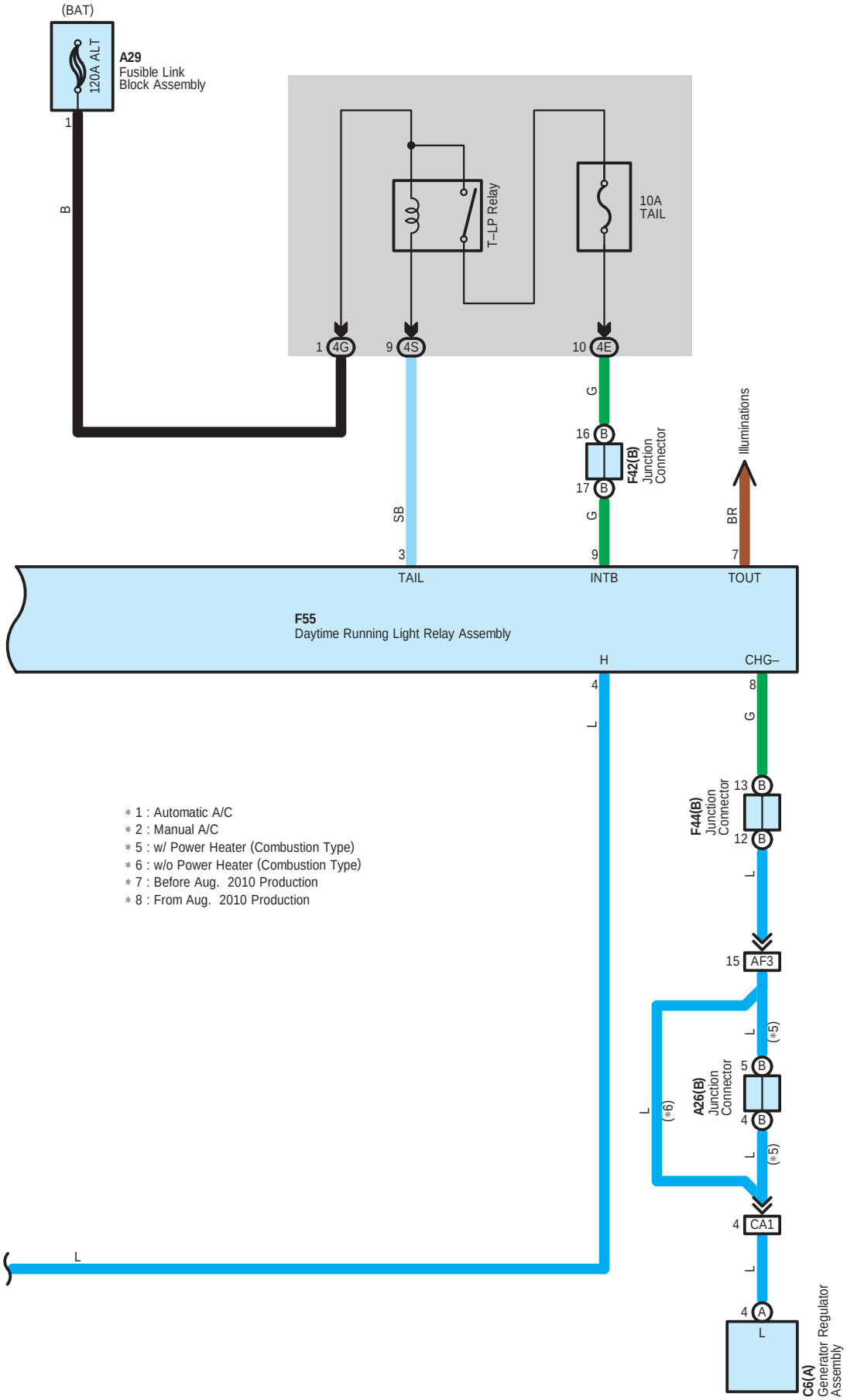
(BAT)
120A ALT
A29
Fusible Link
Block Assembly
1
B
T–LP Relay
10A
TAIL
1 4G
9 4S
10 4E
G
16 B
17 B
F42(B)
Junction
Connector
G
SB
3
9
Illuminations
BR
7
TAIL
INTB
TOUT
F55
Daytime Running Light Relay Assembly
H
CHG–
4
8
L
G
F44(B)
Junction
Connector
13 B
12 B
L
15 AF3
L
(*5)
A26(B)
Junction
Connector
5 B
4 B
L
(*6)
L
(*5)
4 CA1
L
L
4 A
L
C6(A)
Generator Regulator
Assembly
* 1 : Automatic A/C
* 2 : Manual A/C
* 5 : w/ Power Heater (Combustion Type)
* 6 : w/o Power Heater (Combustion Type)
* 7 : Before Aug. 2010 Production
* 8 : From Aug. 2010 Production

A 26
White

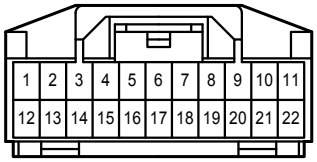

(1ND-TV)

A 27
White



A 29
White

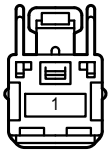

B 3
White

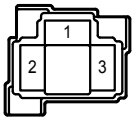

B 6
White

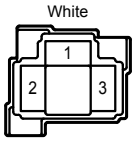

C 6
Black

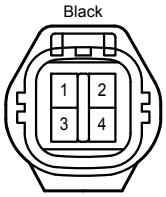

F 1
White

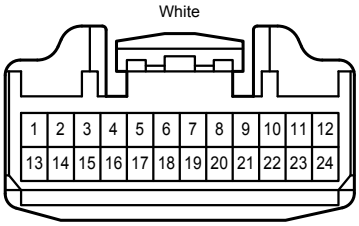

F 6
White

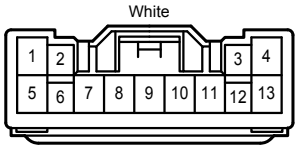

F 39
White

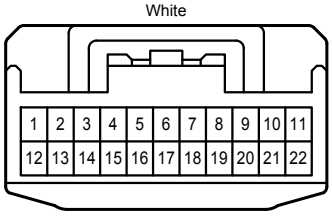

F 40
White

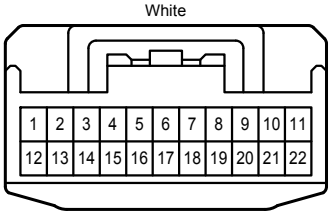

F 41
White

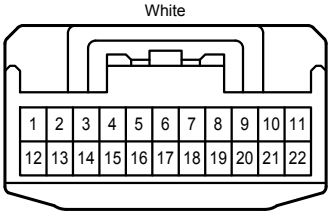

F 42
White

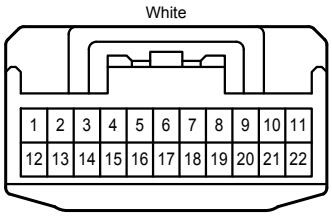

F 44
White

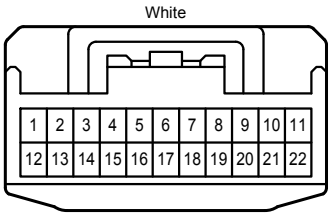

F 45
White

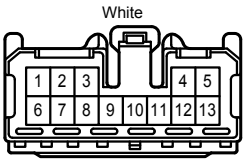

F 55
Blue

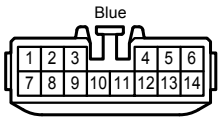

G 8
White

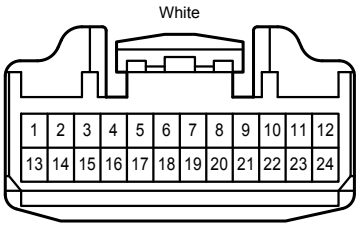

G 12
White

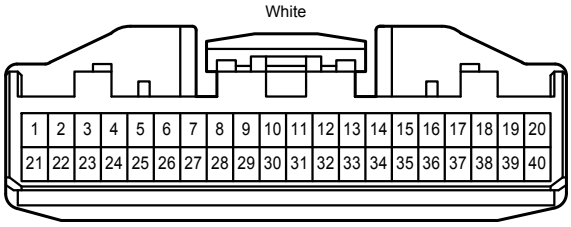

4B
White

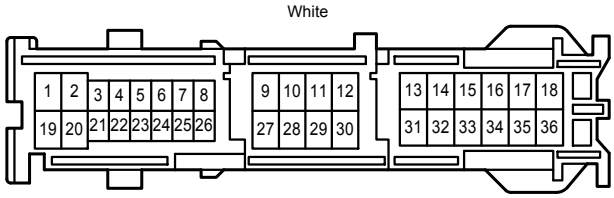

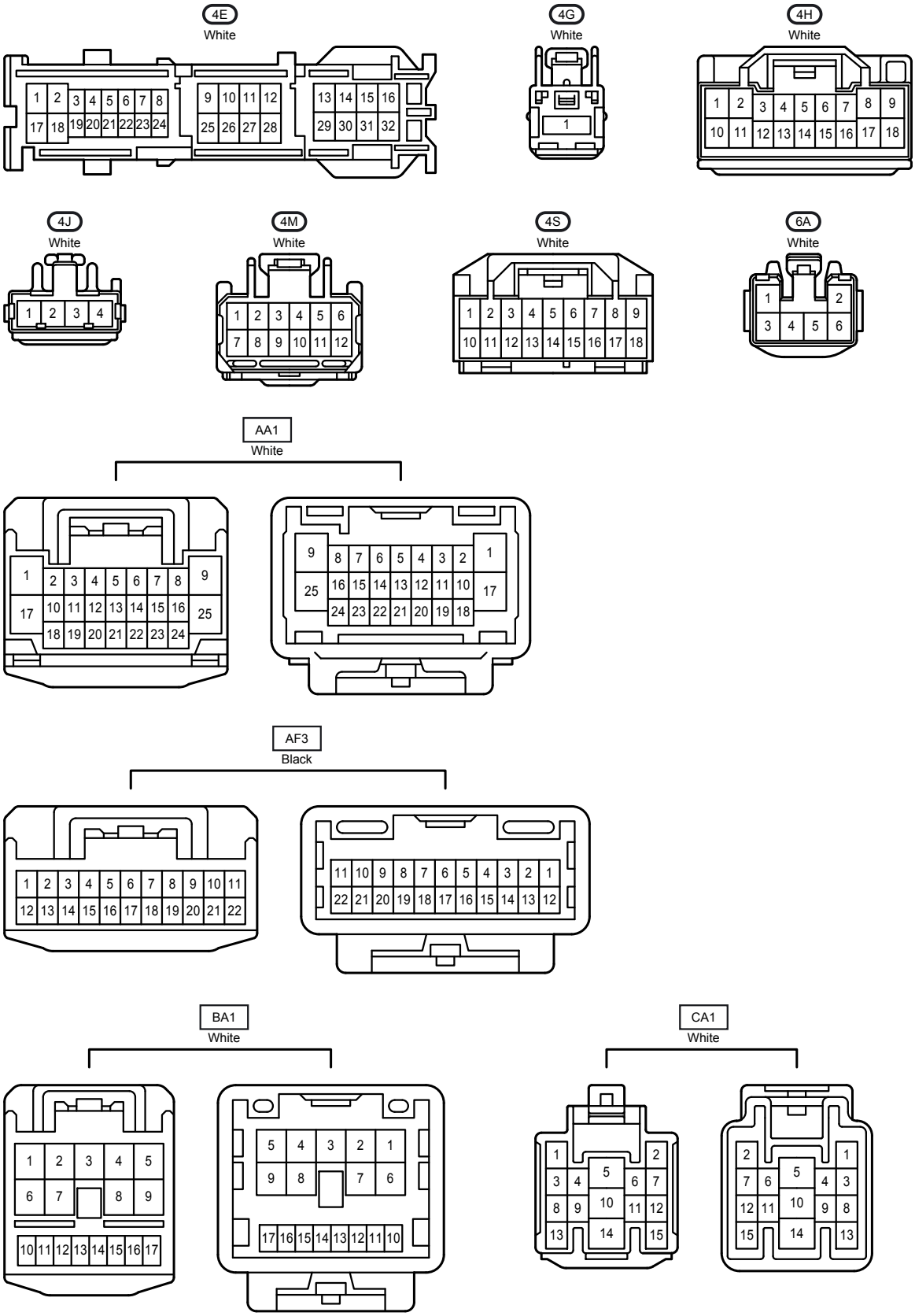
4E
White
4G
White
4H
White
4J
White
4M
White
4S
White
6A
White
AA1
White
AF3
Black
BA1
White
CA1
White

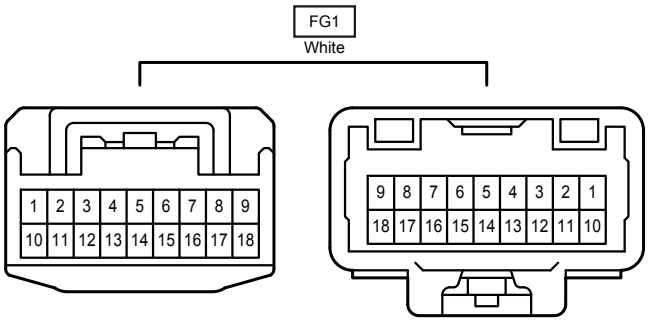
FG1
White
1 2 3 4 5 6 7 8 9
10 11 12 13 14 15 16 17 18
9 8 7 6 5 4 3 2 1
18 17 16 15 14 13 12 11 10