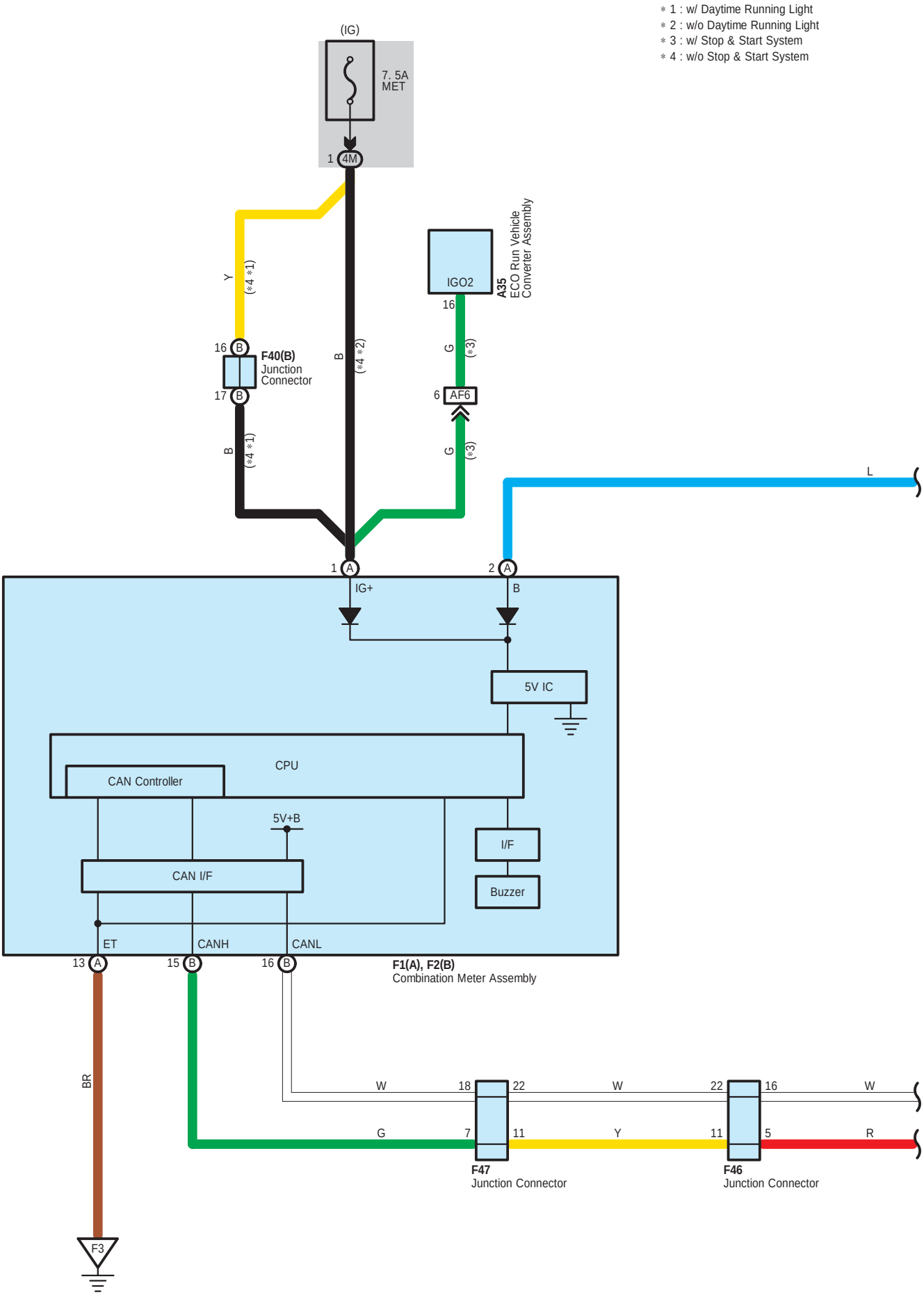
* 1 : w/ Daytime Running Light
* 2 : w/o Daytime Running Light
* 3 : w/ Stop & Start System
* 4 : w/o Stop & Start System
(IG)
7. 5A
MET
1 4M
Y
(*4 *1)
B
(*4 *2)
IGO2
16
A35
ECO Run Vehicle
Converter Assembly
G
(*3)
16 B
F40(B)
Junction
Connector
17 B
6 AF6
B
(*4 *1)
G
(*3)
L
1 A
2 A
IG+
B
5V IC
CPU
CAN Controller
5V+B
I/F
CAN I/F
Buzzer
ET
CANH
CANL
13 A
15 B
16 B
F1(A), F2(B)
Combination Meter Assembly
BR
W
18
22
W
22
16
W
G
7
11
Y
11
5
R
F47
Junction Connector
F46
Junction Connector
F3

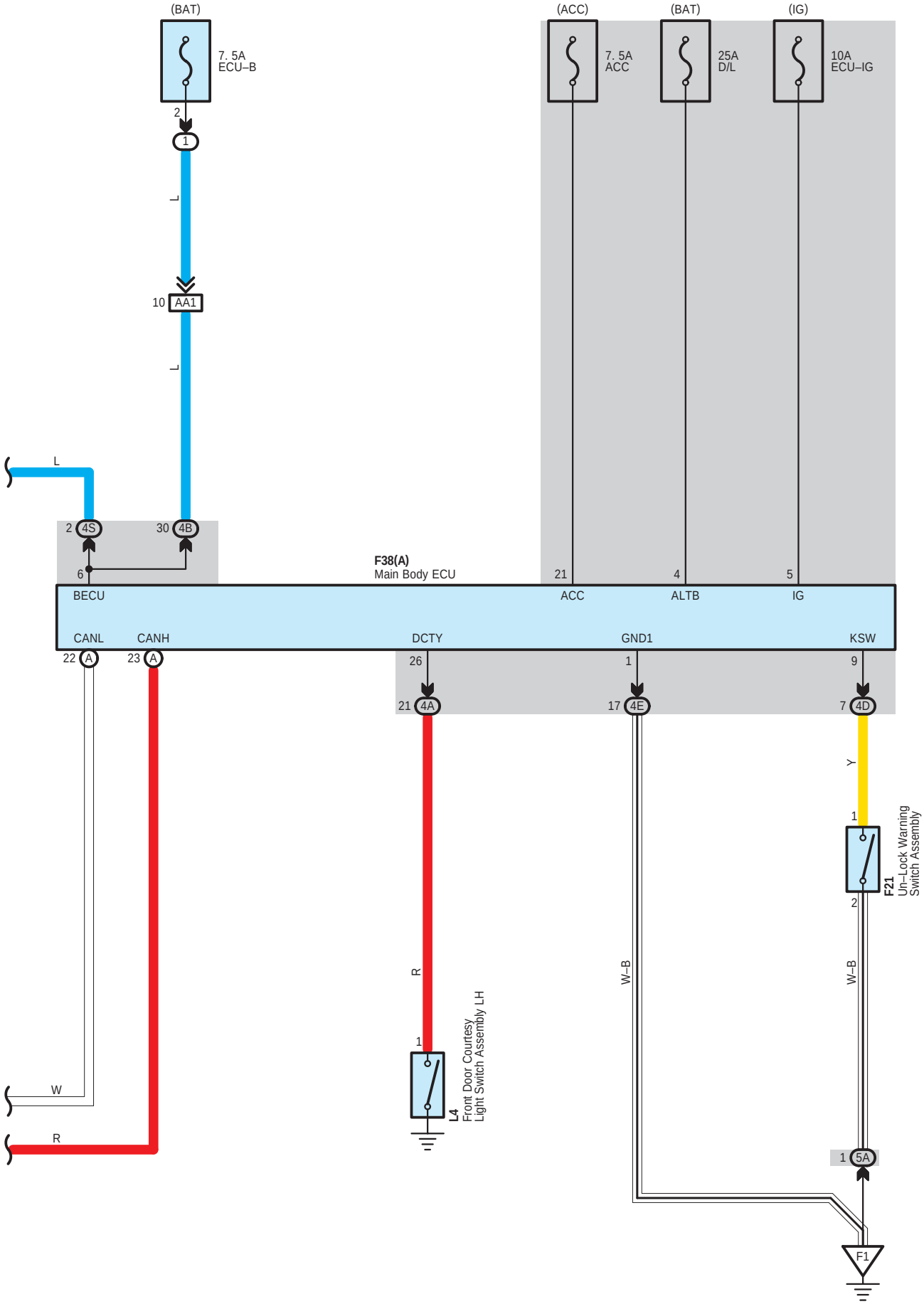
(BAT)
7. 5A
ECU–B
2
1
L
10
AA1
L
L
2
4S
30
4B
6
BECU
F38(A)
Main Body ECU
(ACC)
7. 5A
ACC
(BAT)
25A
D/L
(IG)
10A
ECU–IG
21
ACC
4
ALTB
5
IG
CANL
CANH
22
A
23
A
DCTY
GND1
KSW
26
21
4A
1
17
4E
9
7
4D
Y
1
2
F21
Un–Lock Warning
Switch Assembly
R
1
L4
Front Door Courtesy
Light Switch Assembly LH
W–B
W–B
W
R
1
5A
F1

A 35
Black

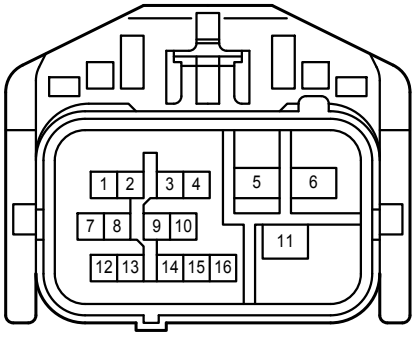

F 1
White

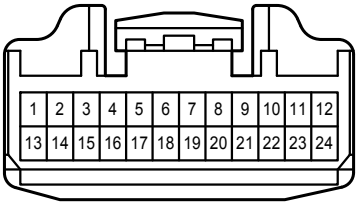

F 2
White



F 21
White



F 38
White

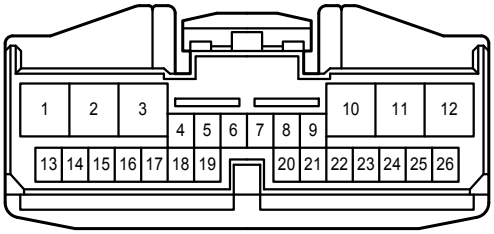

F 40
White

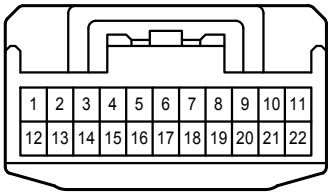

F 46
White

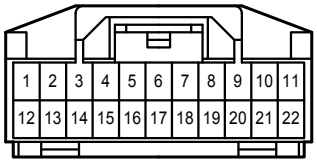

F 47
White

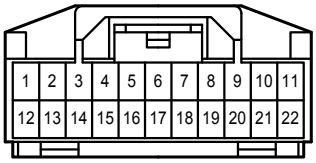

L 4
White

4A
White

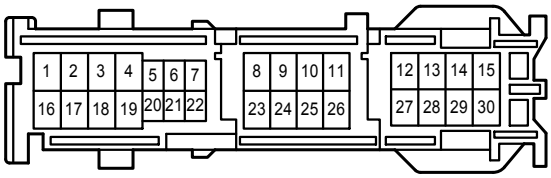

4B
White

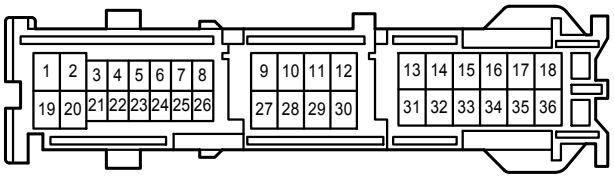

4D
White

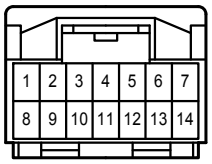

4E
White

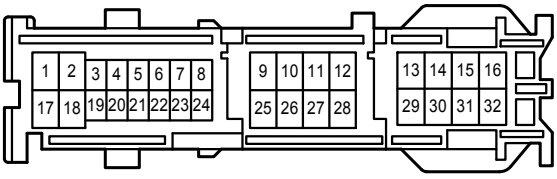

4M
White



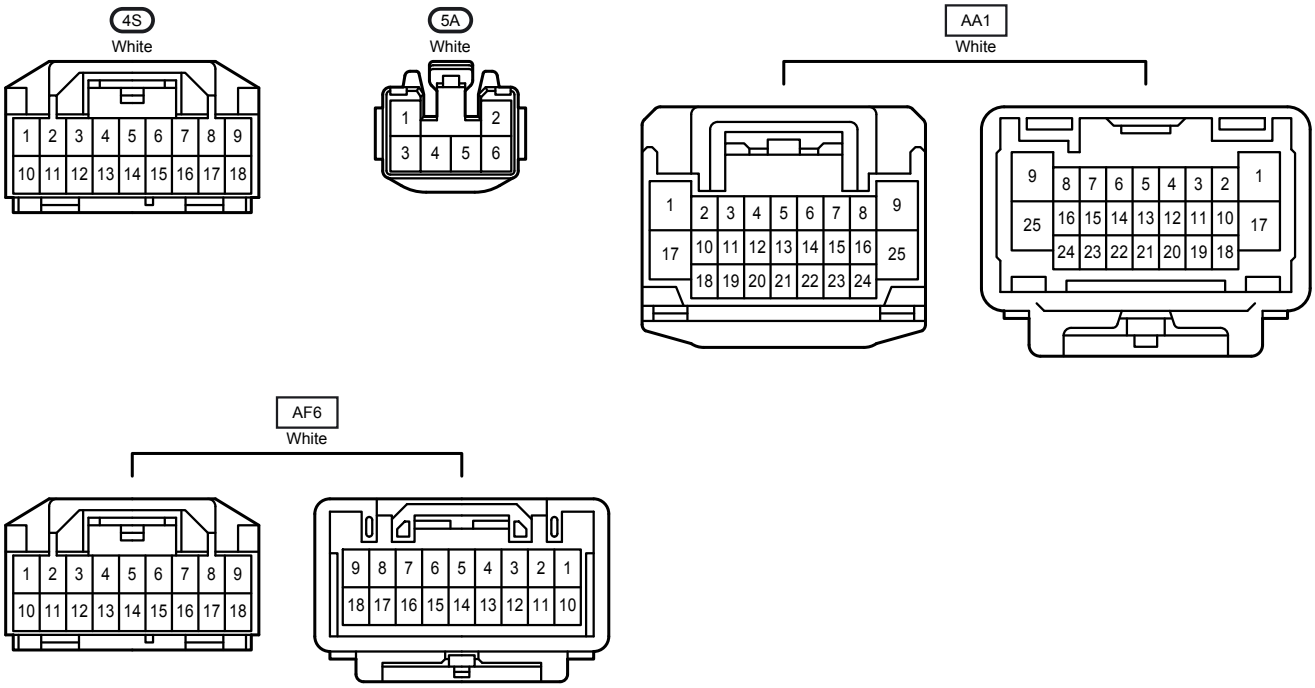
4S
White
1 2 3 4 5 6 7 8 9
10 11 12 13 14 15 16 17 18
5A
White
1 2
3 4 5 6
AA1
White
1 2 3 4 5 6 7 8 9
17 10 11 12 13 14 15 16 25
18 19 20 21 22 23 24
9 8 7 6 5 4 3 2 1
25 16 15 14 13 12 11 10 17
24 23 22 21 20 19 18
AF6
White
1 2 3 4 5 6 7 8 9
10 11 12 13 14 15 16 17 18
9 8 7 6 5 4 3 2 1
18 17 16 15 14 13 12 11 10