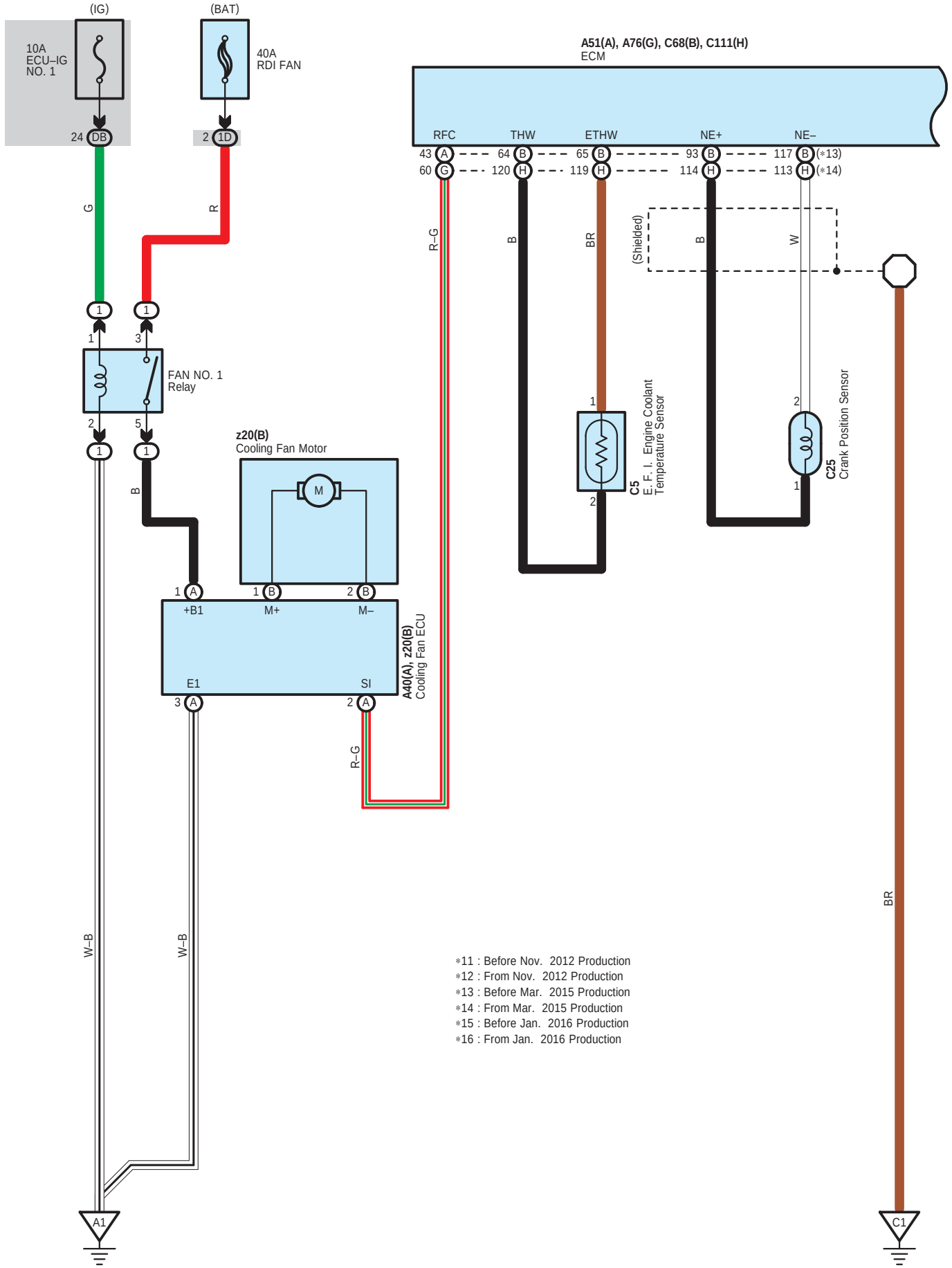

*11 : Before Nov. 2012 Production
*12 : From Nov. 2012 Production
*13 : Before Mar. 2015 Production
*14 : From Mar. 2015 Production
*15 : Before Jan. 2016 Production
*16 : From Jan. 2016 Production

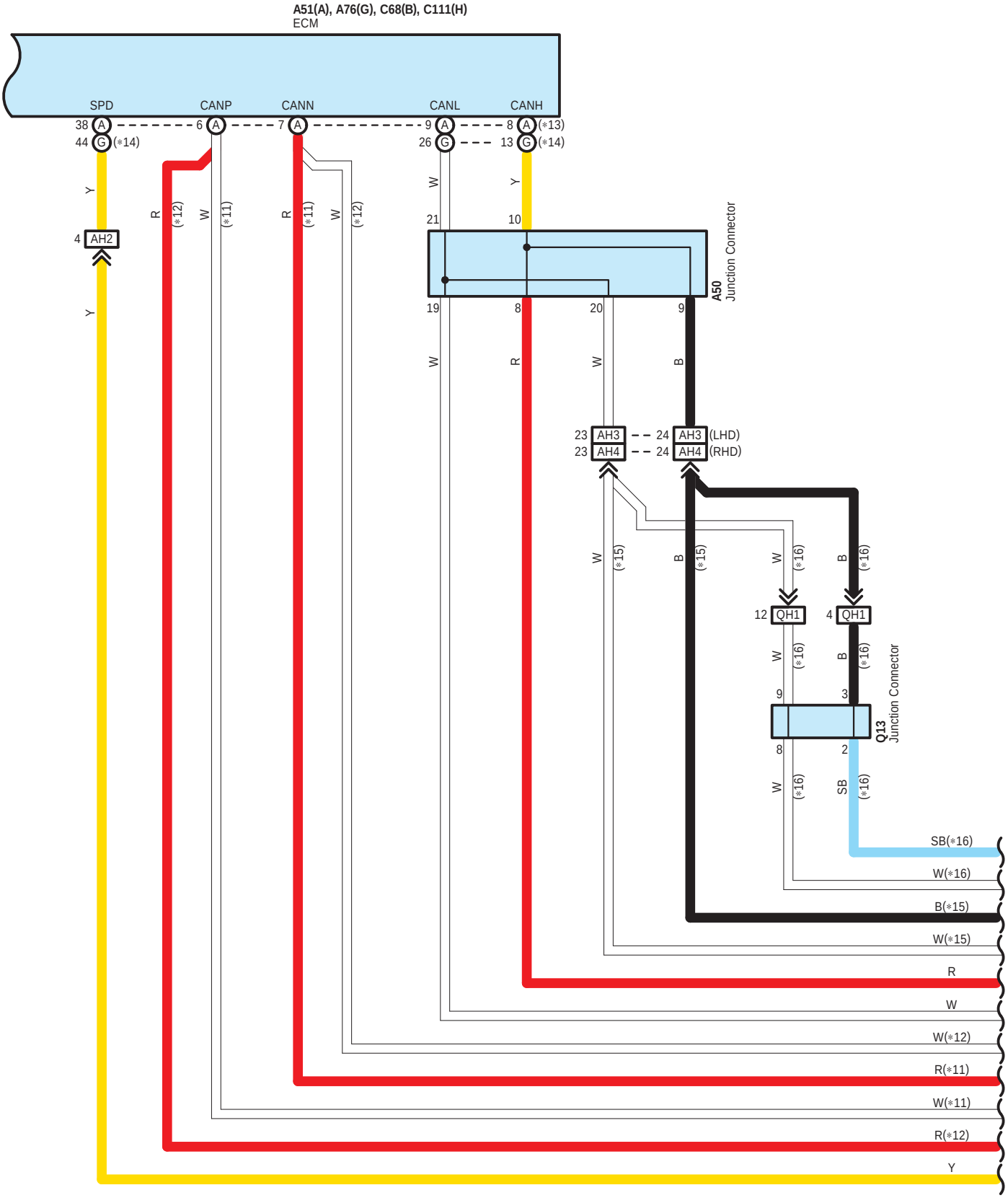
A51(A), A76(G), C68(B), C111(H)
ECM
SPD
CANP
CANN
CANL
CANH
38 A
44 G (*14)
6 A
7 A
9 A
26 G
8 A (*13)
13 G (*14)
Y
R (*12)
W (*11)
R (*11)
W (*12)
W
Y
4 AH2
21
10
19
8
20
9
A50 Junction Connector
W
R
W
B
23 AH3
23 AH4
24 AH3 (LHD)
24 AH4 (RHD)
W (*15)
B (*15)
W (*16)
B (*16)
12 QH1
4 QH1
W (*16)
B (*16)
9
3
8
2
Q13 Junction Connector
W (*16)
SB (*16)
SB(*16)
W(*16)
B(*15)
W(*15)
R
W
W(*12)
R(*11)
W(*11)
R(*12)
Y

∗ 3 : Automatic A/C
∗ 4 : Manual A/C
∗ 9 : w/ Entry & Start System
∗10 : w/o Entry & Start System
∗11 : Before Nov. 2012 Production
∗12 : From Nov. 2012 Production
∗13 : Before Mar. 2015 Production
∗14 : From Mar. 2015 Production
∗15 : Before Jan. 2016 Production
∗16 : From Jan. 2016 Production

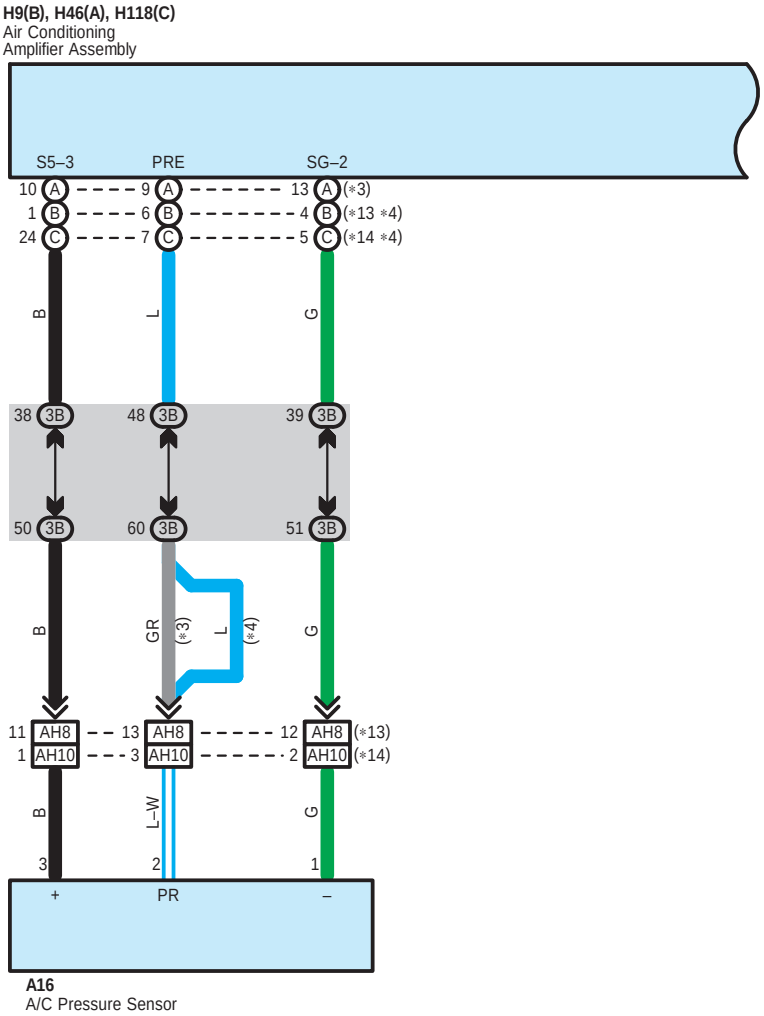

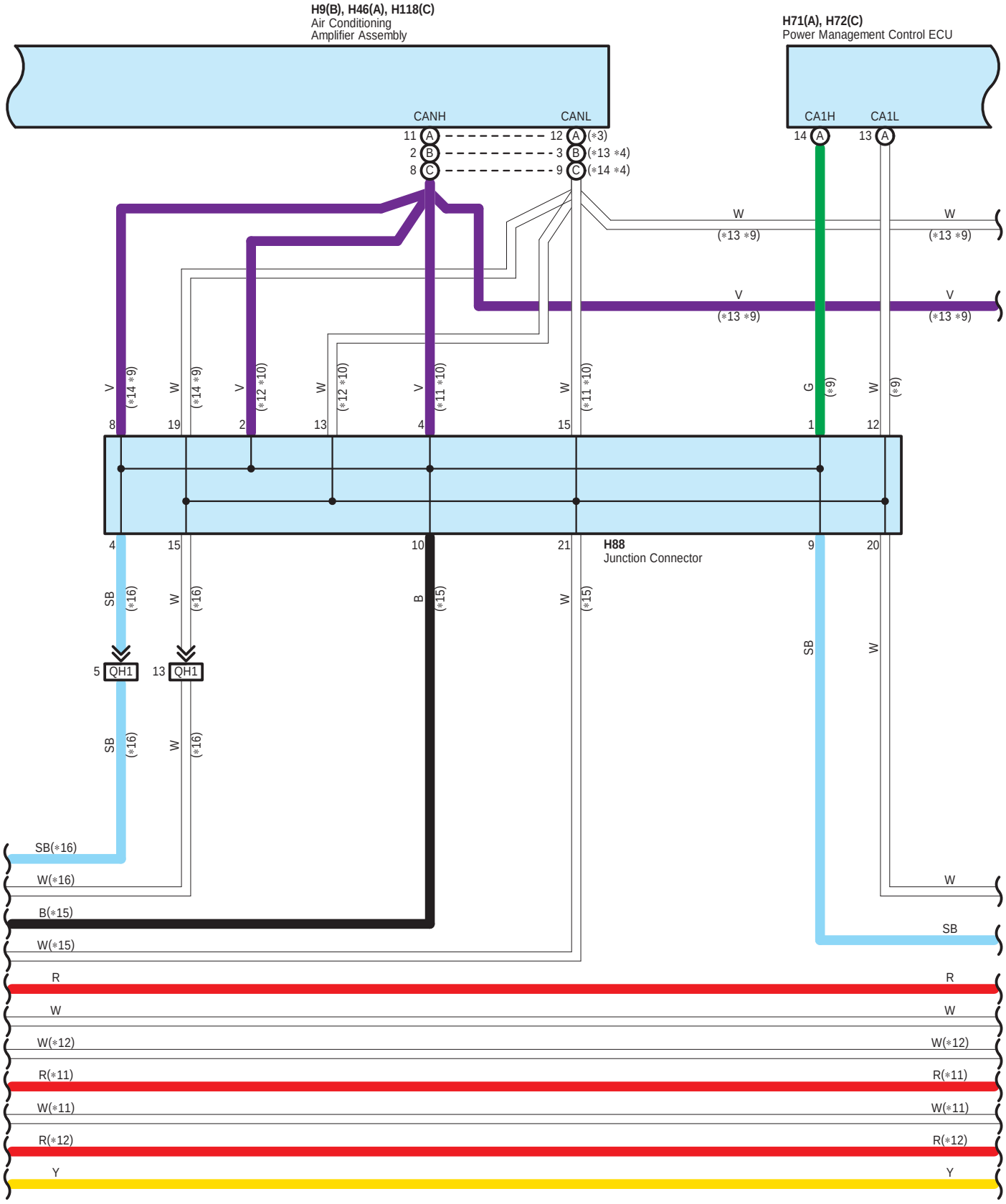
H9(B), H46(A), H118(C)
Air Conditioning
Amplifier Assembly
H71(A), H72(C)
Power Management Control ECU
CANH
CANL
CA1H
CA1L
11 A
2 B
8 C
12 A (*3)
3 B (*13 *4)
9 C (*14 *4)
14 A
13 A
W (*13 *9)
V (*13 *9)
V (*14 *9)
W (*14 *9)
V (*12 *10)
W (*12 *10)
V (*11 *10)
W (*11 *10)
G (*9)
W (*9)
8
19
2
13
4
15
1
12
4
15
10
21
9
20
H88
Junction Connector
SB (*16)
W (*16)
B (*15)
W (*15)
SB
W
5 QH1
13 QH1
SB(*16)
W(*16)
B(*15)
W(*15)
R
W
W(*12)
R(*11)
W(*11)
R(*12)
Y

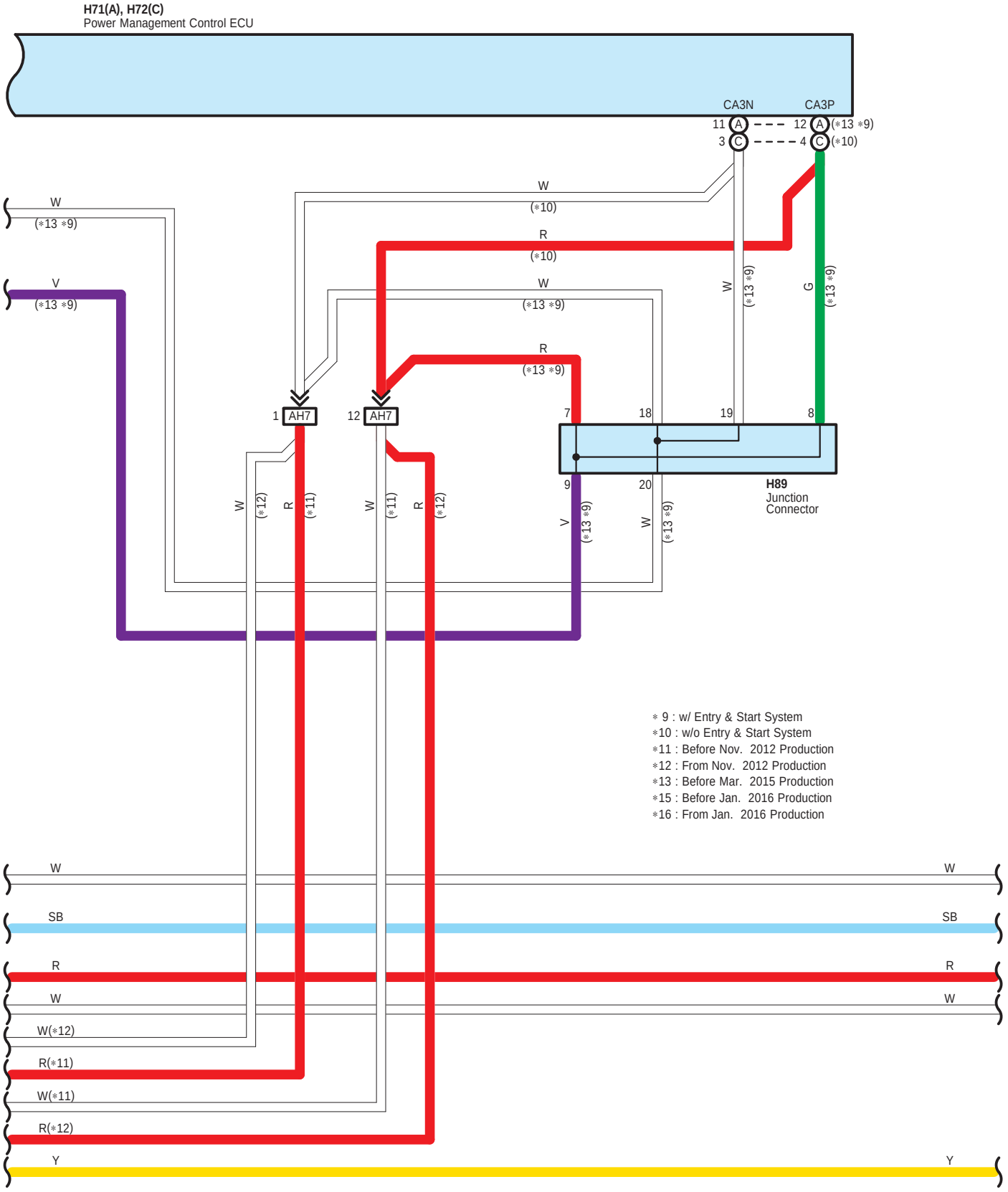
H71(A), H72(C)
Power Management Control ECU
CA3N
CA3P
11 A
3 C
12 A (∗13 ∗9)
4 C (∗10)
W
(∗10)
R
(∗10)
W
(∗13 ∗9)
R
(∗13 ∗9)
W
(∗13 ∗9)
G
(∗13 ∗9)
W
(∗13 ∗9)
V
(∗13 ∗9)
1 AH7
12 AH7
7
18
19
8
9
20
H89
Junction
Connector
W
(∗12)
R
(∗11)
W
(∗11)
R
(∗12)
V
(∗13 ∗9)
W
(∗13 ∗9)
∗ 9 : w/ Entry & Start System
∗10 : w/o Entry & Start System
∗11 : Before Nov. 2012 Production
∗12 : From Nov. 2012 Production
∗13 : Before Mar. 2015 Production
∗15 : Before Jan. 2016 Production
∗16 : From Jan. 2016 Production
W
SB
R
W
W(∗12)
R(∗11)
W(∗11)
R(∗12)
Y

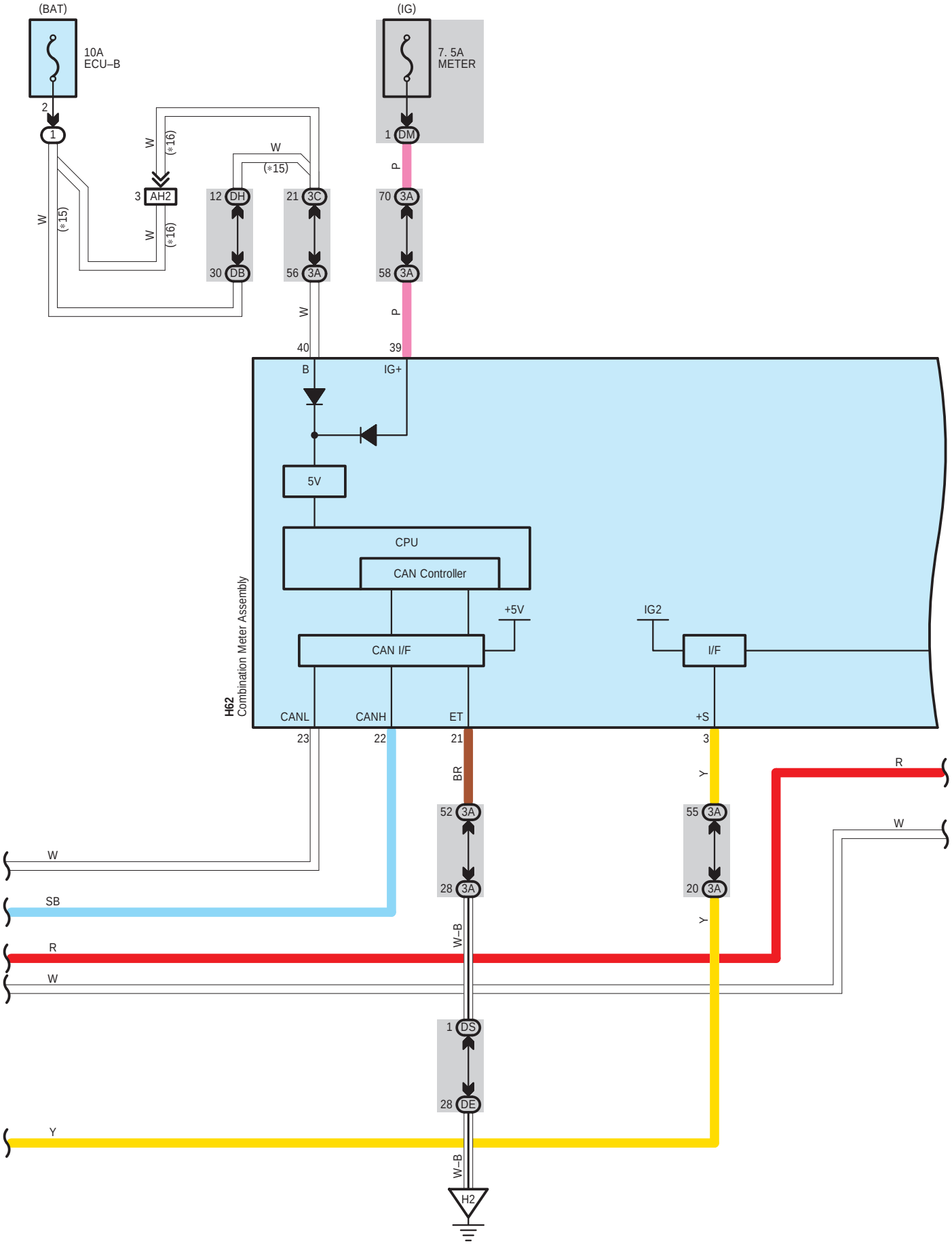
(BAT)
10A
ECU–B
2
1
W
(*16)
W
(*15)
3
AH2
W
(*16)
W
(*15)
12
DH
30
DB
21
3C
56
3A
W
40
B
(IG)
7. 5A
METER
1
DM
P
70
3A
58
3A
P
39
IG+
5V
CPU
CAN Controller
+5V
CAN I/F
IG2
I/F
H62
Combination Meter Assembly
CANL
CANH
ET
+S
23
22
21
3
BR
Y
52
3A
28
3A
55
3A
20
3A
R
W
W
SB
R
W
W–B
Y
1
DS
28
DE
Y
W–B
H2

∗ 1 : w/ VSC
∗ 2 : w/o VSC
∗13 : Before Mar. 2015 Production
∗14 : From Mar. 2015 Production

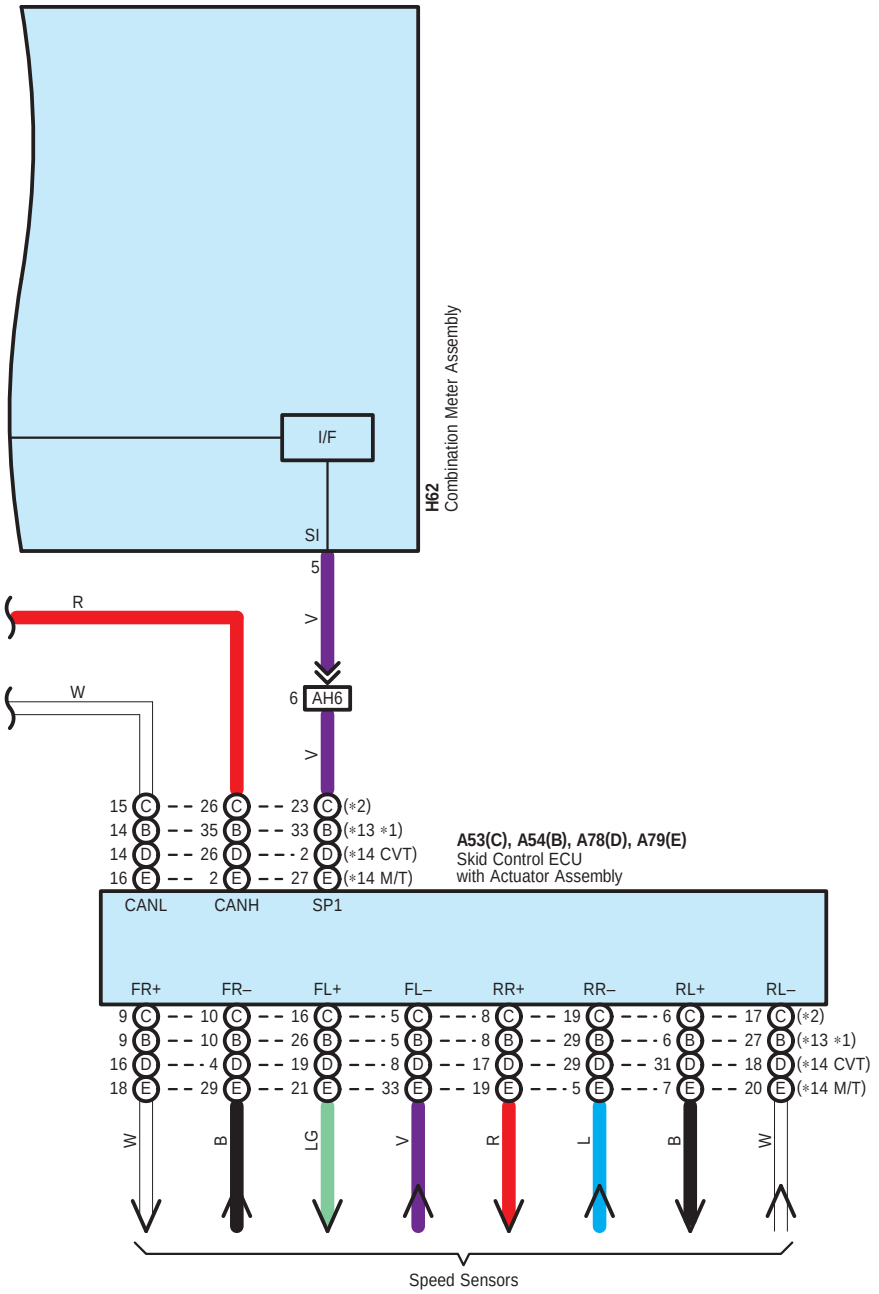

A 16
Black

A 40
Black

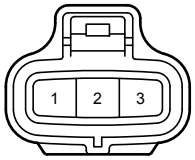

A 50
White

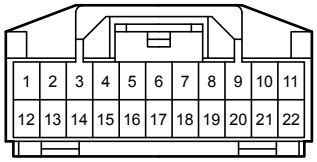

A 51
Black

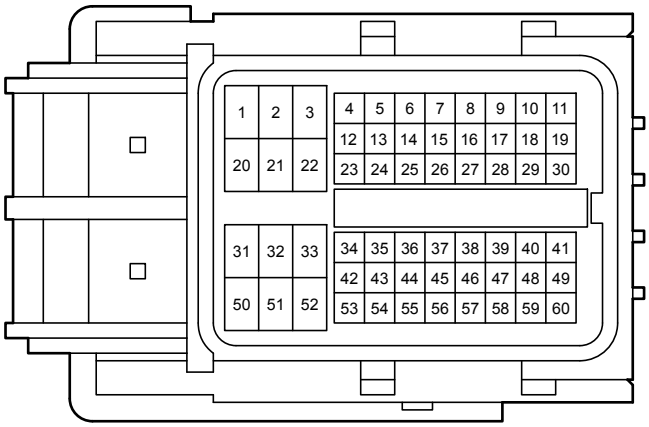

A 53
Black

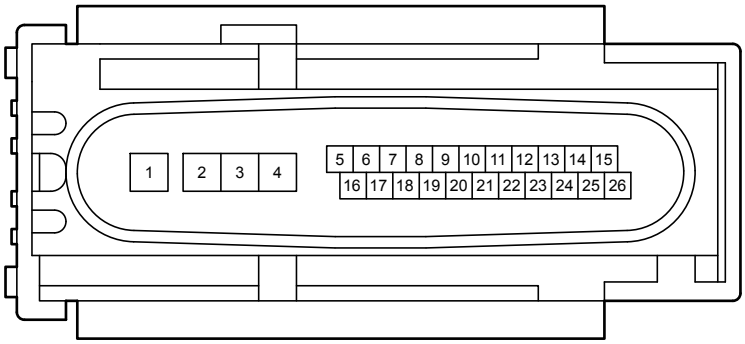

A 54
Black

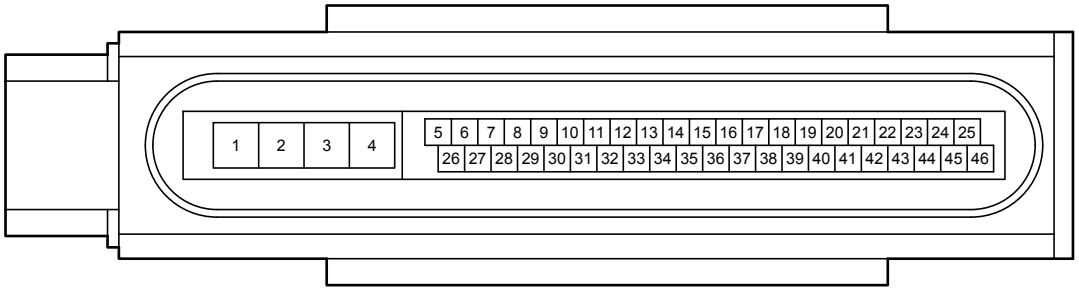

A 76
Black

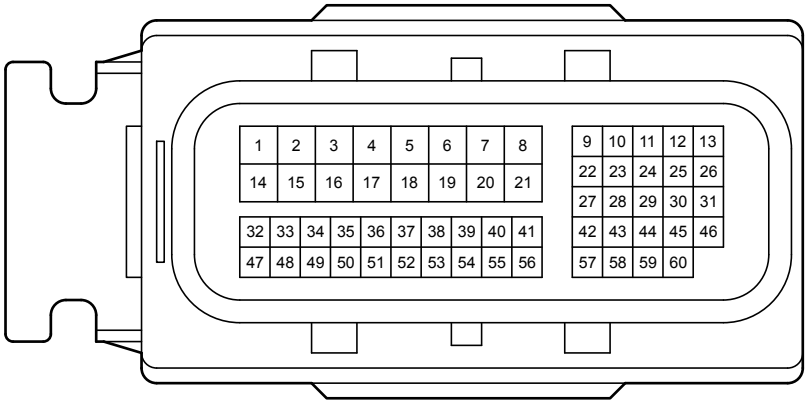

A 78
Black

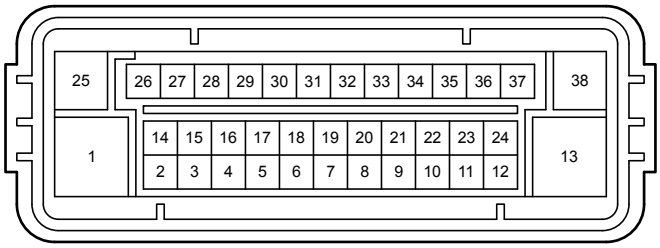

A 79
Black

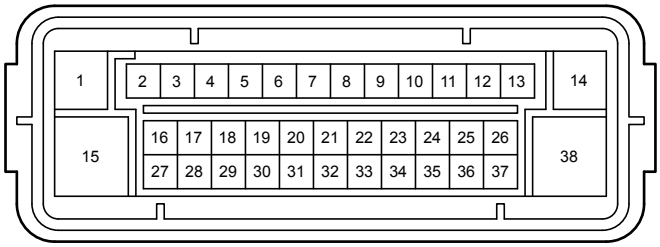

C 5
Gray

C 25
Black

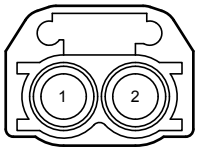

C 68
Black

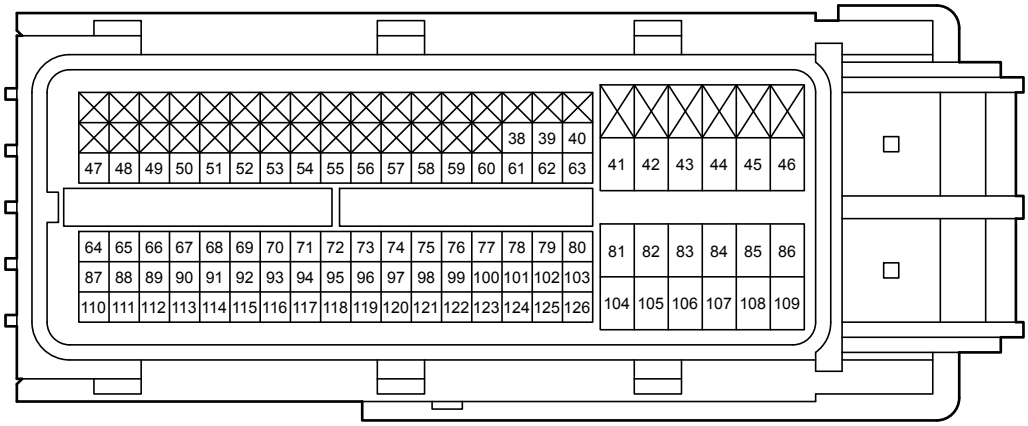

C111
Black

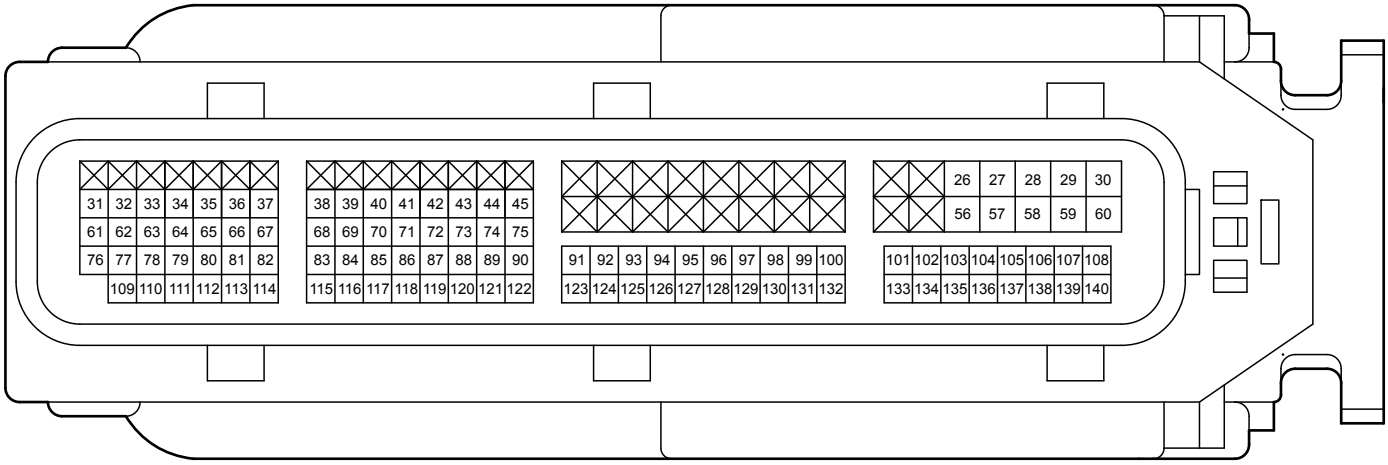

H 9
White

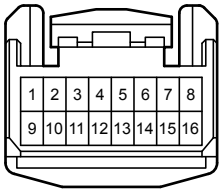

H 46
White

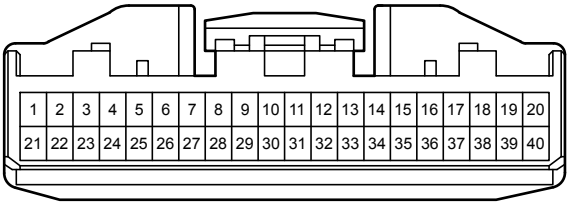

H 62
Black

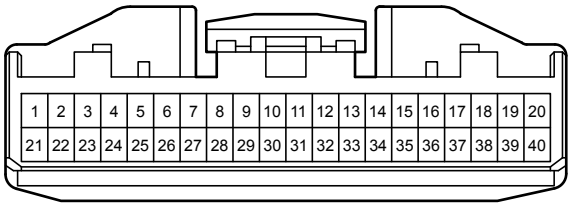

H 71
Black

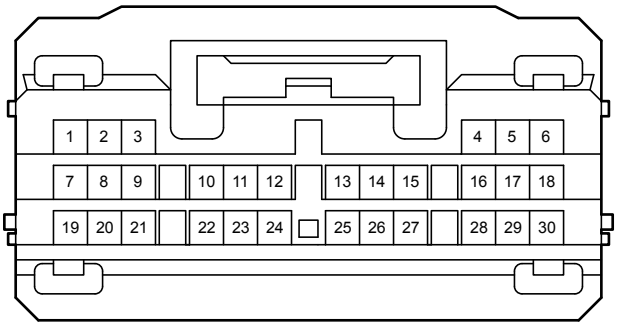

H 72
White

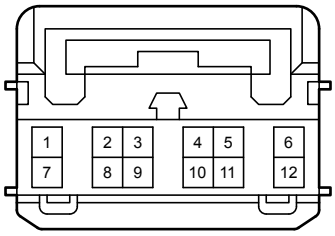

H 88
White

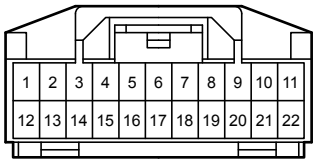

H 89
White

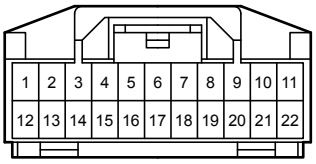

H118
Black

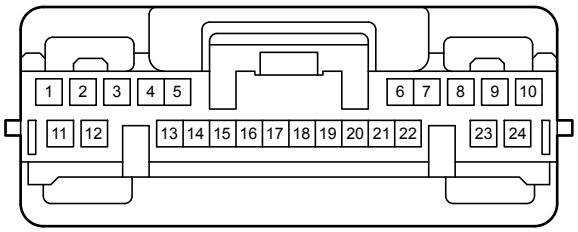

Q 13
White

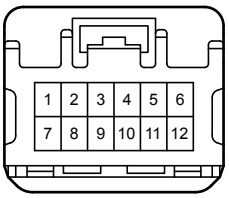

z 20
Gray

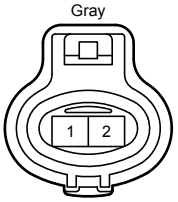

1D
White

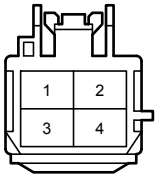

3A
White

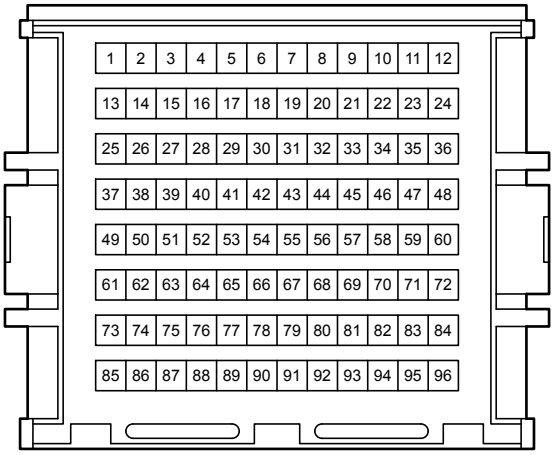

3B
White

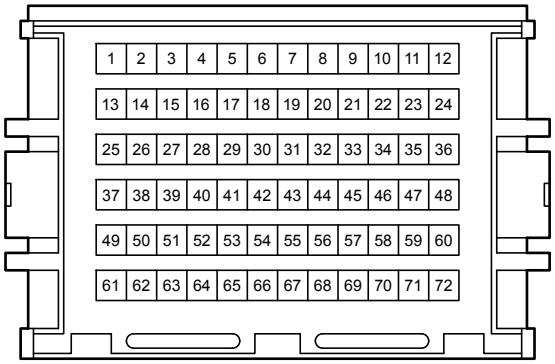

3C
White

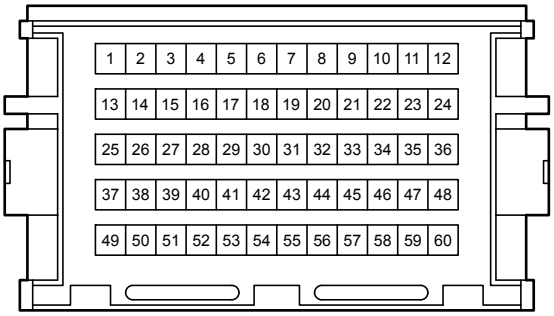

DB
White

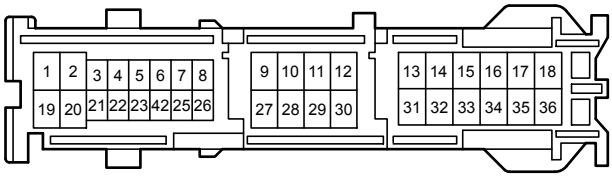

DE
White

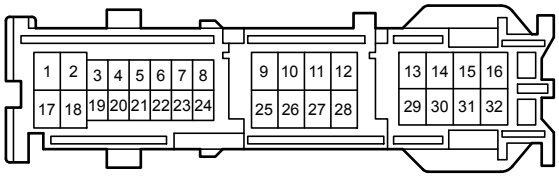

DH
White

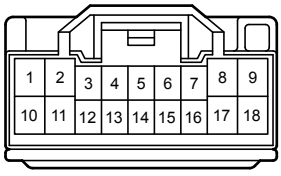

DM
White



DS
White

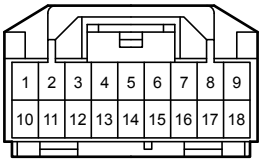

AH2
Gray

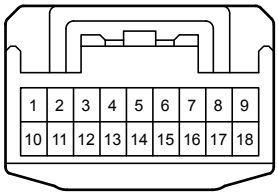

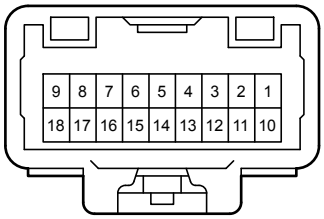

AH3
White

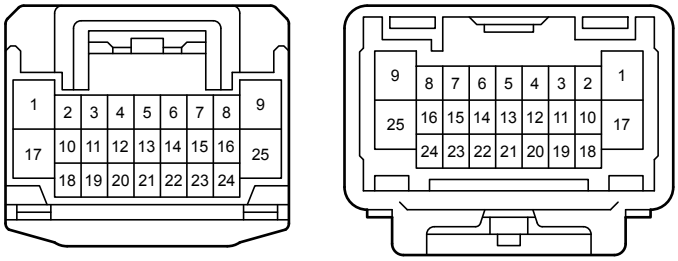

AH4
Gray

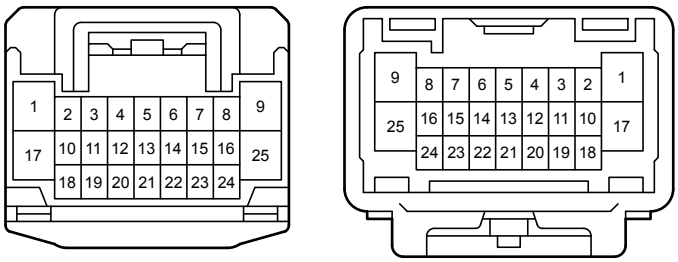

AH6
White

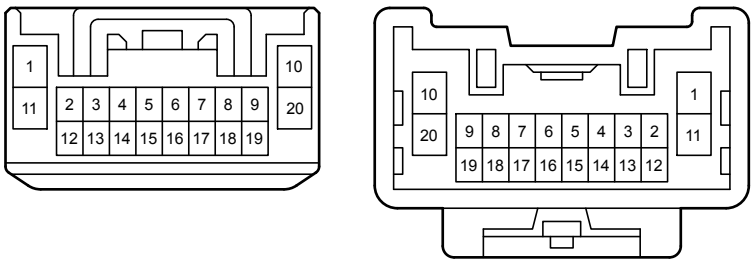

AH7
Gray

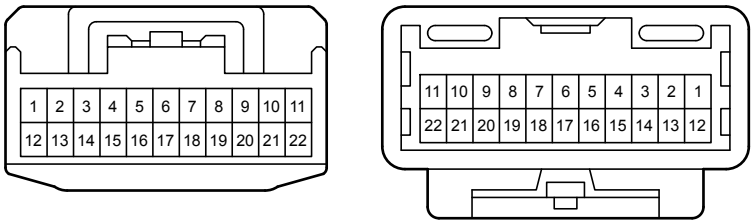

AH8
Blue

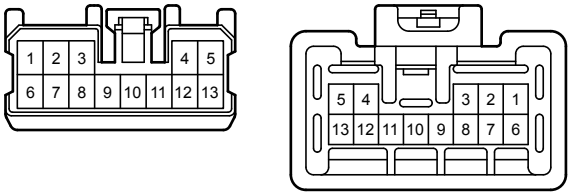

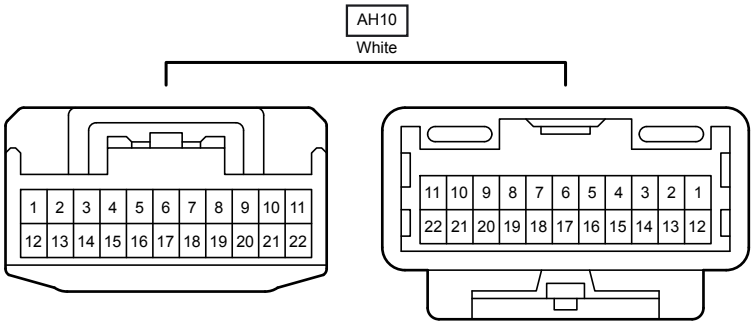
AH10
White
1 2 3 4 5 6 7 8 9 10 11
12 13 14 15 16 17 18 19 20 21 22
11 10 9 8 7 6 5 4 3 2 1
22 21 20 19 18 17 16 15 14 13 12

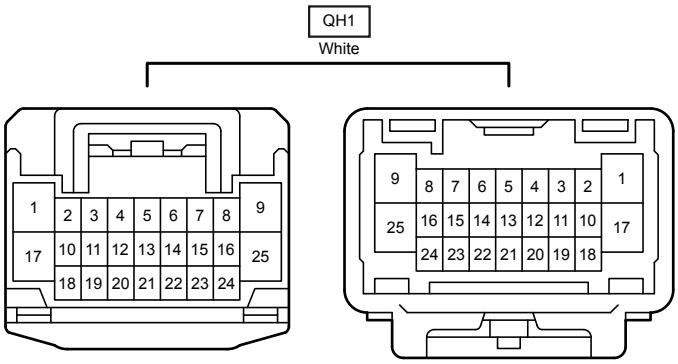
QH1
White
1 2 3 4 5 6 7 8 9
17 10 11 12 13 14 15 16 25
18 19 20 21 22 23 24
9 8 7 6 5 4 3 2 1
25 16 15 14 13 12 11 10 17
24 23 22 21 20 19 18