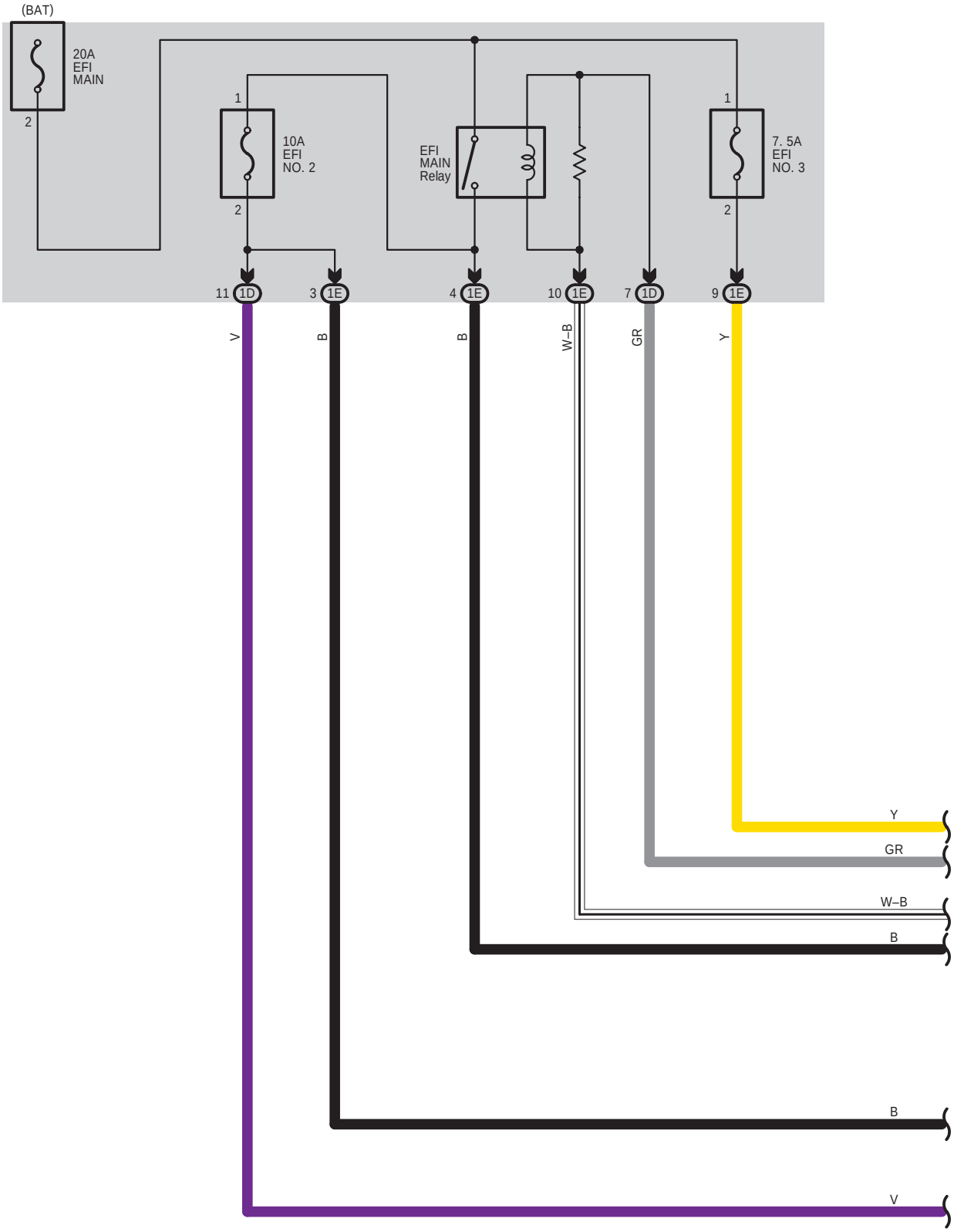
(BAT)
20A
EFI
MAIN
2
1
10A
EFI
NO. 2
2
EFI
MAIN
Relay
1
7. 5A
EFI
NO. 3
2
11 1D
3 1E
4 1E
10 1E
7 1D
9 1E
V
B
B
W–B
GR
Y
Y
GR
W–B
B
B
V

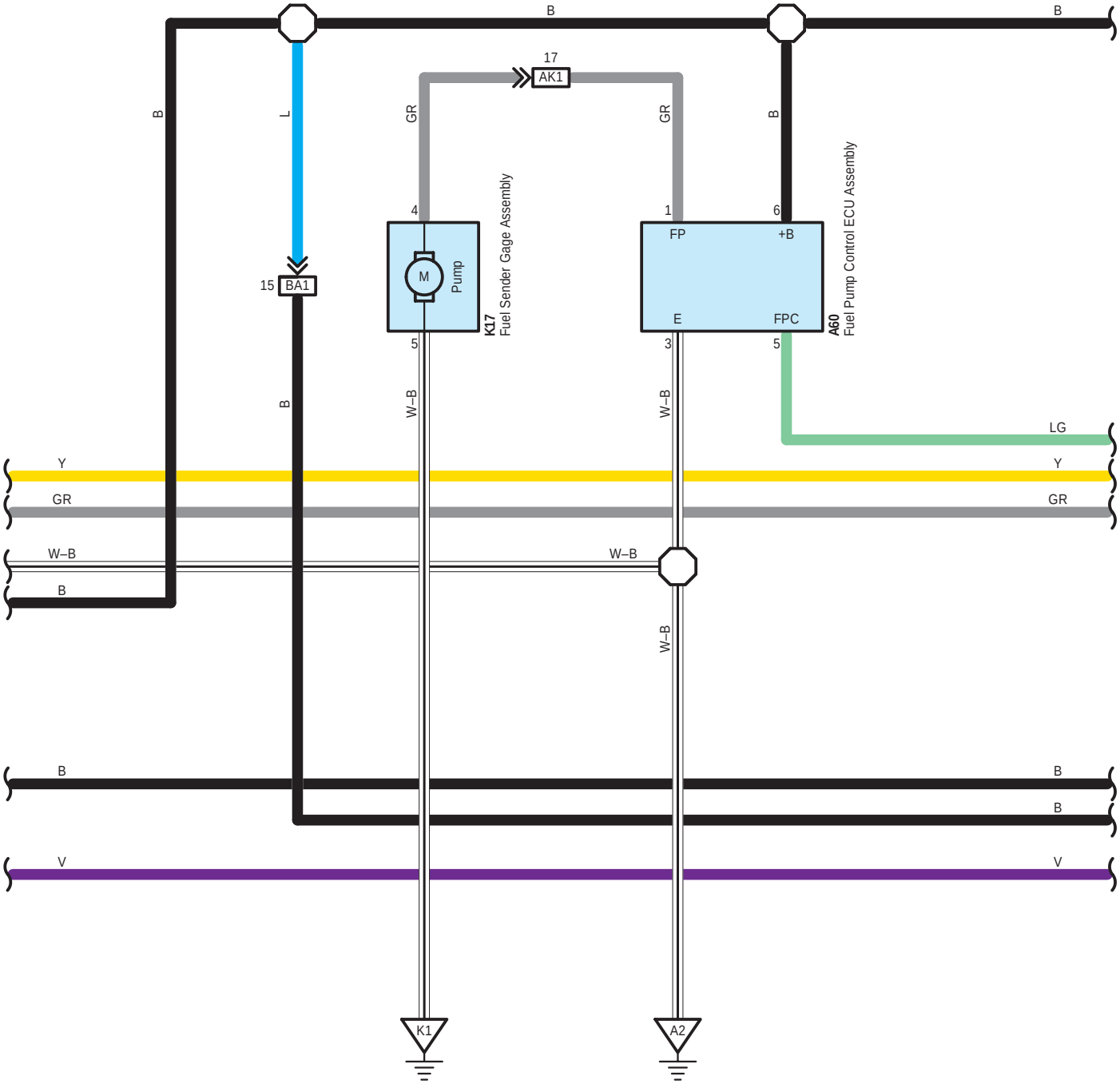
B
B
17
AK1
B
L
GR
GR
B
4
1
6
FP
+B
M
Pump
15
BA1
K17
Fuel Sender Gage Assembly
E
FPC
A60
Fuel Pump Control ECU Assembly
5
3
5
B
W–B
W–B
LG
Y
Y
GR
GR
W–B
W–B
B
W–B
B
B
B
V
V
K1
A2

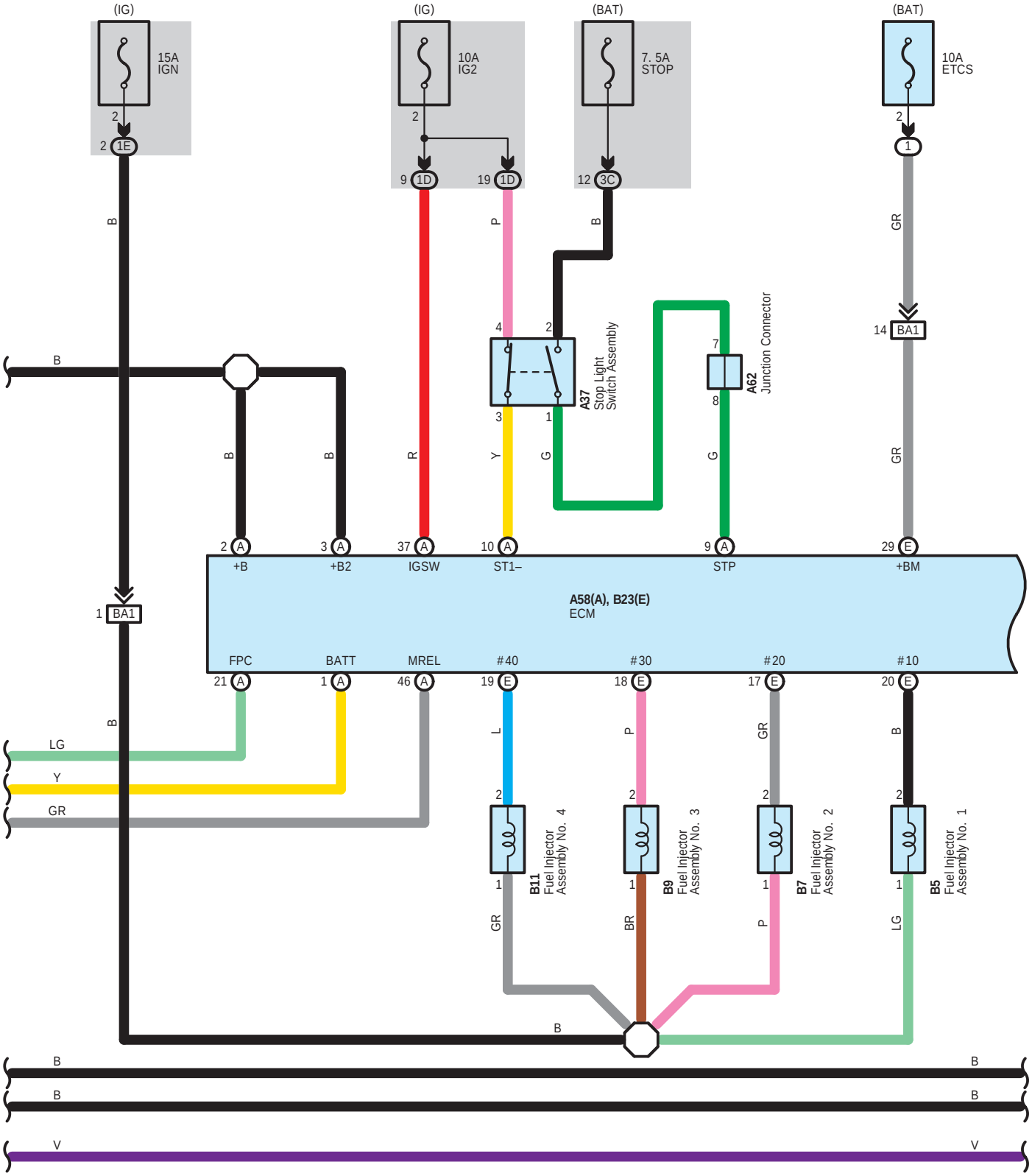
(IG)
15A
IGN
2
2 1E
(IG)
10A
IG2
2
9 1D
19 1D
(BAT)
7. 5A
STOP
12 3C
(BAT)
10A
ETCS
2
1
B
P
B
GR
4
2
3
1
A37
Stop Light
Switch Assembly
7
8
A62
Junction Connector
14 BA1
B
B
B
R
Y
G
G
GR
2 A
3 A
37 A
10 A
9 A
29 E
+B
+B2
IGSW
ST1–
STP
+BM
A58(A), B23(E)
ECM
1 BA1
FPC
BATT
MREL
#40
#30
#20
#10
21 A
1 A
46 A
19 E
18 E
17 E
20 E
B
LG
Y
GR
L
P
GR
B
2
2
2
2
1
1
1
1
B11
Fuel Injector
Assembly No. 4
B9
Fuel Injector
Assembly No. 3
B7
Fuel Injector
Assembly No. 2
B5
Fuel Injector
Assembly No. 1
GR
BR
P
LG
B
B
B
B
B
V
V

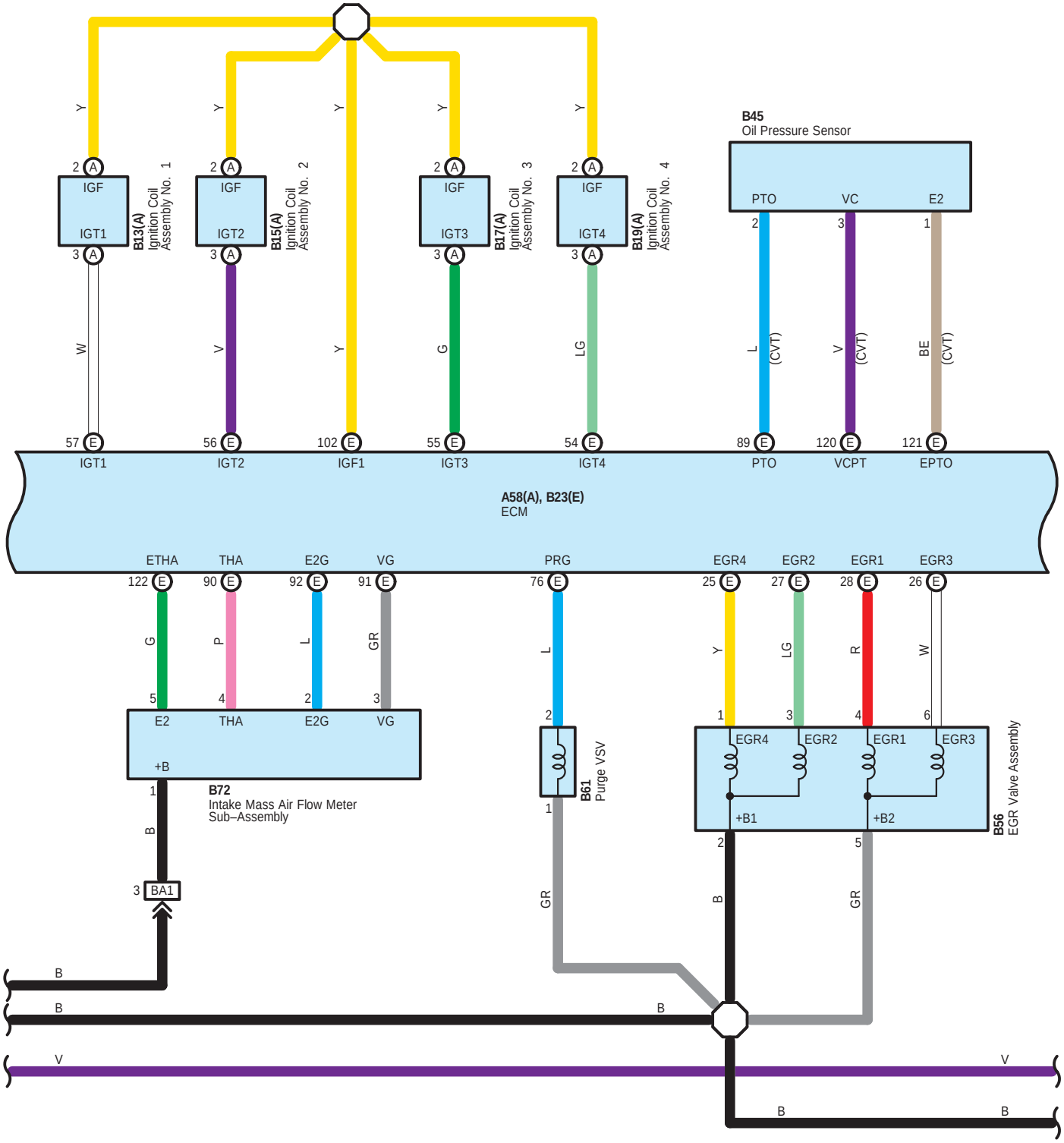
B13(A) Ignition Coil Assembly No. 1
B15(A) Ignition Coil Assembly No. 2
B17(A) Ignition Coil Assembly No. 3
B19(A) Ignition Coil Assembly No. 4
IGF
IGT1
IGT2
IGT3
IGT4
B45
Oil Pressure Sensor
PTO
VC
E2
(CVT)
A58(A), B23(E)
ECM
IGF1
VCPT
EPTO
ETHA
THA
E2G
VG
PRG
EGR4
EGR2
EGR1
EGR3
B72
Intake Mass Air Flow Meter Sub–Assembly
+B
BA1
B61
Purge VSV
B56
EGR Valve Assembly
+B1
+B2

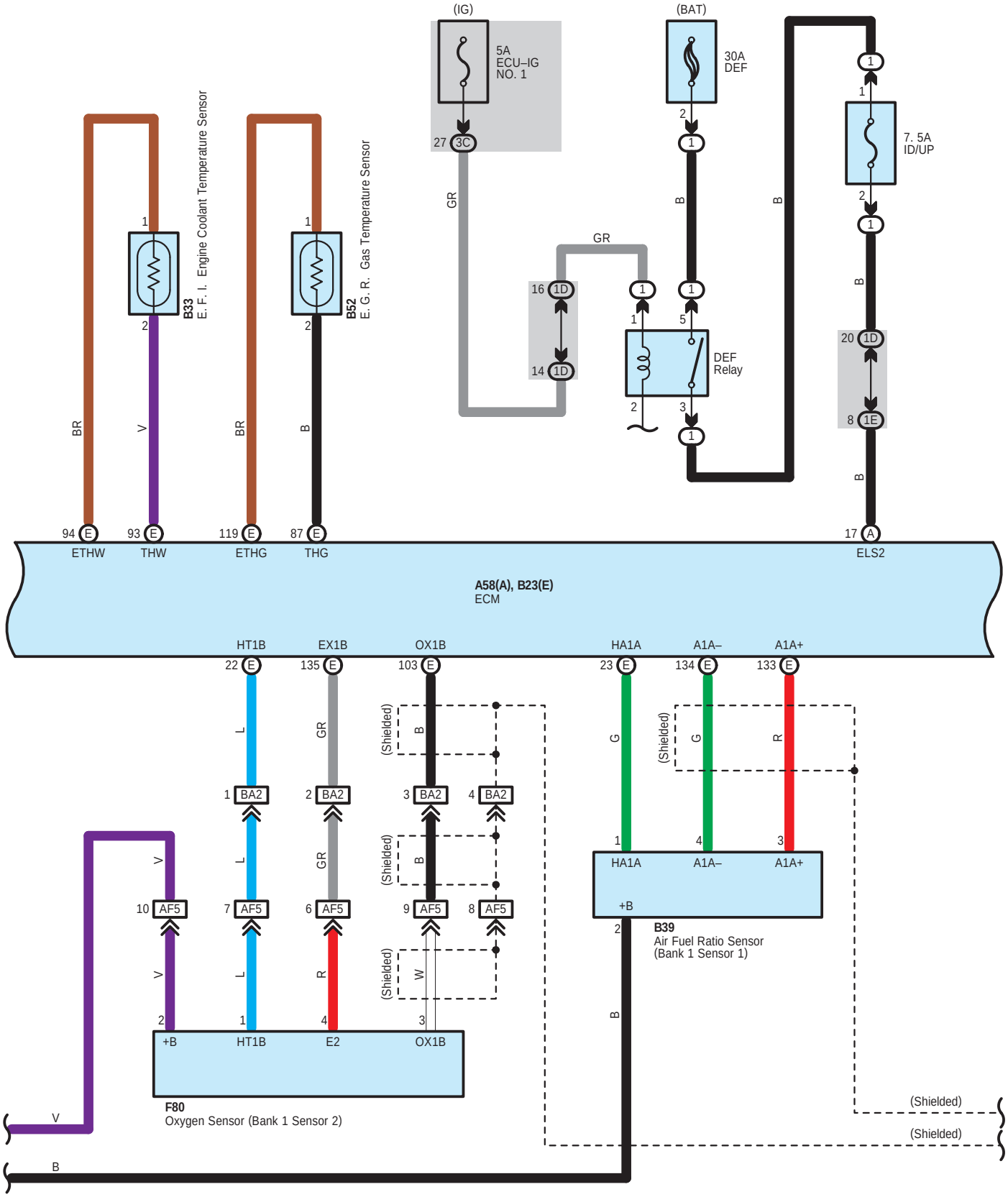
(IG)
5A
ECU–IG
NO. 1
27 3C
(BAT)
30A
DEF
7. 5A
ID/UP
GR
B
16 1D
14 1D
20 1D
8 1E
DEF
Relay
B33
E. F. I. Engine Coolant Temperature Sensor
B52
E. G. R. Gas Temperature Sensor
BR
V
94 E
93 E
119 E
87 E
17 A
ETHW
THW
ETHG
THG
ELS2
A58(A), B23(E)
ECM
HT1B
EX1B
OX1B
HA1A
A1A–
A1A+
22 E
135 E
103 E
23 E
134 E
133 E
L
(Shielded)
BA2
AF5
+B
HT1B
E2
OX1B
F80
Oxygen Sensor (Bank 1 Sensor 2)
B39
Air Fuel Ratio Sensor
(Bank 1 Sensor 1)
G
R
W

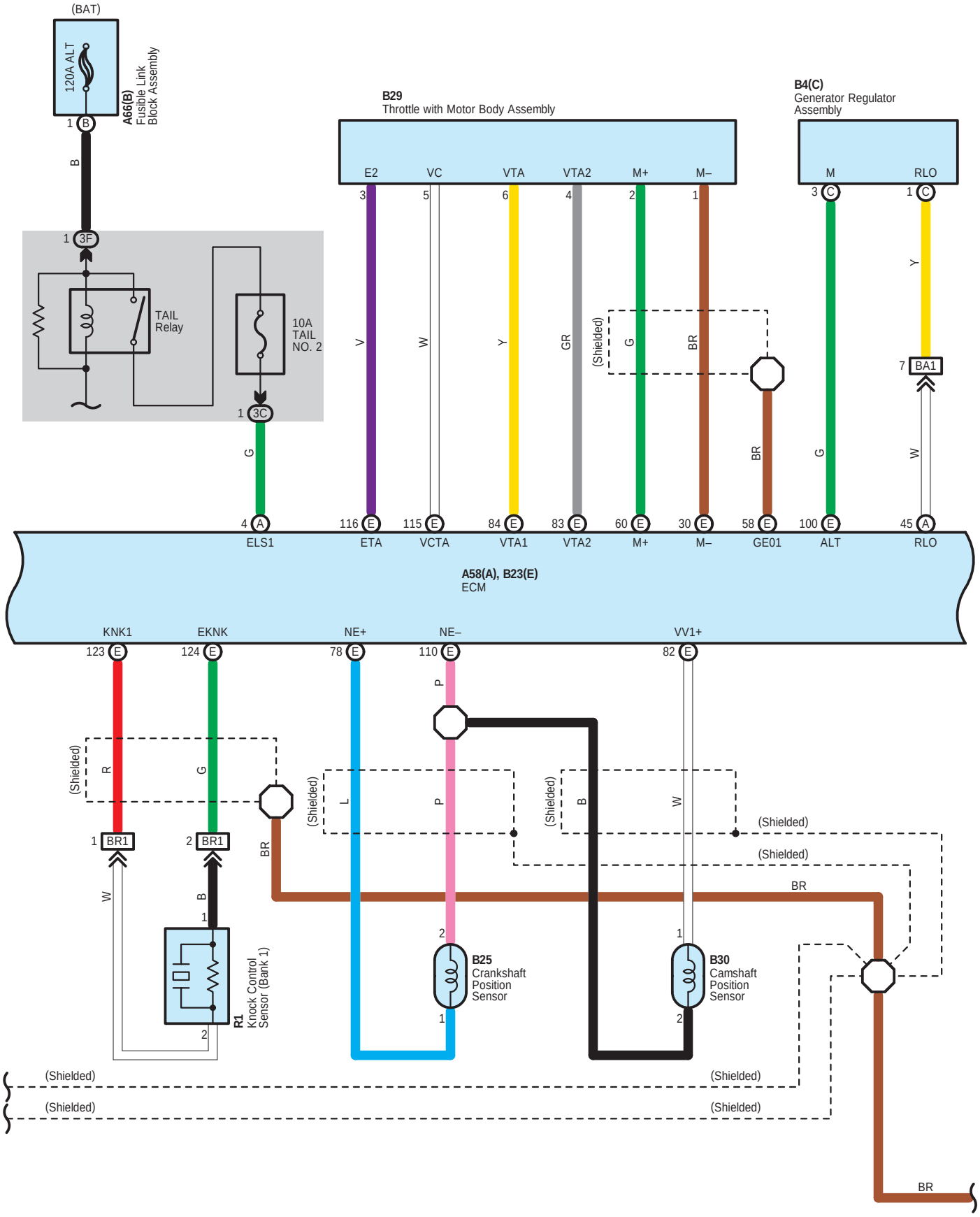
(BAT)
120A ALT
A66(B)
Fusible Link Block Assembly
1 B
B
1 3F
TAIL Relay
10A TAIL NO. 2
1 3C
G
B29
Throttle with Motor Body Assembly
E2
VC
VTA
VTA2
M+
M–
3
5
6
4
2
1
V
W
Y
GR
(Shielded)
G
BR
BR
B4(C)
Generator Regulator Assembly
M
RLO
3 C
1 C
Y
7 BA1
G
W
4 A
116 E
115 E
84 E
83 E
60 E
30 E
58 E
100 E
45 A
ELS1
ETA
VCTA
VTA1
VTA2
M+
M–
GE01
ALT
RLO
A58(A), B23(E)
ECM
KNK1
EKNK
NE+
NE–
VV1+
123 E
124 E
78 E
110 E
82 E
P
(Shielded)
R
G
(Shielded)
L
P
(Shielded)
B
W
(Shielded)
(Shielded)
1 BR1
2 BR1
BR
BR
W
B
1
2
R1
Knock Control Sensor (Bank 1)
2
1
B25
Crankshaft Position Sensor
1
2
B30
Camshaft Position Sensor
(Shielded)
(Shielded)
(Shielded)
(Shielded)
BR

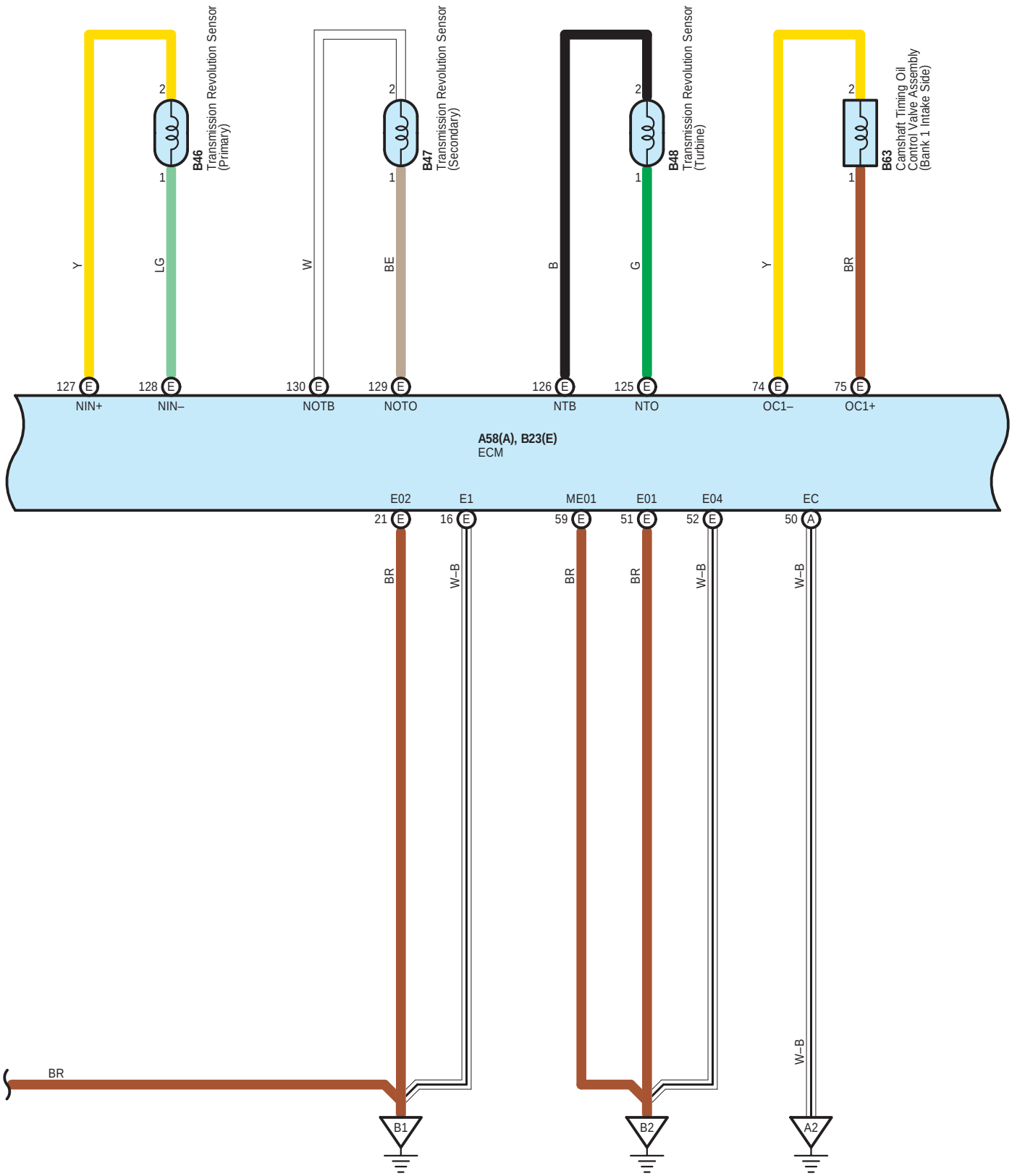
B46
Transmission Revolution Sensor
(Primary)
B47
Transmission Revolution Sensor
(Secondary)
B48
Transmission Revolution Sensor
(Turbine)
B63
Camshaft Timing Oil
Control Valve Assembly
(Bank 1 Intake Side)
Y
LG
W
BE
B
G
Y
BR
127 NIN+
128 NIN–
130 NOTB
129 NOTO
126 NTB
125 NTO
74 OC1–
75 OC1+
A58(A), B23(E)
ECM
E02
E1
ME01
E01
E04
EC
21
16
59
51
52
50
BR
W–B
BR
BR
W–B
W–B
BR
B1
B2
A2

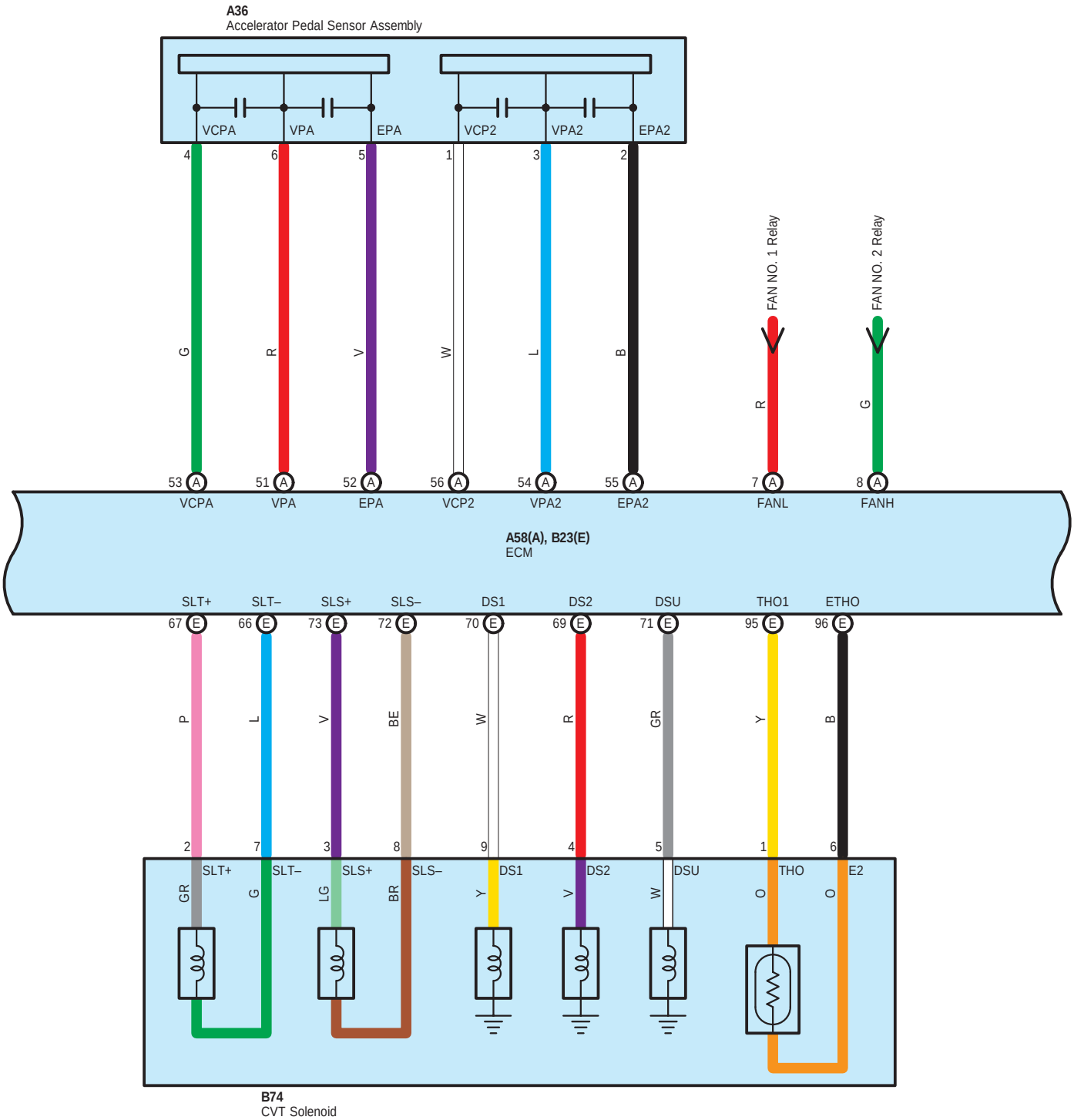
A36
Accelerator Pedal Sensor Assembly
VCPA
VPA
EPA
VCP2
VPA2
EPA2
4
6
5
1
3
2
G
R
V
W
L
B
FAN NO. 1 Relay
FAN NO. 2 Relay
R
G
53 A
51 A
52 A
56 A
54 A
55 A
7 A
8 A
VCPA
VPA
EPA
VCP2
VPA2
EPA2
FANL
FANH
A58(A), B23(E)
ECM
SLT+
SLT–
SLS+
SLS–
DS1
DS2
DSU
THO1
ETHO
67 E
66 E
73 E
72 E
70 E
69 E
71 E
95 E
96 E
P
L
V
BE
W
R
GR
Y
B
2
7
3
8
9
4
5
1
6
SLT+
SLT–
SLS+
SLS–
DS1
DS2
DSU
THO
E2
GR
G
LG
BR
Y
V
W
O
O
B74
CVT Solenoid

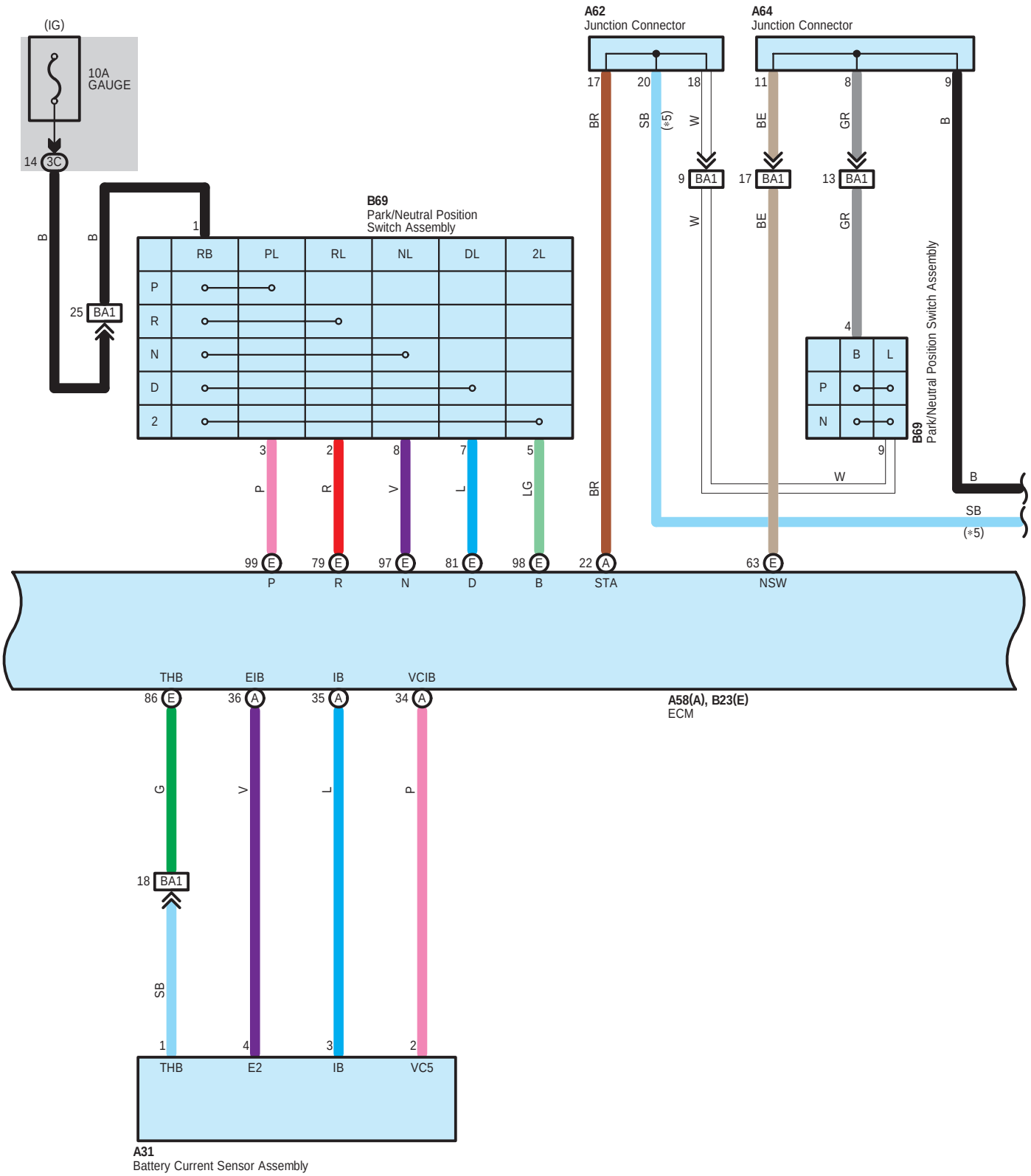
(IG)
10A
GAUGE
14 3C
B
B
25 BA1
B69
Park/Neutral Position
Switch Assembly
RB
PL
RL
NL
DL
2L
P
R
N
D
2
3
2
8
7
5
P
R
V
L
LG
99 E
79 E
97 E
81 E
98 E
P
R
N
D
B
A62
Junction Connector
17
20
18
BR
SB
(*5)
W
9 BA1
W
BR
22 A
STA
A64
Junction Connector
11
8
9
BE
GR
B
17 BA1
13 BA1
BE
GR
4
B
L
P
N
9
B69
Park/Neutral Position Switch Assembly
W
B
SB
(*5)
63 E
NSW
THB
EIB
IB
VCIB
86 E
36 A
35 A
34 A
A58(A), B23(E)
ECM
G
V
L
P
18 BA1
SB
1
4
3
2
THB
E2
IB
VC5
A31
Battery Current Sensor Assembly

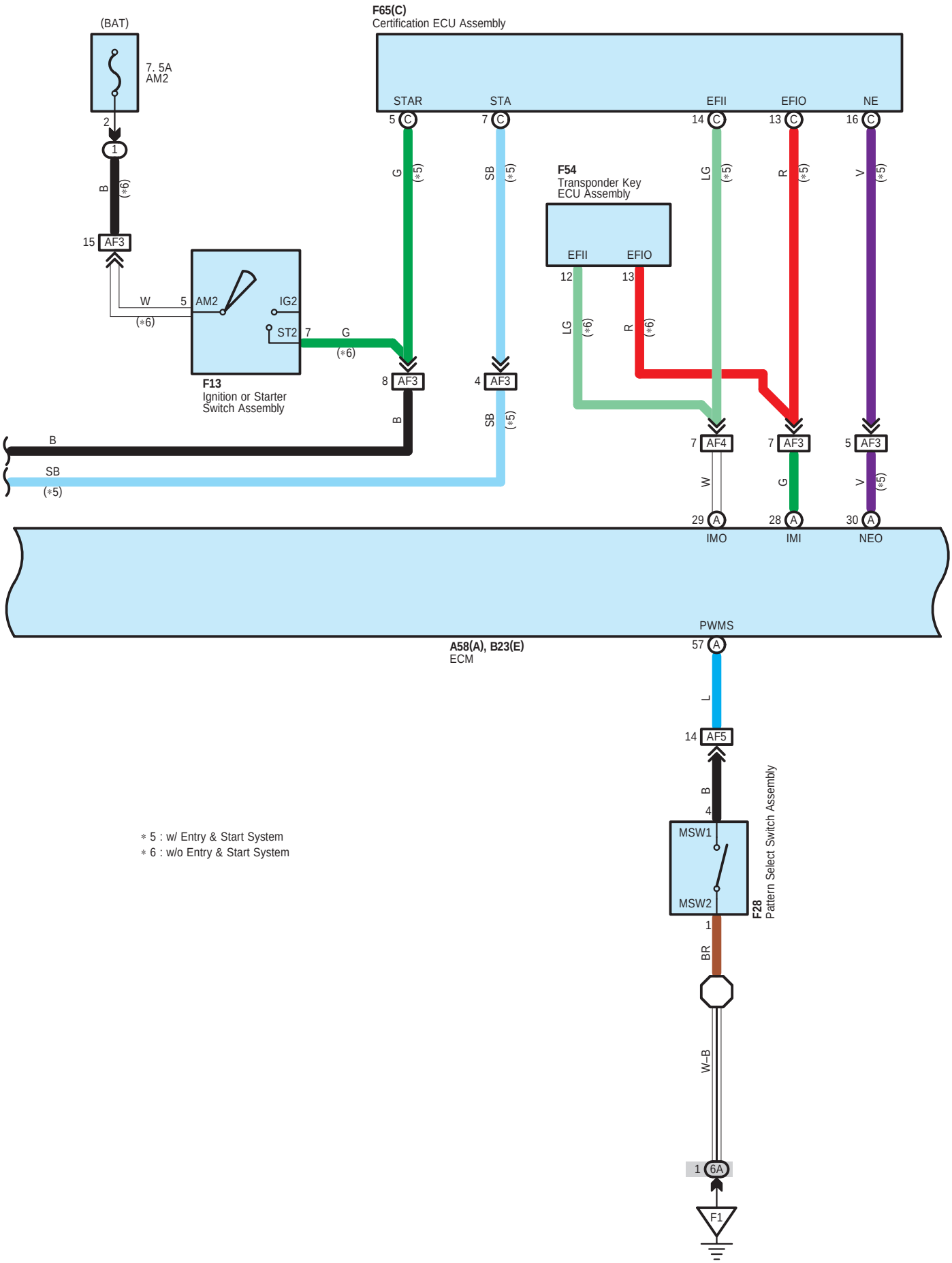
(BAT)
7. 5A
AM2
F65(C)
Certification ECU Assembly
STAR
STA
EFII
EFIO
NE
F54
Transponder Key
ECU Assembly
AM2
IG2
ST2
F13
Ignition or Starter
Switch Assembly
AF3
AF4
AF5
IMO
IMI
NEO
PWMS
A58(A), B23(E)
ECM
MSW1
MSW2
F28
Pattern Select Switch Assembly
6A
F1
∗ 5 : w/ Entry & Start System
∗ 6 : w/o Entry & Start System

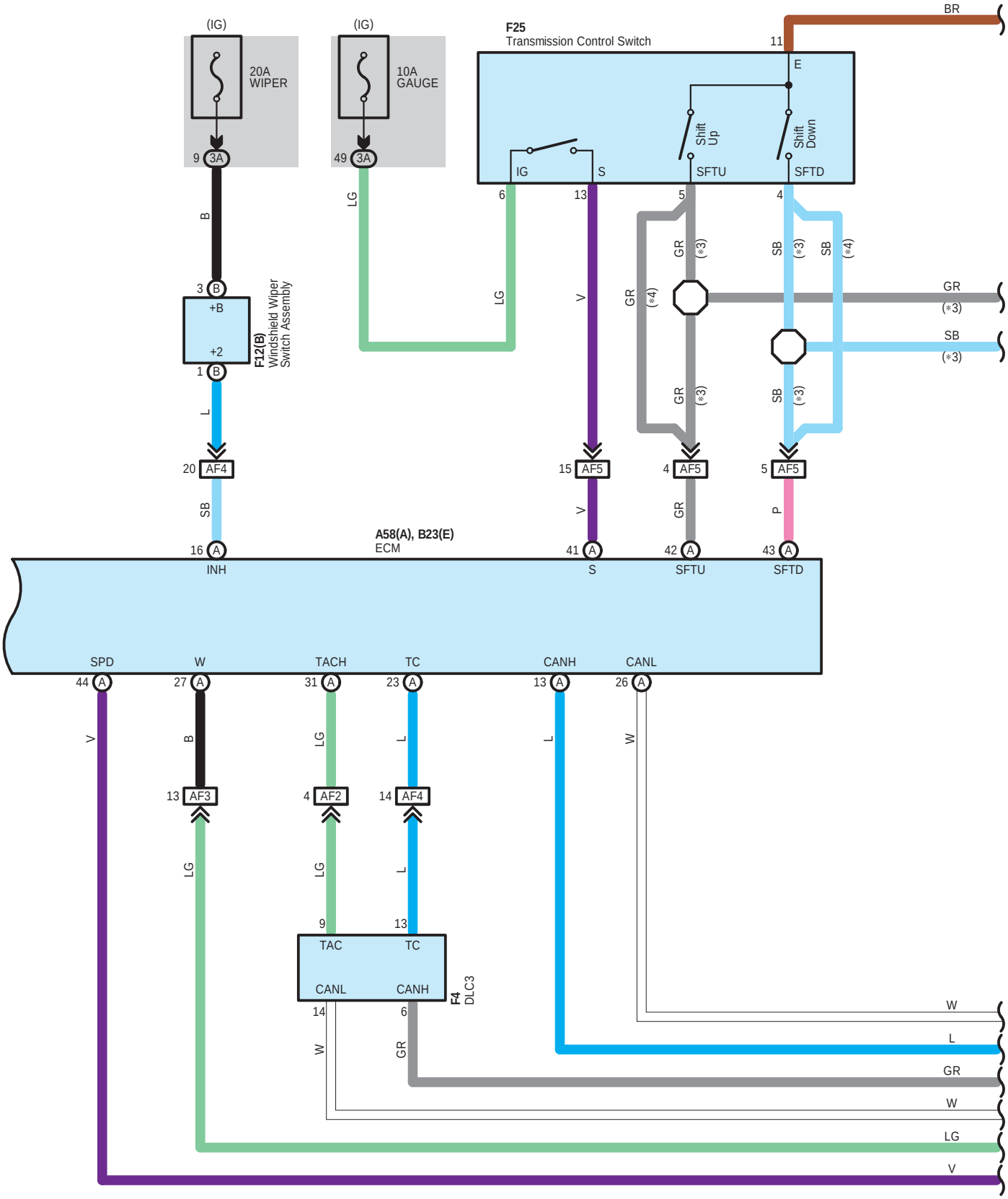
(IG)
20A
WIPER
9 3A
(IG)
10A
GAUGE
49 3A
F25
Transmission Control Switch
11
BR
E
Shift Up
Shift Down
IG
S
SFTU
SFTD
6
13
5
4
B
LG
LG
V
GR
(*4)
GR
(*3)
SB
(*3)
SB
(*4)
GR
(*3)
SB
(*3)
3 B
+B
+2
1 B
F12(B)
Windshield Wiper
Switch Assembly
L
20 AF4
SB
16 A
INH
15 AF5
V
41 A
S
4 AF5
GR
42 A
SFTU
5 AF5
P
43 A
SFTD
A58(A), B23(E)
ECM
SPD
W
TACH
TC
CANH
CANL
44 A
27 A
31 A
23 A
13 A
26 A
V
B
LG
L
L
W
13 AF3
4 AF2
14 AF4
LG
LG
L
9
13
TAC
TC
CANL
CANH
F4
DLC3
14
6
W
GR
W
L
GR
W
LG
V

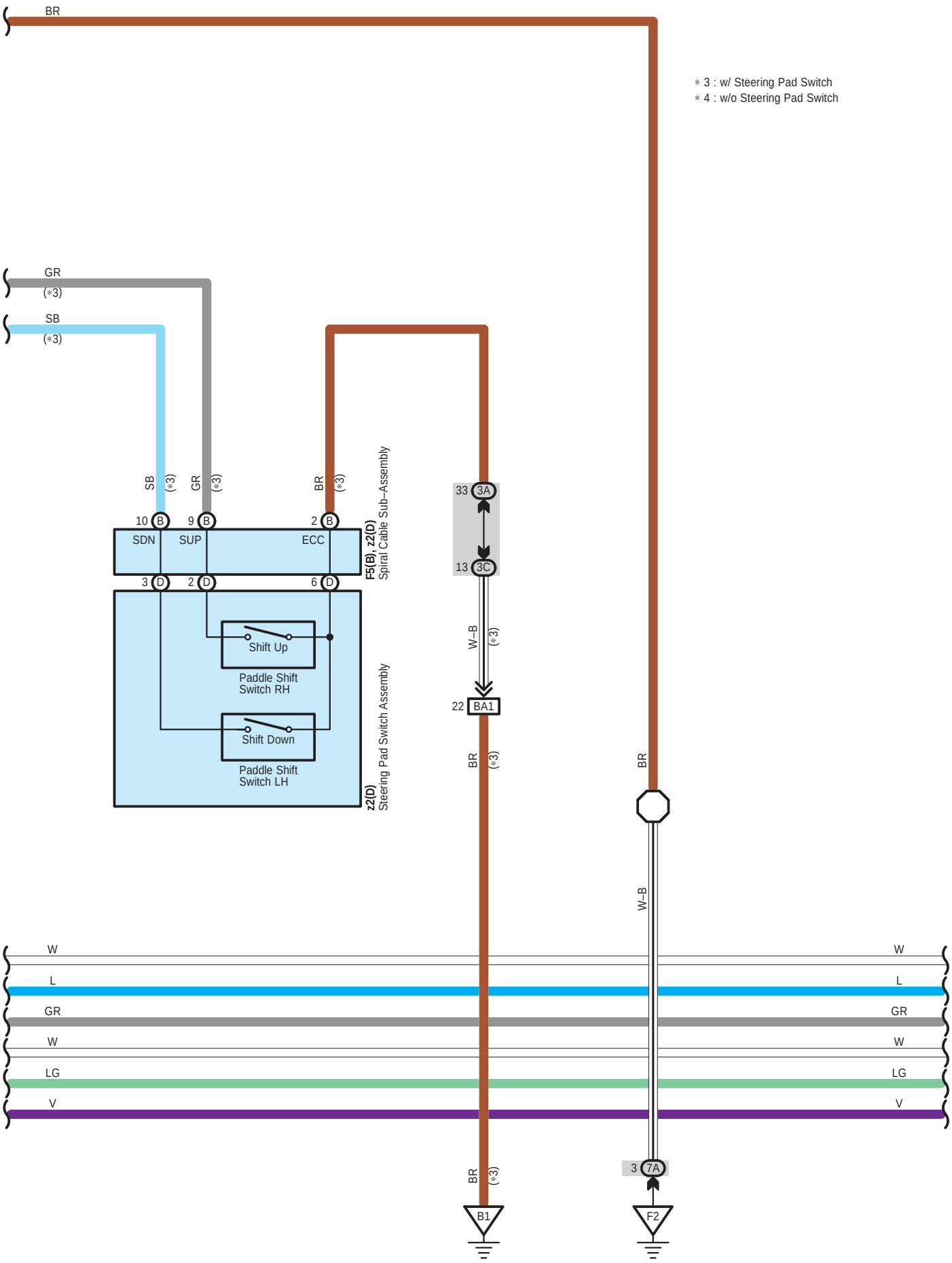
BR
∗ 3 : w/ Steering Pad Switch
∗ 4 : w/o Steering Pad Switch
GR
(∗3)
SB
(∗3)
SB
(∗3)
GR
(∗3)
BR
(∗3)
10 B
9 B
2 B
SDN
SUP
ECC
F5(B), z2(D)
Spiral Cable Sub–Assembly
3 D
2 D
6 D
Shift Up
Paddle Shift
Switch RH
Shift Down
Paddle Shift
Switch LH
z2(D)
Steering Pad Switch Assembly
33 3A
13 3C
W–B
(∗3)
22 BA1
BR
(∗3)
BR
W–B
W
L
GR
W
LG
V
W
L
GR
W
LG
V
BR
(∗3)
B1
3 7A
F2

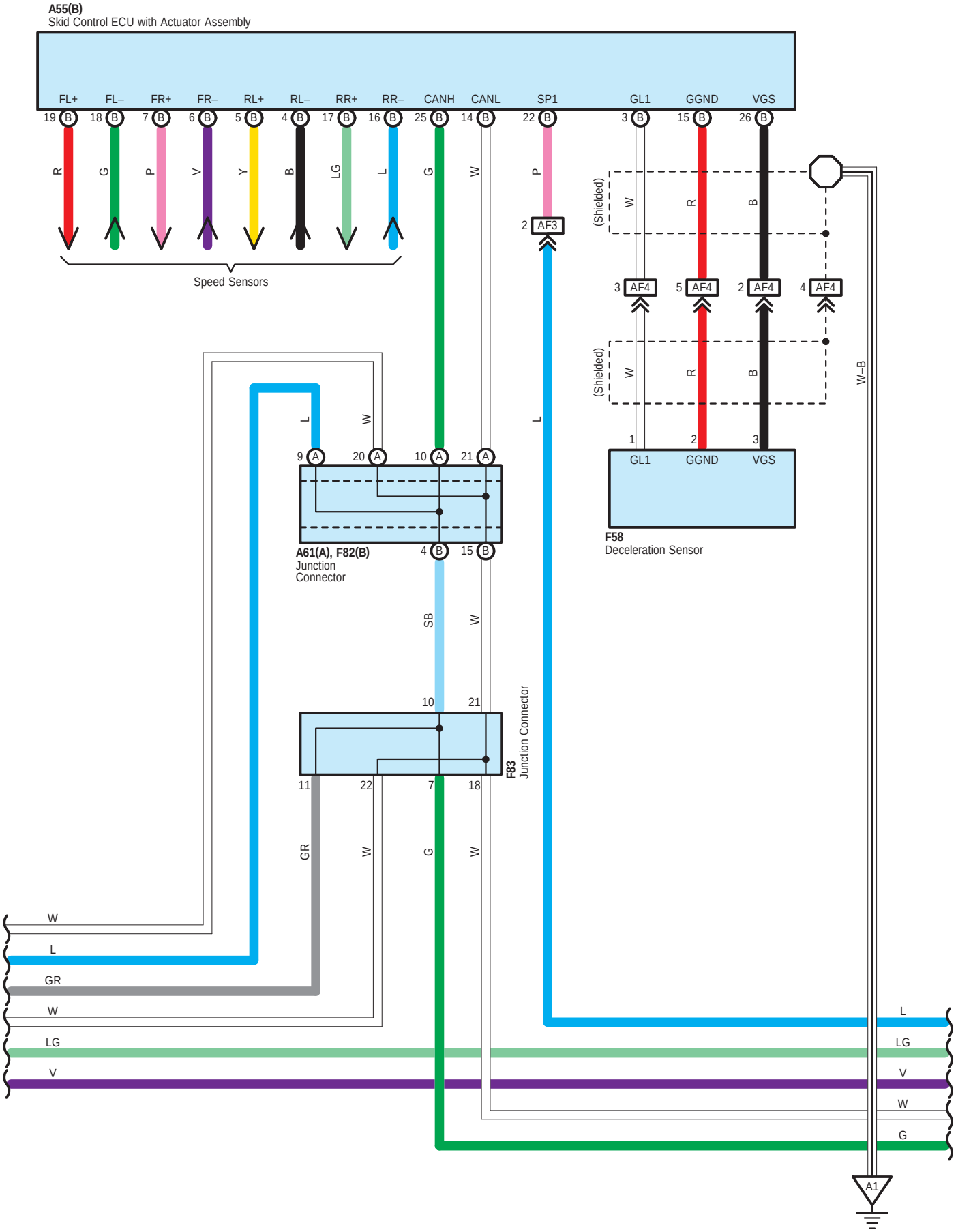
A55(B)
Skid Control ECU with Actuator Assembly
FL+
FL–
FR+
FR–
RL+
RL–
RR+
RR–
CANH
CANL
SP1
GL1
GGND
VGS
Speed Sensors
(Shielded)
AF3
AF4
W–B
A61(A), F82(B)
Junction Connector
F58
Deceleration Sensor
F83
Junction Connector
A1

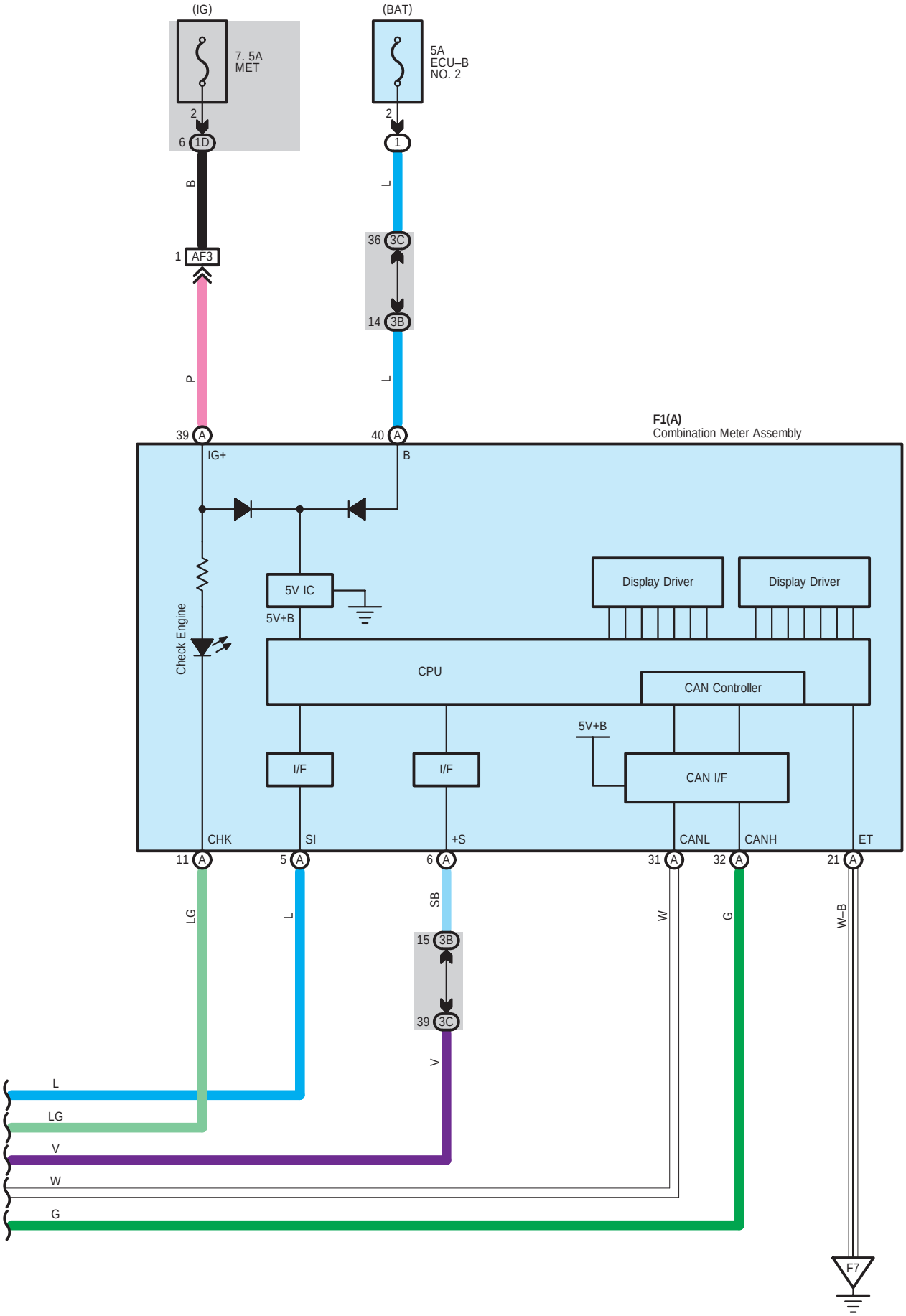
(IG)
7. 5A
MET
2
6 1D
B
1 AF3
P
39 A
IG+
(BAT)
5A
ECU–B
NO. 2
2
1
L
36 3C
14 3B
L
40 A
B
F1(A)
Combination Meter Assembly
Check Engine
5V IC
5V+B
Display Driver
Display Driver
CPU
CAN Controller
5V+B
I/F
I/F
CAN I/F
CHK
SI
+S
CANL
CANH
ET
11 A
5 A
6 A
31 A
32 A
21 A
LG
L
SB
W
G
W–B
15 3B
39 3C
V
L
LG
V
W
G
F7

A 31
Black

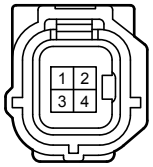

A 36
Black



A 37
Green

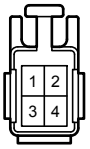

A 55
Black

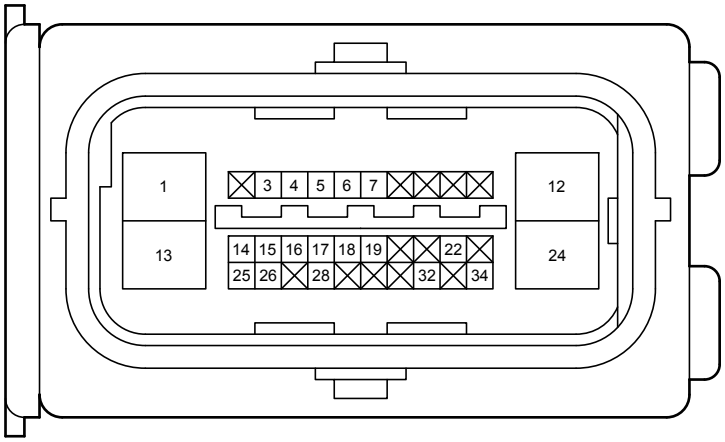

A 58
Black

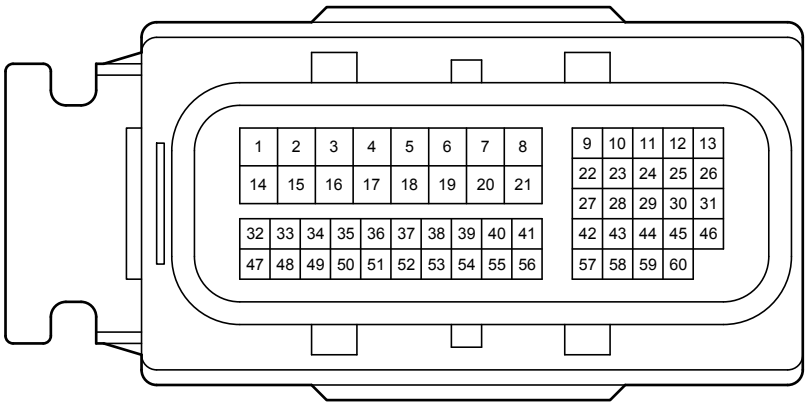

A 60
Black

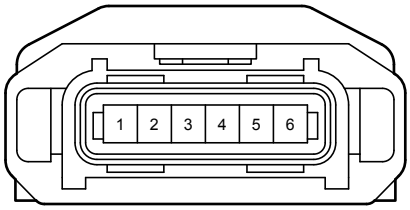

A 61
Blue

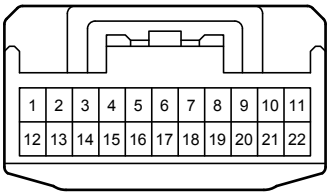

A 62
White

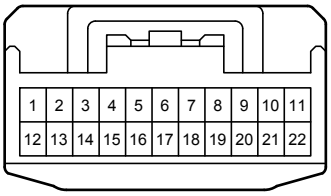

A 64
White

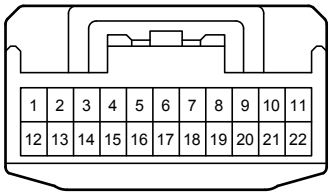

A 66
White

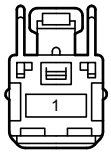

B 4
Black

B 5
Black

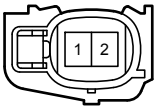

B 7
Gray

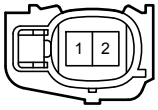

B 9
Black

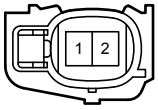

B 11
Gray

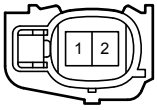

B 13
Black

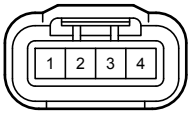

B 15
Gray

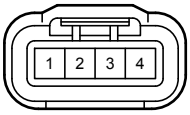

B 17
Black

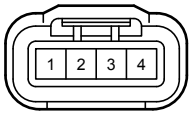

B 19
Gray

B 23
Black

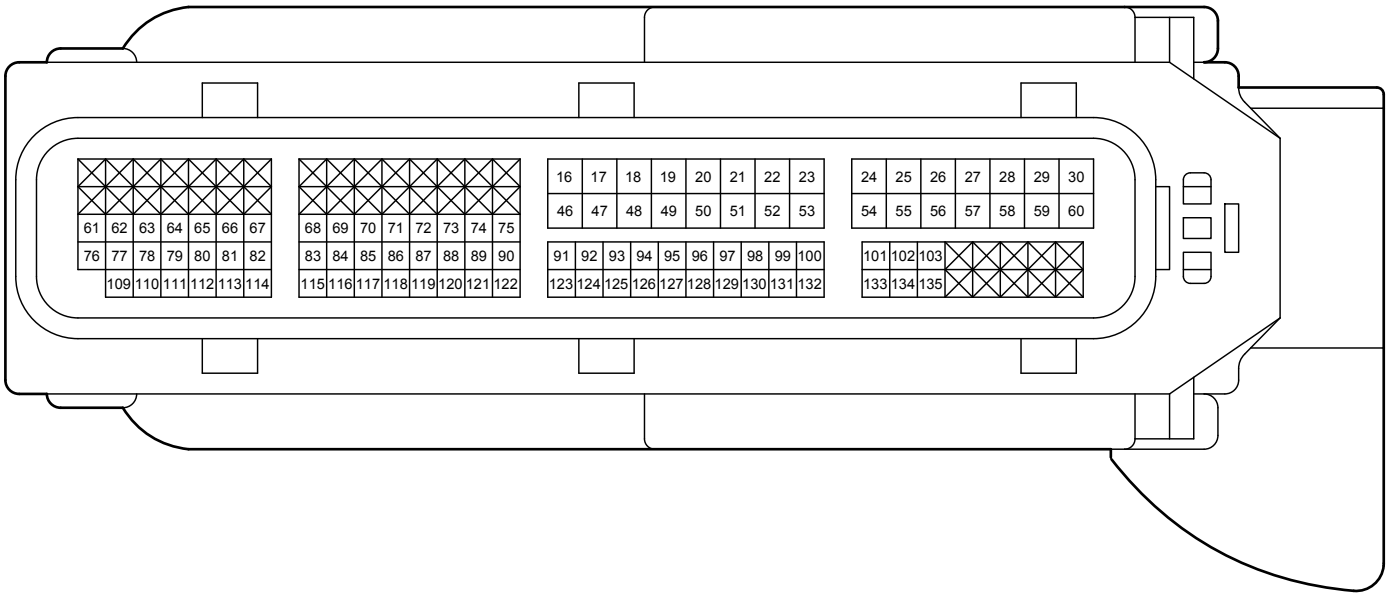

B 25
Black

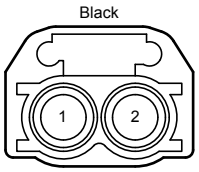

B 29
Black

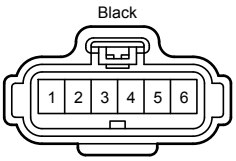

B 30
Black

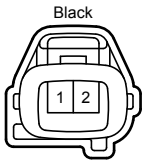

B 33
Black

B 39
Gray

B 45
Black



B 46
Black

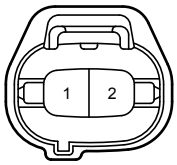

B 47
Black

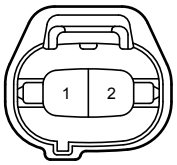

B 48
Black

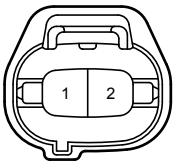

B 52
Gray

B 56
Black

B 61
Blue

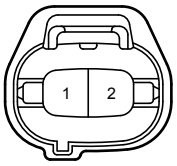

B 63
Black

B 69
Gray

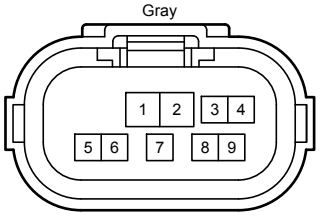

B 72
Black



B 74
Gray

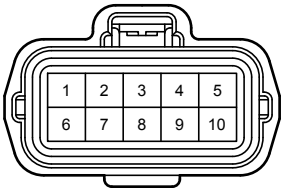

F 1
Black

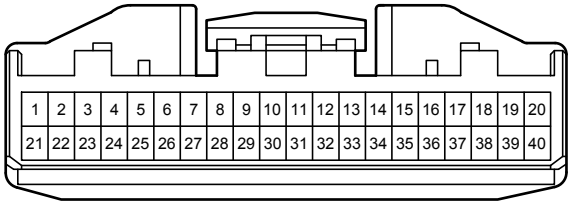

F 4
White

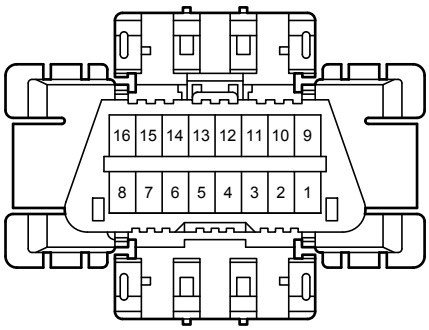

F 5
Black



F 12
White

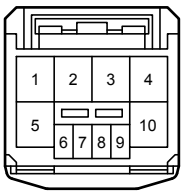

F 13
White

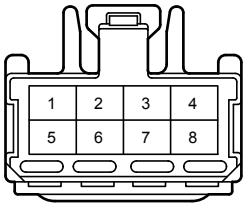

F 25
White

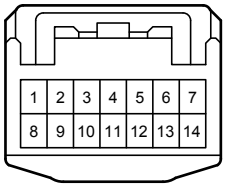

F 28
White

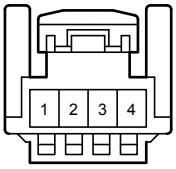

F 54
Black

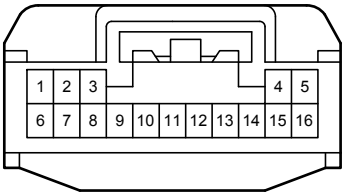

F 58
Black



F 65
White

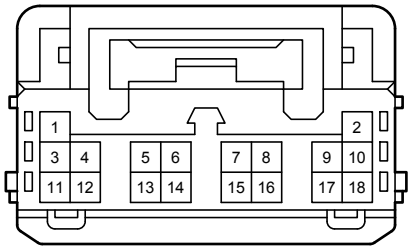

F 80
Gray

F 82
Blue

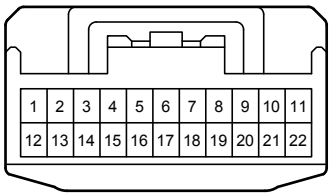

F 83
Gray

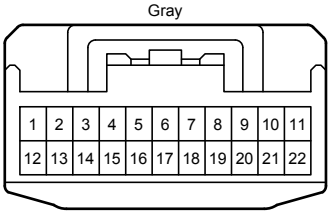

K 17
White

R 1
Black

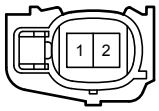

z 2
White

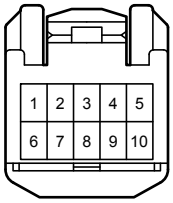

1D
White

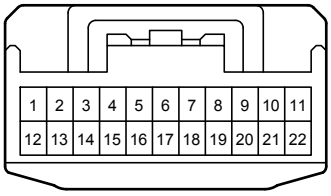

1E
White

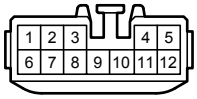

3A
White

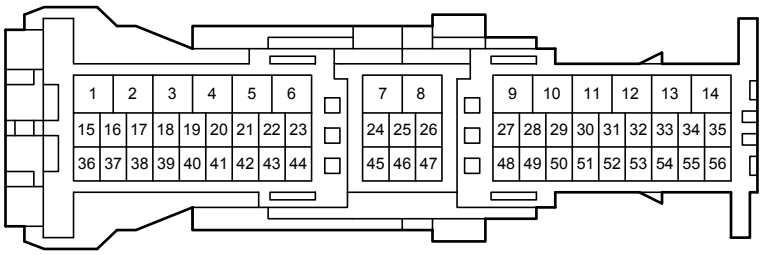

3B
White

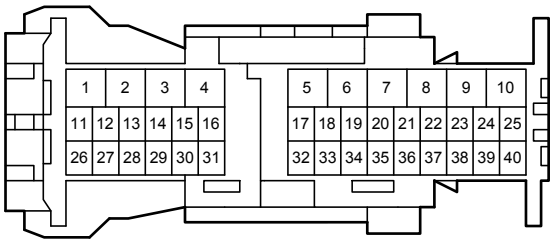

3C
White

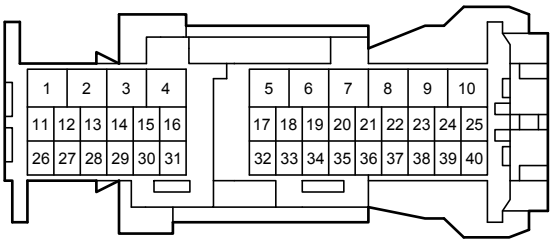

3F
White

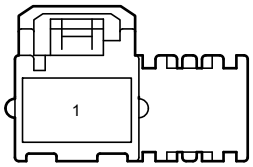

6A
White

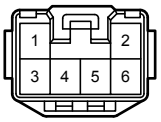

7A
White

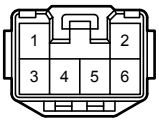

AF2
White

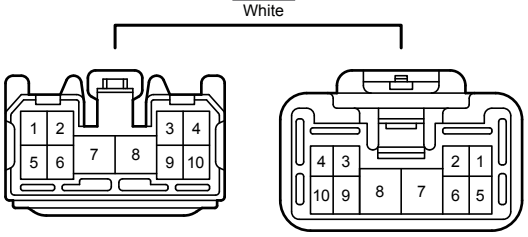

AF3
Black

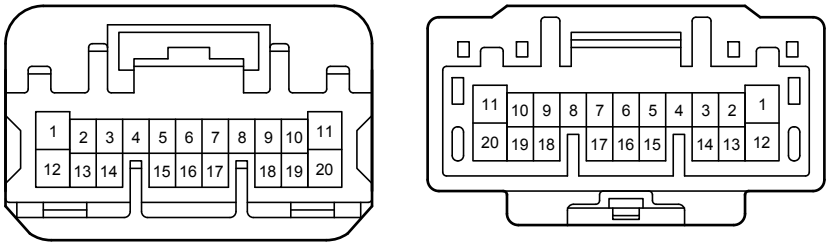

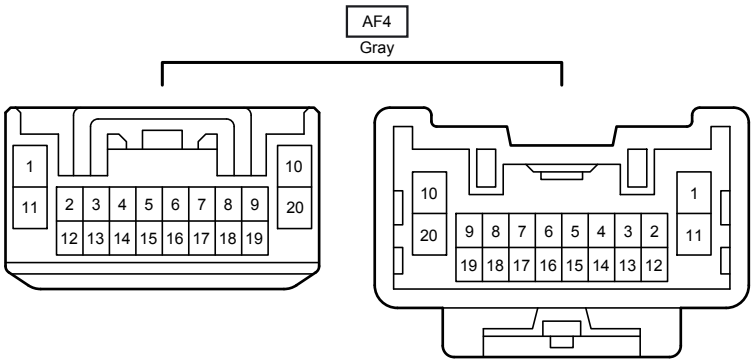
AF4
Gray
1 2 3 4 5 6 7 8 9 10
11 12 13 14 15 16 17 18 19 20
10 9 8 7 6 5 4 3 2 1
20 19 18 17 16 15 14 13 12 11

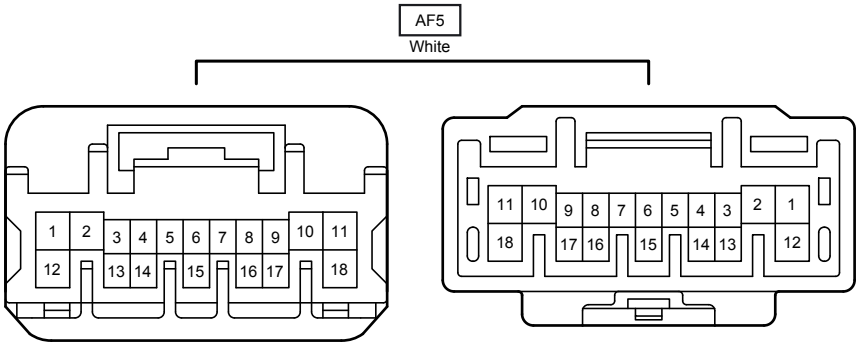
AF5
White
1 2 3 4 5 6 7 8 9 10 11
12 13 14 15 16 17 18
11 10 9 8 7 6 5 4 3 2 1
18 17 16 15 14 13 12

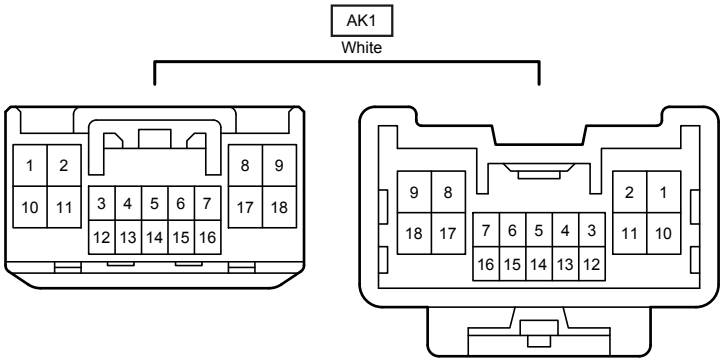
AK1
White
1 2 8 9
10 11 3 4 5 6 7 17 18
12 13 14 15 16
9 8 2 1
18 17 7 6 5 4 3 11 10
16 15 14 13 12

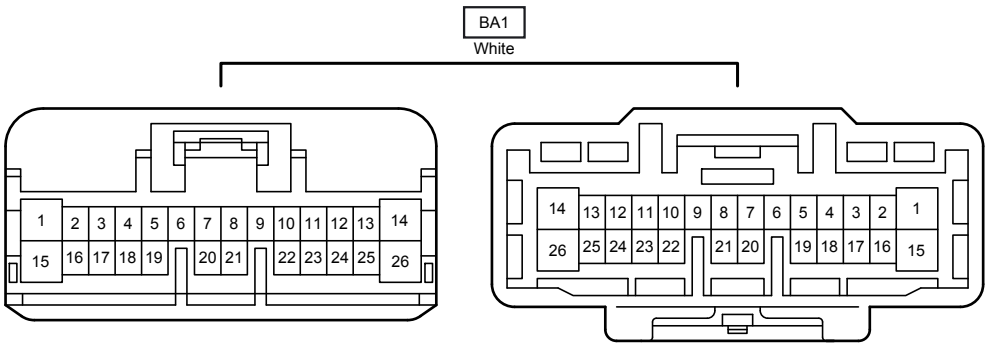
BA1
White
1 2 3 4 5 6 7 8 9 10 11 12 13 14
15 16 17 18 19 20 21 22 23 24 25 26
14 13 12 11 10 9 8 7 6 5 4 3 2 1
26 25 24 23 22 21 20 19 18 17 16 15

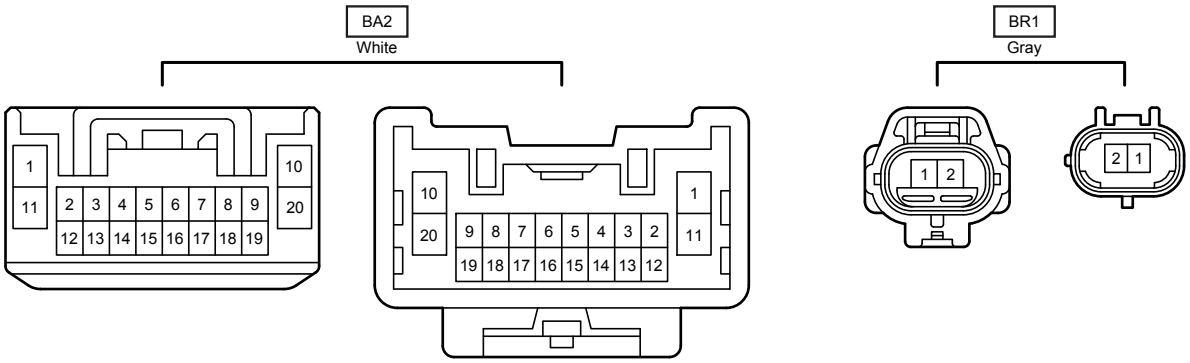
BA2
White
1
10
11
2 3 4 5 6 7 8 9
20
12 13 14 15 16 17 18 19
10
1
20
9 8 7 6 5 4 3 2
11
19 18 17 16 15 14 13 12
BR1
Gray
1 2
2 1