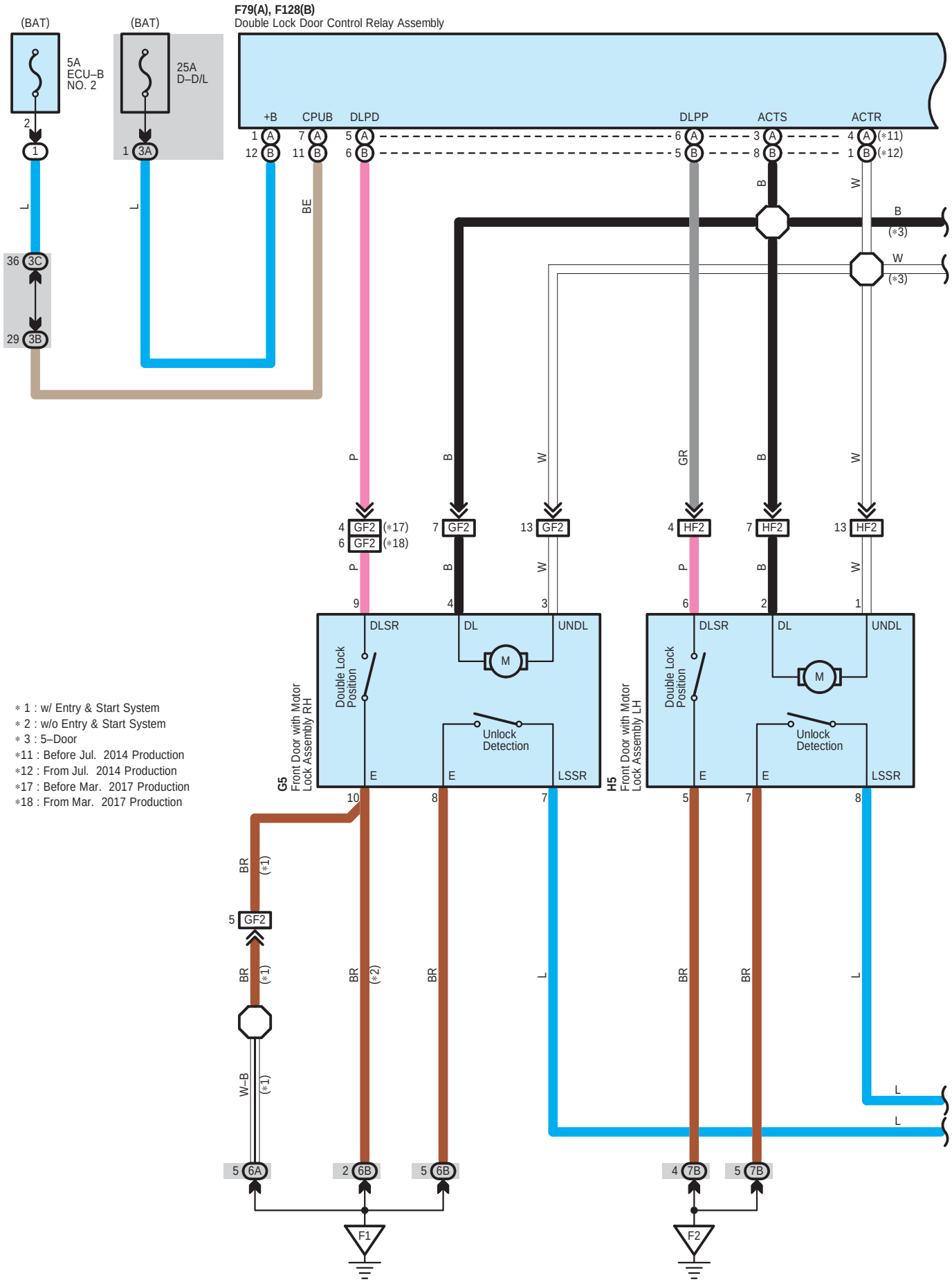

* 1 : w/ Entry & Start System
* 2 : w/o Entry & Start System
* 3 : 5–Door
*11 : Before Jul. 2014 Production
*12 : From Jul. 2014 Production
*17 : Before Mar. 2017 Production
*18 : From Mar. 2017 Production

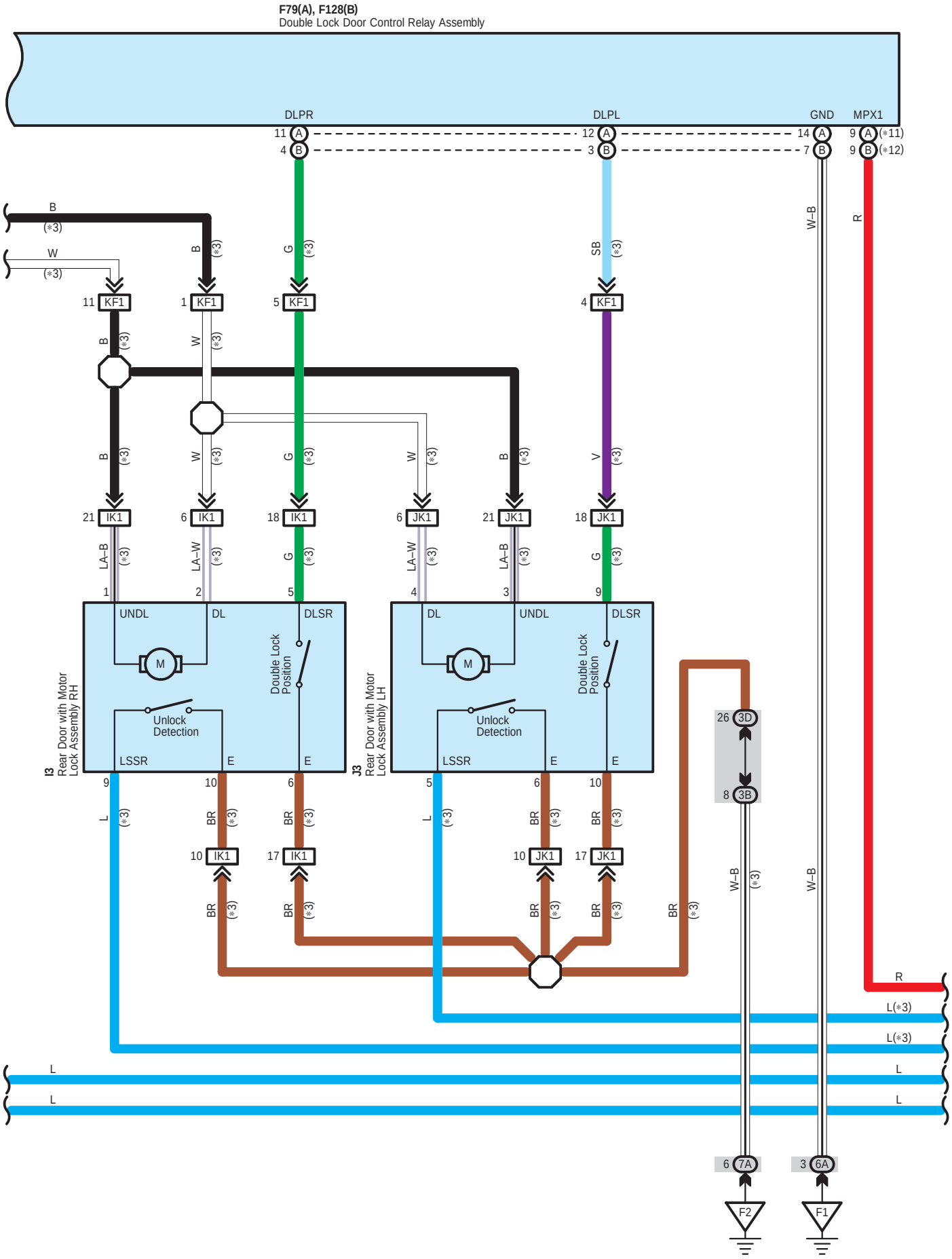
F79(A), F128(B)
Double Lock Door Control Relay Assembly
DLPR
DLPL
GND
MPX1
11 A
4 B
12 A
3 B
14 A
7 B
9 A (*11)
9 B (*12)
B (*3)
W (*3)
B (*3)
G (*3)
SB (*3)
W–B
R
11 KF1
1 KF1
5 KF1
4 KF1
B (*3)
W (*3)
B (*3)
W (*3)
G (*3)
W (*3)
B (*3)
V (*3)
21 IK1
6 IK1
18 IK1
6 JK1
21 JK1
18 JK1
LA–B (*3)
LA–W (*3)
G (*3)
LA–W (*3)
LA–B (*3)
G (*3)
1
2
5
4
3
9
UNDL
DL
DLSR
M
Double Lock Position
Unlock Detection
LSSR
E
E
I3
Rear Door with Motor Lock Assembly RH
J3
Rear Door with Motor Lock Assembly LH
9
10
6
5
6
10
L (*3)
BR (*3)
BR (*3)
L (*3)
BR (*3)
BR (*3)
10 IK1
17 IK1
10 JK1
17 JK1
BR (*3)
BR (*3)
BR (*3)
BR (*3)
BR (*3)
26 3D
8 3B
W–B (*3)
W–B
R
L(*3)
L(*3)
L
L
L
L
6 7A
3 6A
F2
F1

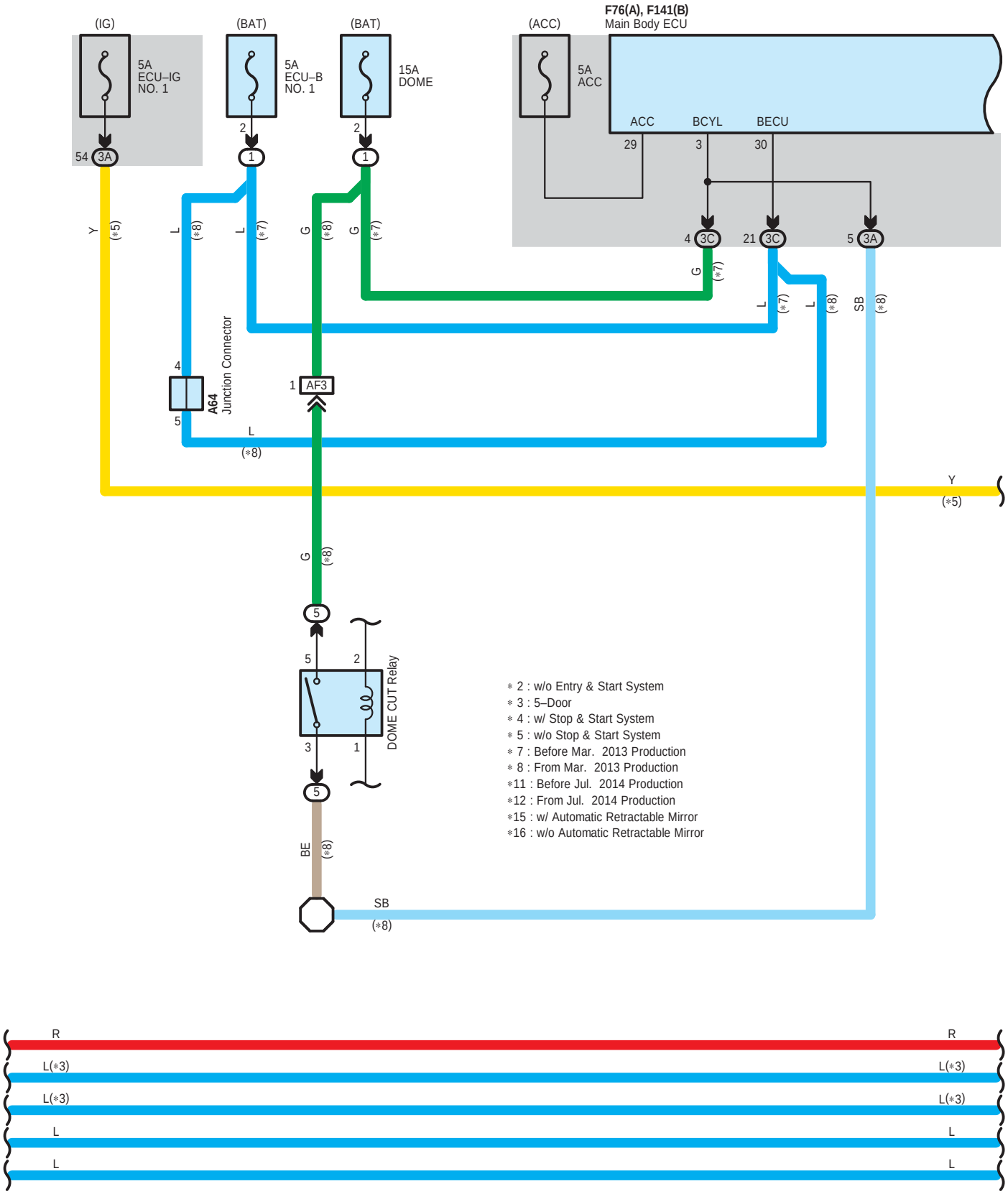
(IG)
5A
ECU–IG
NO. 1
54 3A
(BAT)
5A
ECU–B
NO. 1
2
1
(BAT)
15A
DOME
2
1
(ACC)
5A
ACC
F76(A), F141(B)
Main Body ECU
ACC
BCYL
BECU
29
3
30
4 3C
21 3C
5 3A
Y (*5)
L (*8)
L (*7)
G (*8)
G (*7)
G (*7)
L (*7)
L (*8)
SB (*8)
4
5
A64
Junction Connector
1 AF3
L
(*8)
Y
(*5)
G (*8)
5
5
2
3
1
DOME CUT Relay
5
BE (*8)
SB
(*8)
* 2 : w/o Entry & Start System
* 3 : 5–Door
* 4 : w/ Stop & Start System
* 5 : w/o Stop & Start System
* 7 : Before Mar. 2013 Production
* 8 : From Mar. 2013 Production
*11 : Before Jul. 2014 Production
*12 : From Jul. 2014 Production
*15 : w/ Automatic Retractable Mirror
*16 : w/o Automatic Retractable Mirror
R
L(*3)
L(*3)
L
L
R
L(*3)
L(*3)
L
L

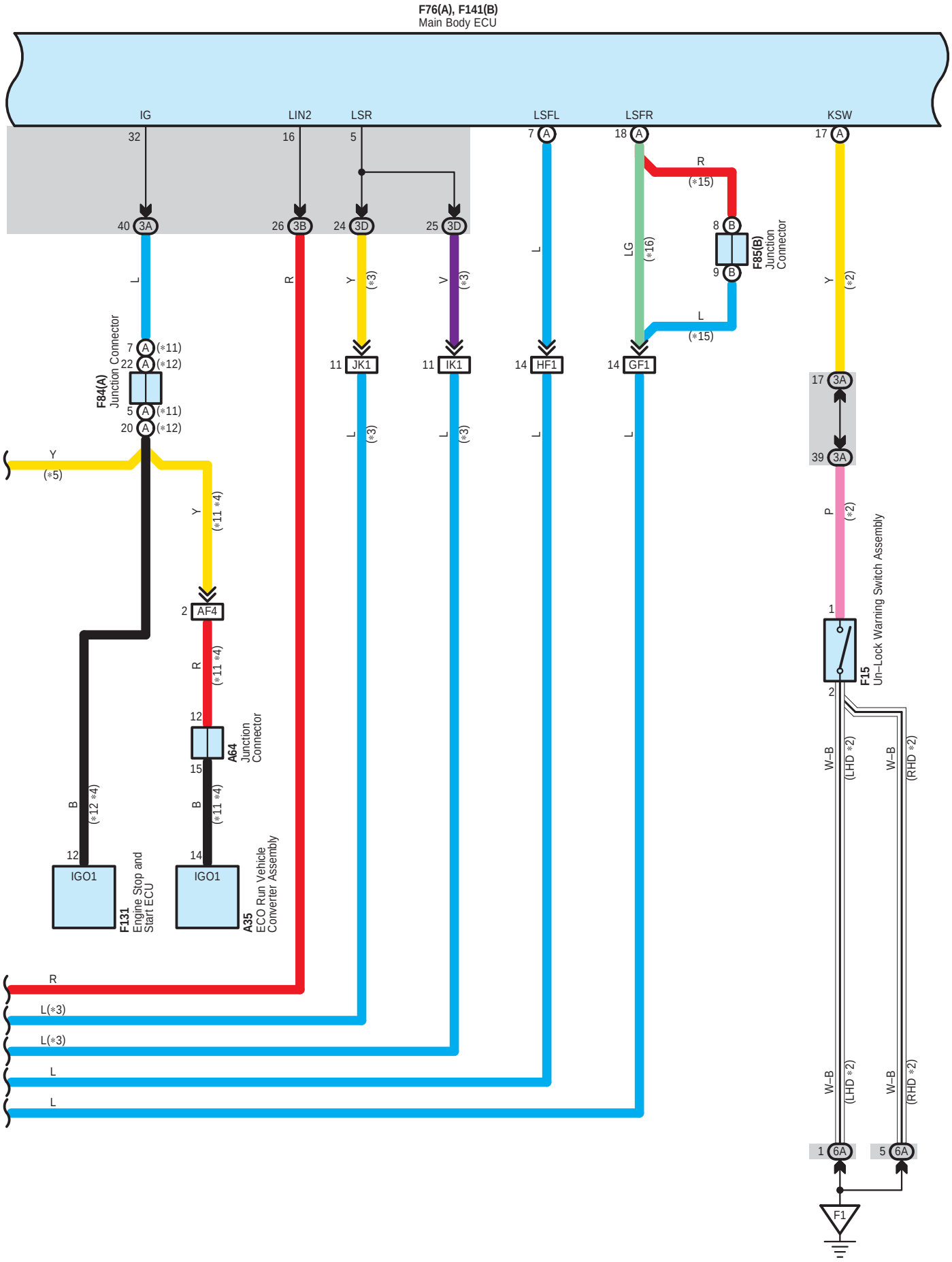
F76(A), F141(B)
Main Body ECU
IG
LIN2
LSR
LSFL
LSFR
KSW
32
16
5
7 A
18 A
17 A
40 3A
26 3B
24 3D
25 3D
R
(*15)
8 B
9 B
F85(B)
Junction
Connector
L
R
Y
(*3)
V
(*3)
L
LG
(*16)
L
(*15)
Y
(*2)
F84(A)
Junction Connector
7 A (*11)
22 A (*12)
5 A (*11)
20 A (*12)
11 JK1
11 IK1
14 HF1
14 GF1
L
(*3)
L
(*3)
L
L
17 3A
39 3A
Y
(*5)
Y
(*11 *4)
P
(*2)
2 AF4
R
(*11 *4)
12
15
A64
Junction
Connector
B
(*12 *4)
B
(*11 *4)
12
IGO1
F131
Engine Stop and
Start ECU
14
IGO1
A35
ECO Run Vehicle
Converter Assembly
1
2
F15
Un–Lock Warning Switch Assembly
W–B
(LHD *2)
W–B
(RHD *2)
W–B
(LHD *2)
W–B
(RHD *2)
1 6A
5 6A
F1
R
L(*3)
L(*3)
L
L

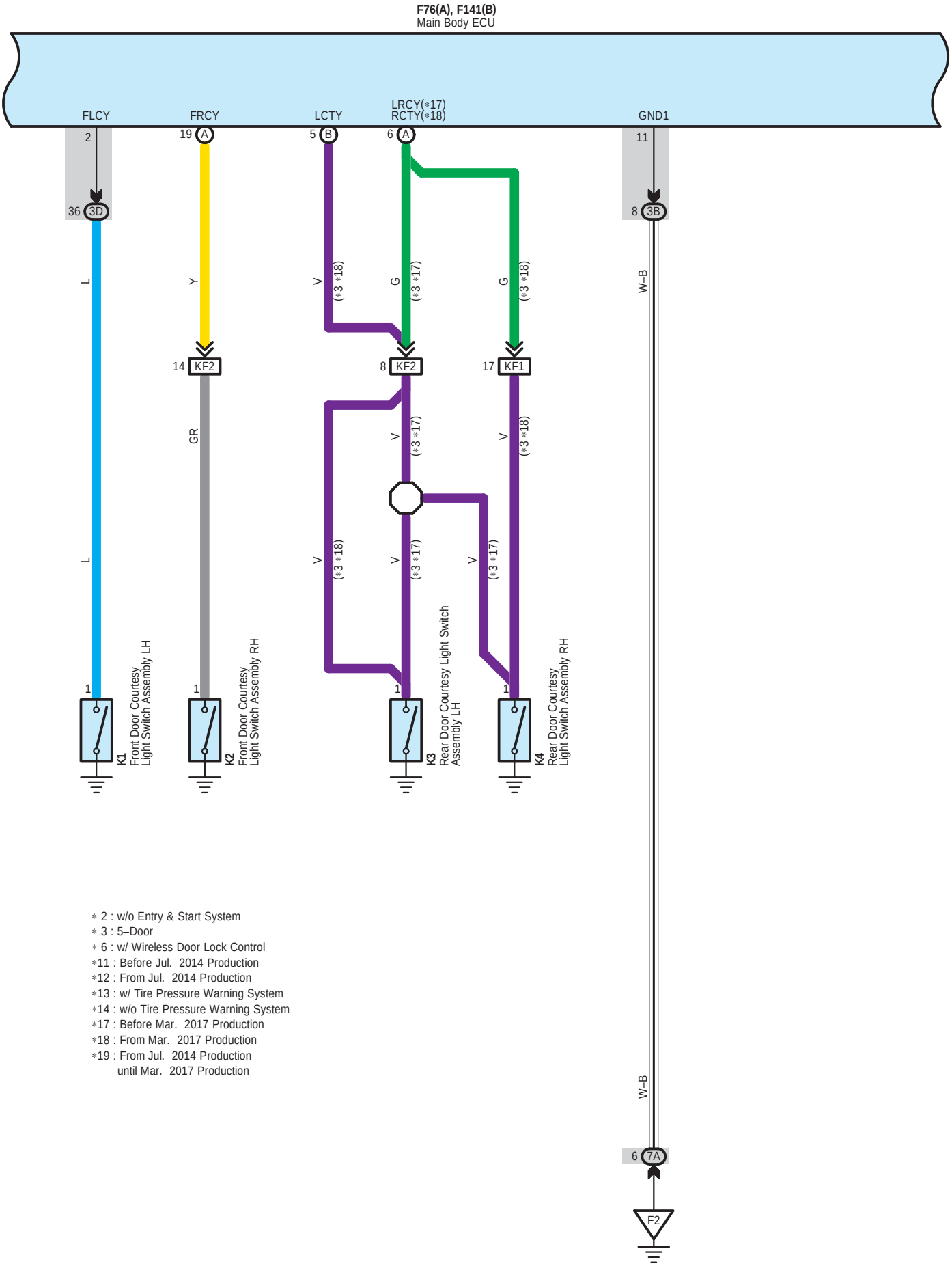

* 2 : w/o Entry & Start System
* 3 : 5–Door
* 6 : w/ Wireless Door Lock Control
*11 : Before Jul. 2014 Production
*12 : From Jul. 2014 Production
*13 : w/ Tire Pressure Warning System
*14 : w/o Tire Pressure Warning System
*17 : Before Mar. 2017 Production
*18 : From Mar. 2017 Production
*19 : From Jul. 2014 Production
until Mar. 2017 Production

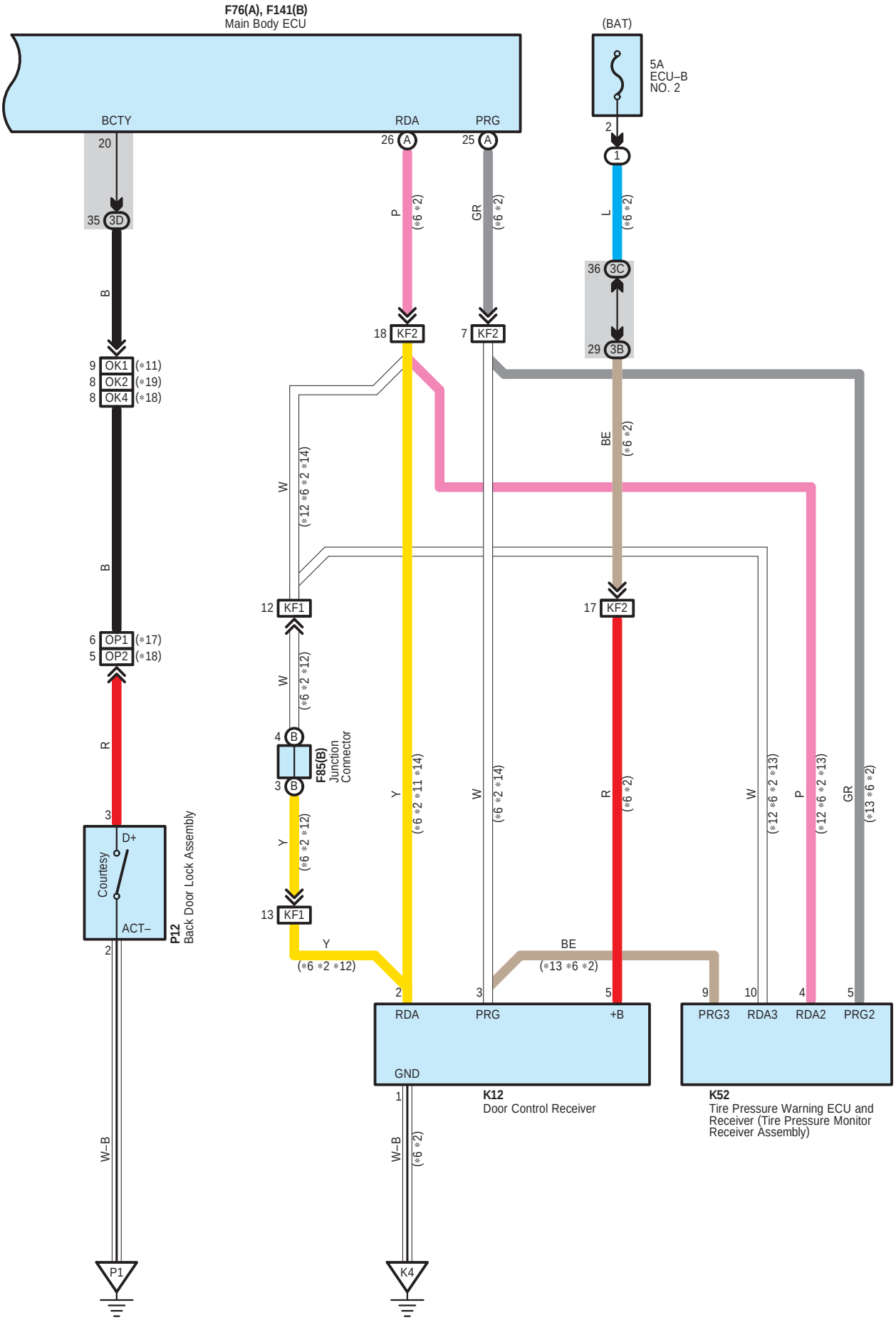
F76(A), F141(B)
Main Body ECU
(BAT)
5A
ECU–B
NO. 2
BCTY
RDA
PRG
20
35 3D
26 A
25 A
2
1
P
(*6 *2)
GR
(*6 *2)
L
(*6 *2)
36 3C
29 3B
B
18 KF2
7 KF2
9 OK1 (*11)
8 OK2 (*19)
8 OK4 (*18)
W
(*12 *6 *2 *14)
BE
(*6 *2)
B
12 KF1
17 KF2
6 OP1 (*17)
5 OP2 (*18)
W
(*6 *2 *12)
4 B
3 B
F85(B)
Junction
Connector
R
Y
(*6 *2 *11 *14)
W
(*6 *2 *14)
R
(*6 *2)
W
(*12 *6 *2 *13)
P
(*12 *6 *2 *13)
GR
(*13 *6 *2)
3
D+
Courtesy
ACT–
P12
Back Door Lock Assembly
Y
(*6 *2 *12)
13 KF1
Y
(*6 *2 *12)
BE
(*13 *6 *2)
2
2
3
5
9
10
4
5
RDA
PRG
+B
PRG3
RDA3
RDA2
PRG2
GND
1
K12
Door Control Receiver
K52
Tire Pressure Warning ECU and
Receiver (Tire Pressure Monitor
Receiver Assembly)
W–B
W–B
(*6 *2)
P1
K4

A 35
Black

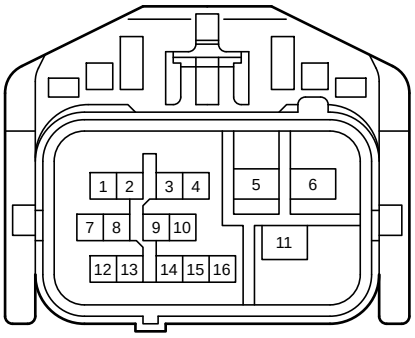

A 64
White

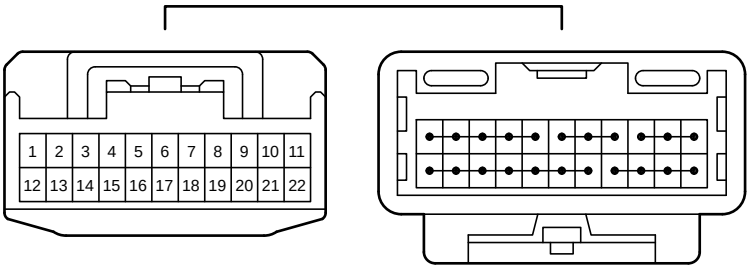

F 15
White

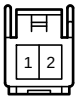

F 76
White

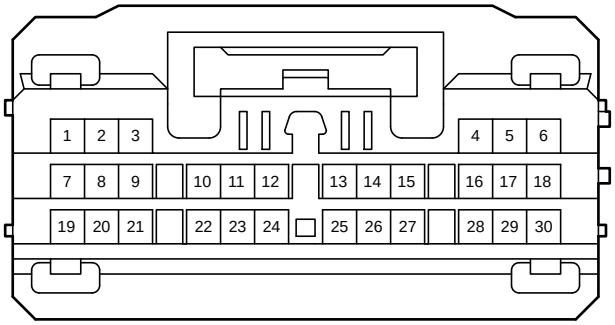

F 79
White

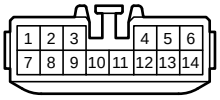

F 84
Black

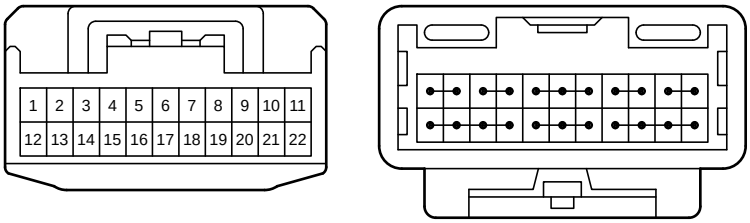

F 85
Black

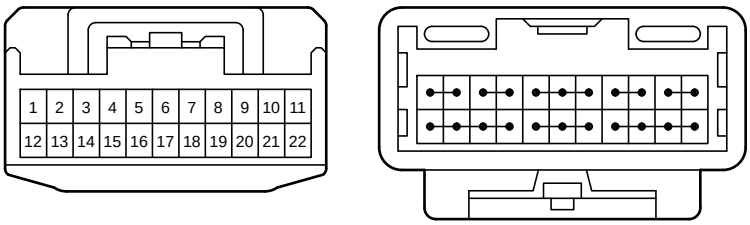

F128
White

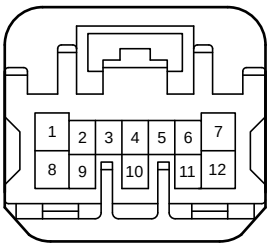

F131
Black

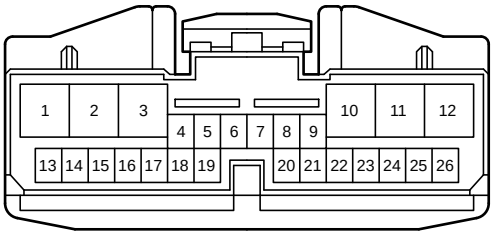

F141
White

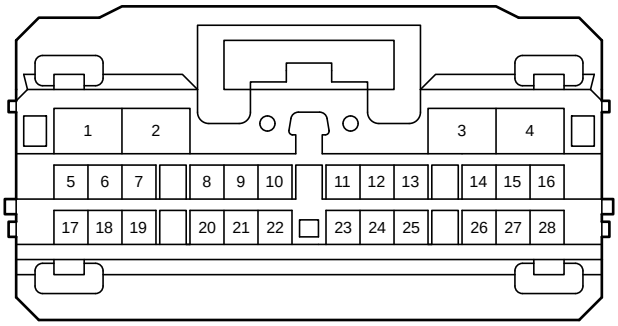

G 5
White

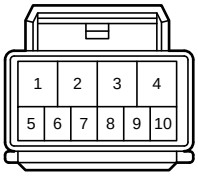

H 5
White

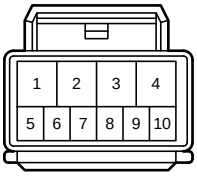

I 3
White

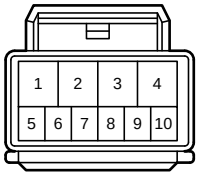

J 3
White

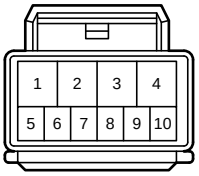

K 1
White

K 2
White

K 3
White

K 4
White

K 12
White

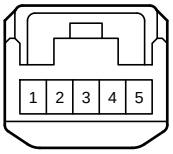

K 52
Black



P 12
Black

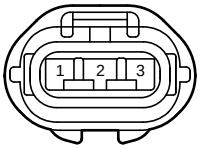

3A
White

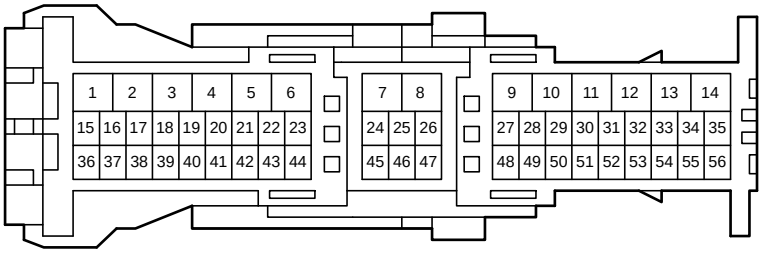

3B
White

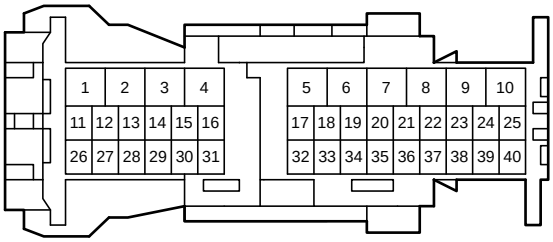

3C
White

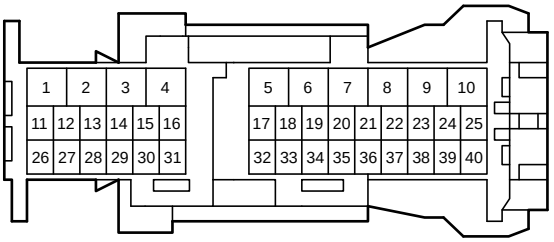

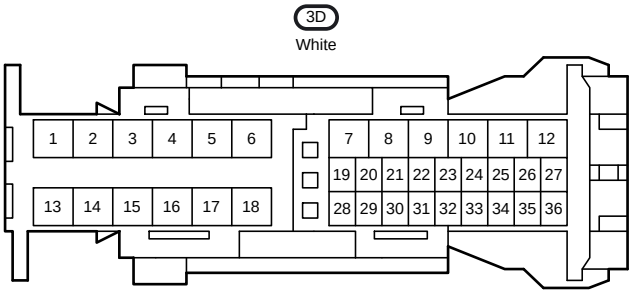
3D
White
1 2 3 4 5 6
7 8 9 10 11 12
19 20 21 22 23 24 25 26 27
13 14 15 16 17 18
28 29 30 31 32 33 34 35 36

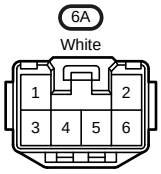
6A
White
1 2
3 4 5 6

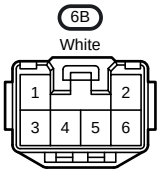
6B
White
1 2
3 4 5 6

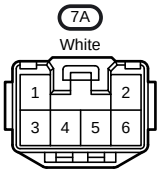
7A
White
1 2
3 4 5 6

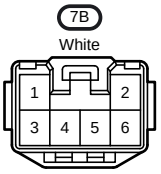
7B
White
1 2
3 4 5 6

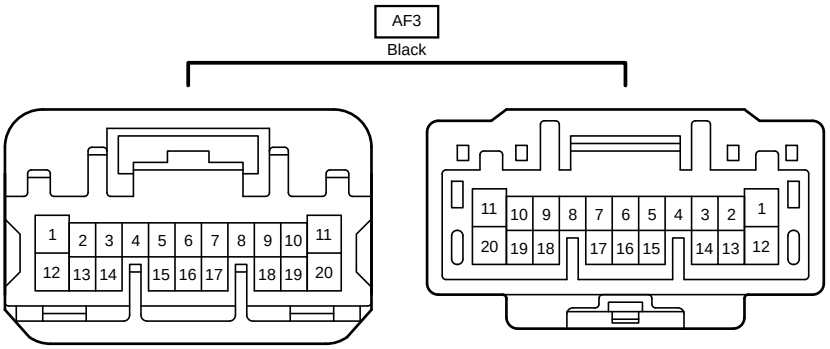
AF3
Black
1 2 3 4 5 6 7 8 9 10 11
12 13 14 15 16 17 18 19 20
11 10 9 8 7 6 5 4 3 2 1
20 19 18 17 16 15 14 13 12

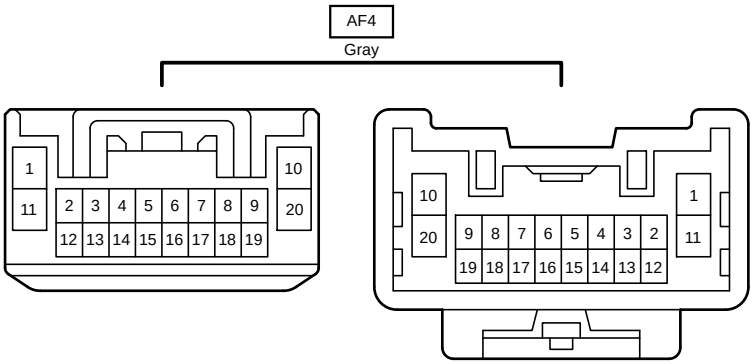
AF4
Gray
1 10
11 20
2 3 4 5 6 7 8 9
12 13 14 15 16 17 18 19
10 1
20 11
9 8 7 6 5 4 3 2
19 18 17 16 15 14 13 12

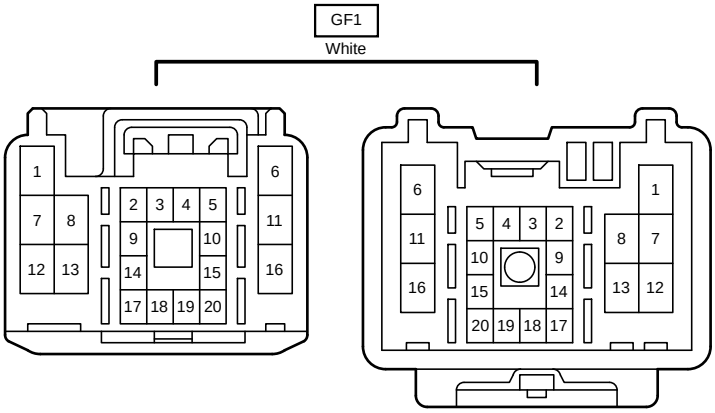
GF1
White
1 6
7 8 11
12 13 16
2 3 4 5
9 10
14 15
17 18 19 20
6 1
11 8 7
16 13 12
5 4 3 2
10 9
15 14
20 19 18 17

GF2
White

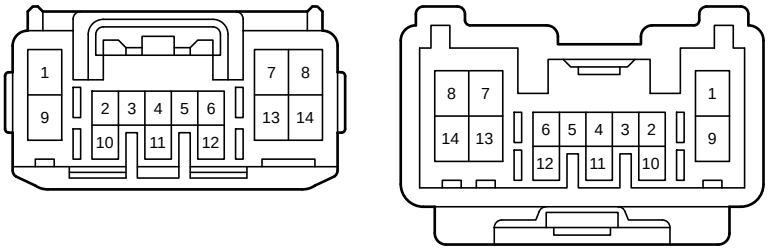

HF1
White

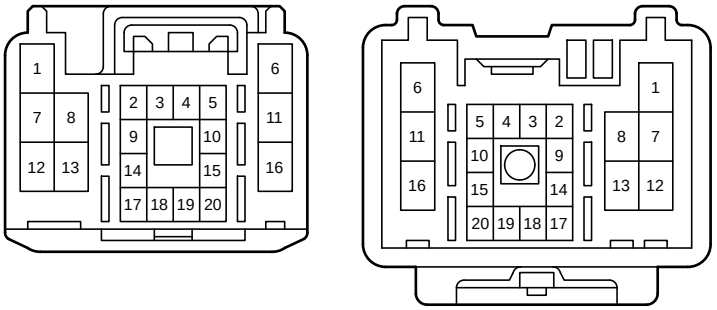

HF2
White

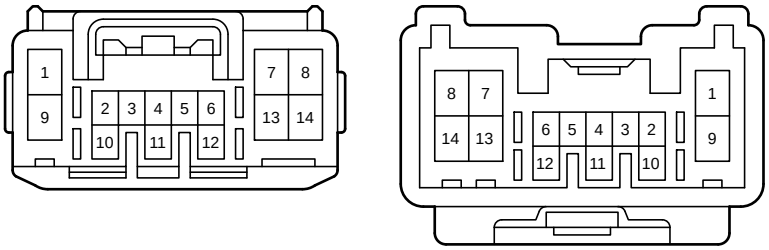

IK1
White

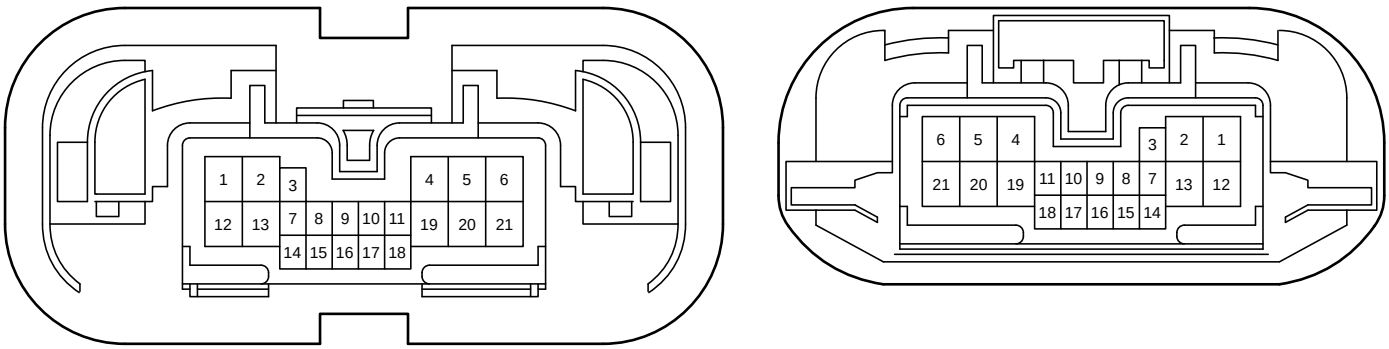

JK1
White

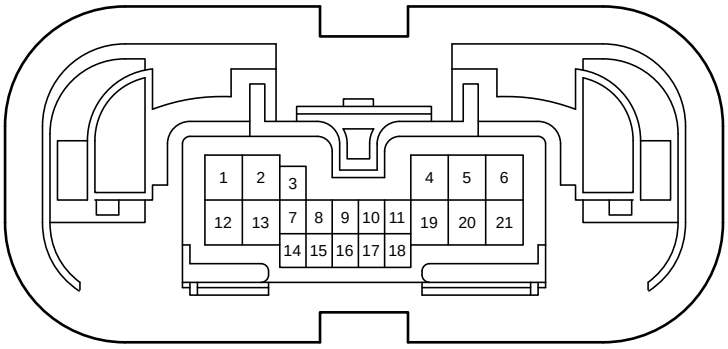

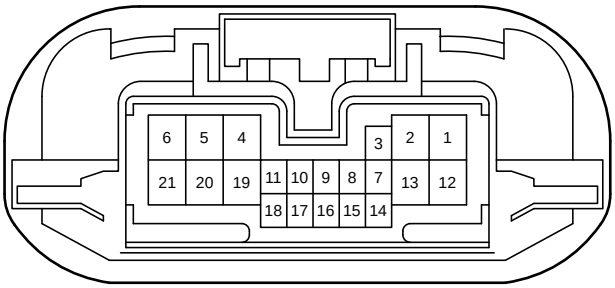

KF1
White

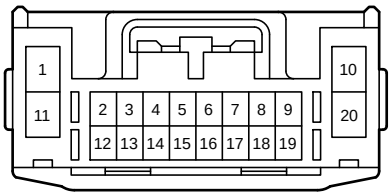

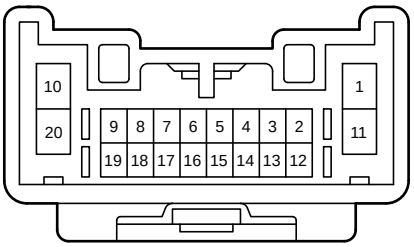

KF2
White

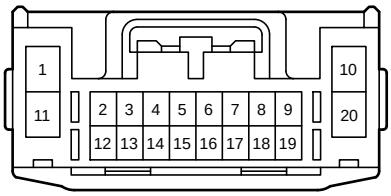

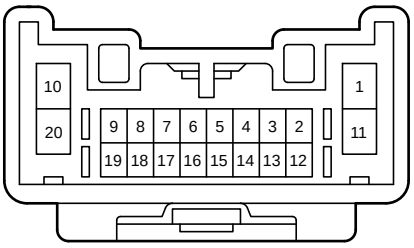

OK1
White

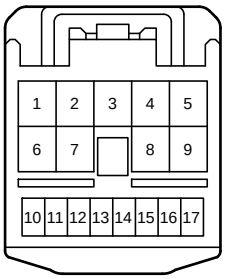

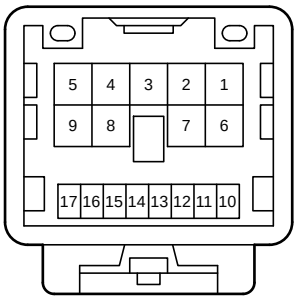

OK2
White

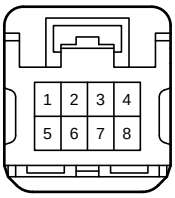

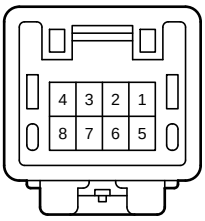

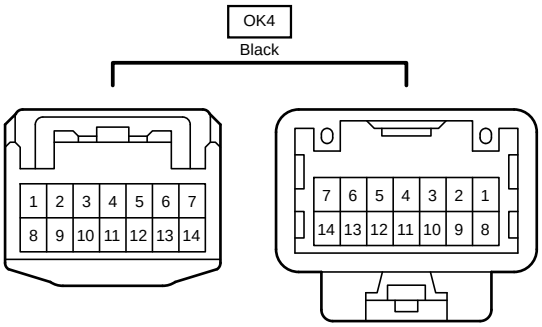
OK4
Black
1 2 3 4 5 6 7
8 9 10 11 12 13 14
7 6 5 4 3 2 1
14 13 12 11 10 9 8

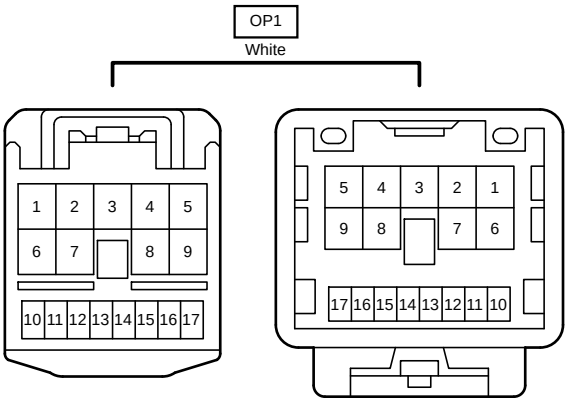
OP1
White
1 2 3 4 5
6 7 8 9
10 11 12 13 14 15 16 17
5 4 3 2 1
9 8 7 6
17 16 15 14 13 12 11 10

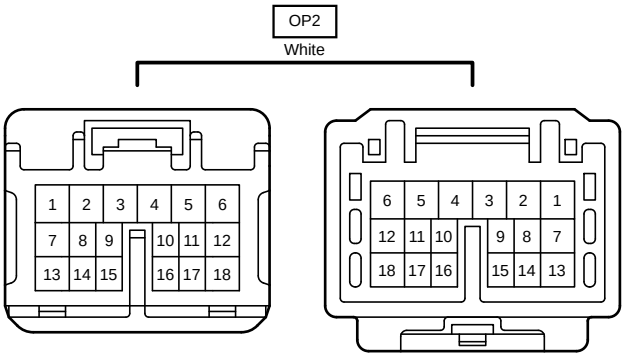
OP2
White
1 2 3 4 5 6
7 8 9 10 11 12
13 14 15 16 17 18
6 5 4 3 2 1
12 11 10 9 8 7
18 17 16 15 14 13