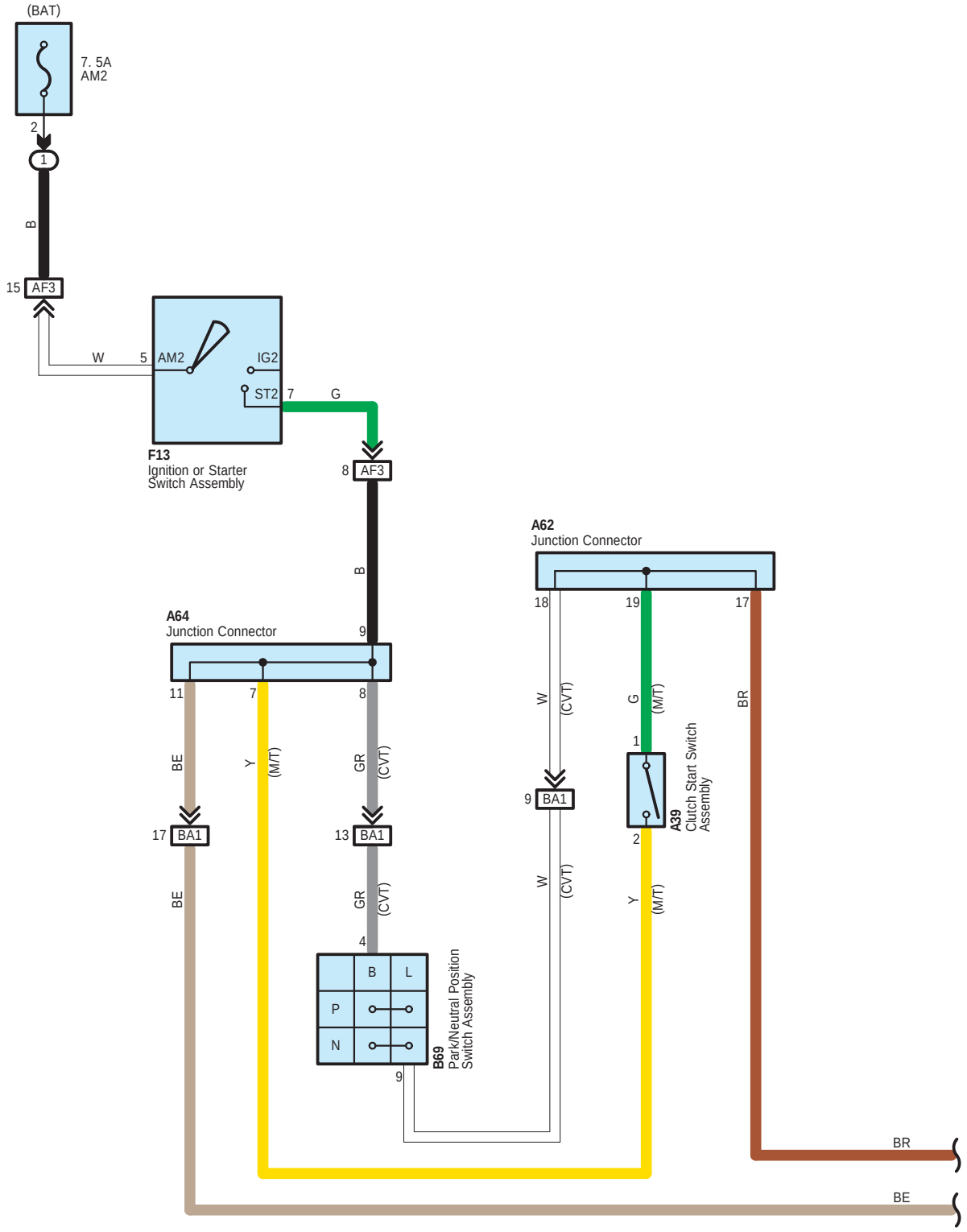
(BAT)
7. 5A
AM2
2
1
B
15
AF3
W
5
AM2
IG2
ST2
7
G
F13
Ignition or Starter
Switch Assembly
8
AF3
B
A62
Junction Connector
18
19
17
A64
Junction Connector
9
11
7
8
W
(CVT)
G
(M/T)
BR
1
BE
Y
(M/T)
GR
(CVT)
9
BA1
A39
Clutch Start Switch
Assembly
17
BA1
13
BA1
2
W
(CVT)
Y
(M/T)
BE
GR
(CVT)
4
B
L
P
N
B69
Park/Neutral Position
Switch Assembly
9
BR
BE

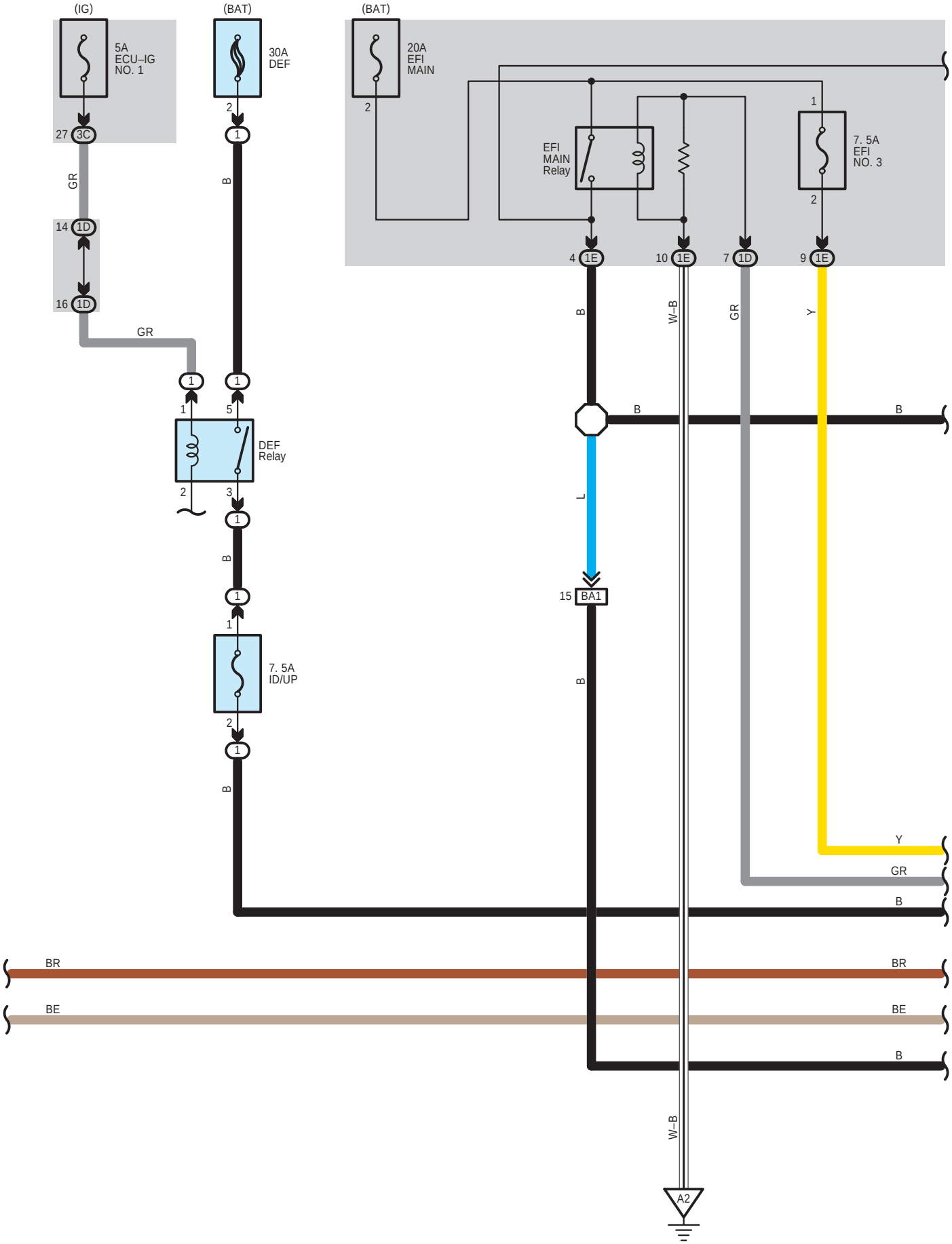
(IG)
5A
ECU–IG
NO. 1
27 3C
GR
14 1D
16 1D
GR
(BAT)
30A
DEF
2
1
B
1
1
5
DEF
Relay
2
3
1
B
1
1
7. 5A
ID/UP
2
1
B
(BAT)
20A
EFI
MAIN
2
EFI
MAIN
Relay
1
7. 5A
EFI
NO. 3
2
4 1E
10 1E
7 1D
9 1E
B
W–B
GR
Y
B
B
L
15 BA1
B
Y
GR
B
BR
BR
BE
BE
B
W–B
A2

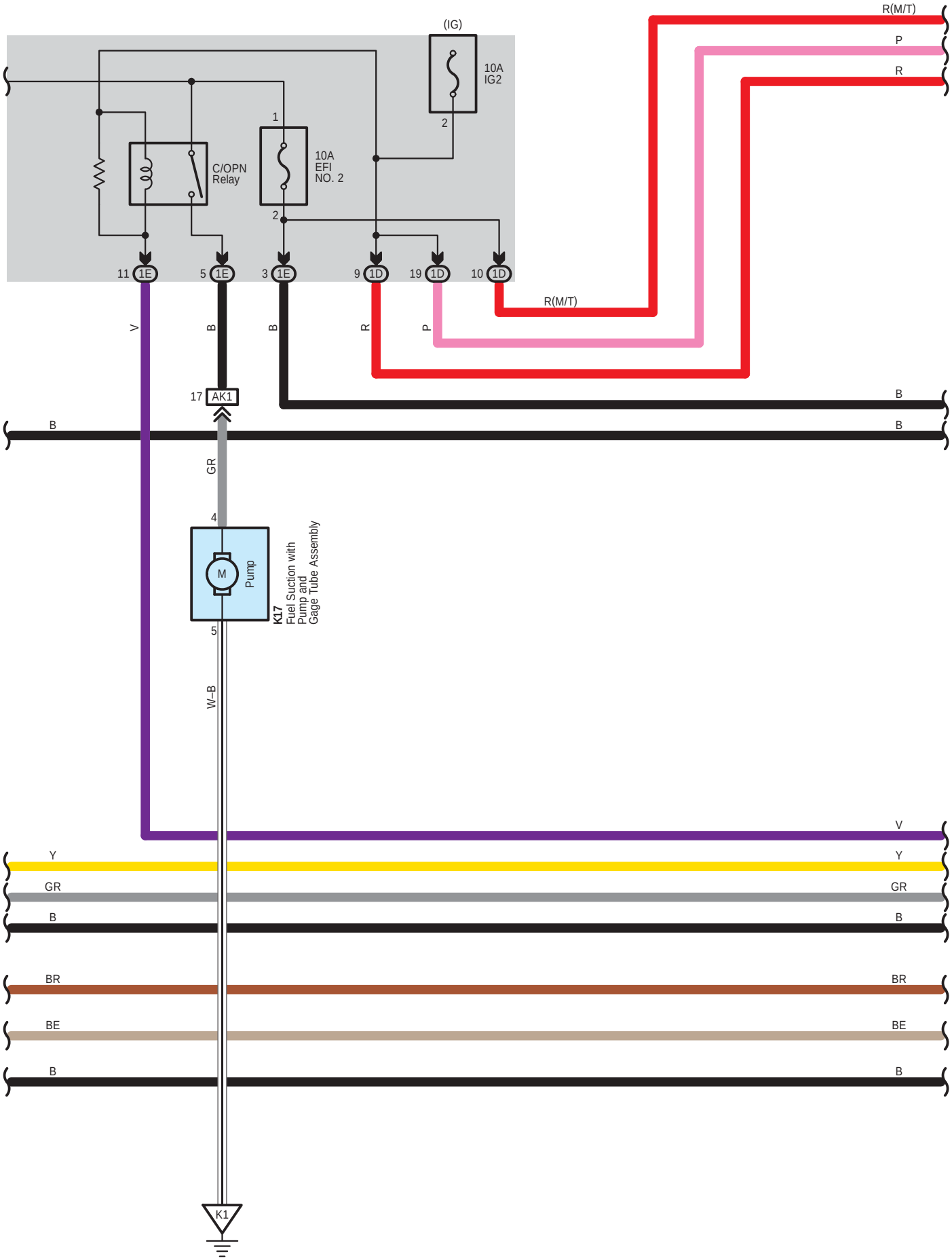
(IG)
10A
IG2
1
2
C/OPN
Relay
10A
EFI
NO. 2
2
11 1E
5 1E
3 1E
9 1D
19 1D
10 1D
R(M/T)
P
R
R(M/T)
V
B
B
R
P
17 AK1
B
B
B
GR
4
M
Pump
K17
Fuel Suction with
Pump and
Gage Tube Assembly
5
W–B
V
Y
Y
GR
GR
B
B
BR
BR
BE
BE
B
B
K1

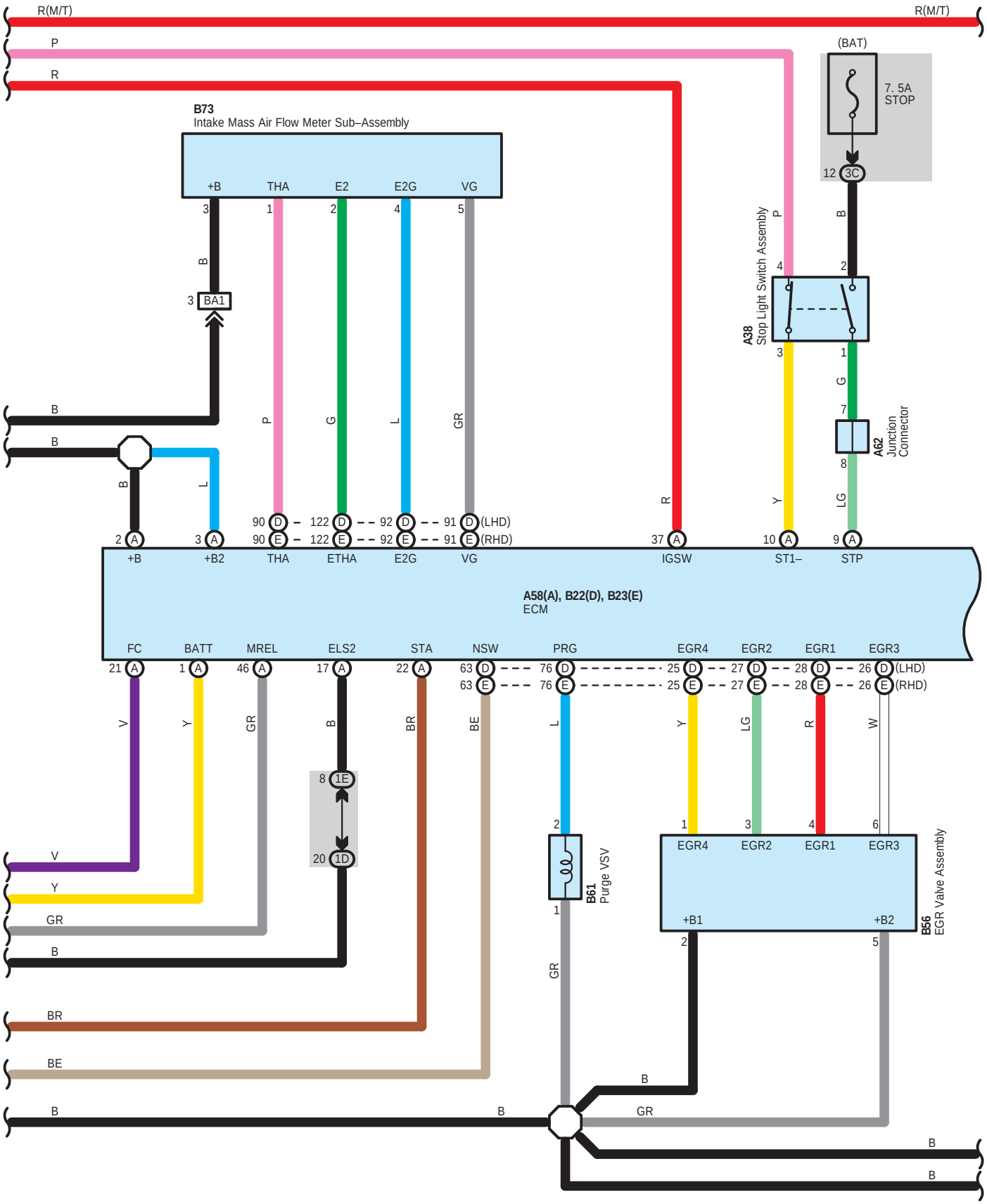
R(M/T)
R(M/T)
P
R
(BAT)
7. 5A
STOP
12 3C
B73
Intake Mass Air Flow Meter Sub–Assembly
+B
THA
E2
E2G
VG
3
1
2
4
5
B
3 BA1
A38
Stop Light Switch Assembly
P
B
4
2
3
1
G
7
A62
Junction
Connector
8
B
B
B
L
P
G
L
GR
R
Y
LG
90 D
122 D
92 D
91 D (LHD)
90 E
122 E
92 E
91 E (RHD)
2 A
3 A
37 A
10 A
9 A
+B
+B2
THA
ETHA
E2G
VG
IGSW
ST1–
STP
A58(A), B22(D), B23(E)
ECM
FC
BATT
MREL
ELS2
STA
NSW
PRG
EGR4
EGR2
EGR1
EGR3
21 A
1 A
46 A
17 A
22 A
63 D
76 D
25 D
27 D
28 D
26 D (LHD)
63 E
76 E
25 E
27 E
28 E
26 E (RHD)
V
Y
GR
B
BR
BE
L
Y
LG
R
W
8 1E
20 1D
2
1
B61
Purge VSV
1
3
4
6
EGR4
EGR2
EGR1
EGR3
+B1
+B2
B56
EGR Valve Assembly
2
5
V
Y
GR
B
BR
BE
GR
B
B
B
GR
B
B

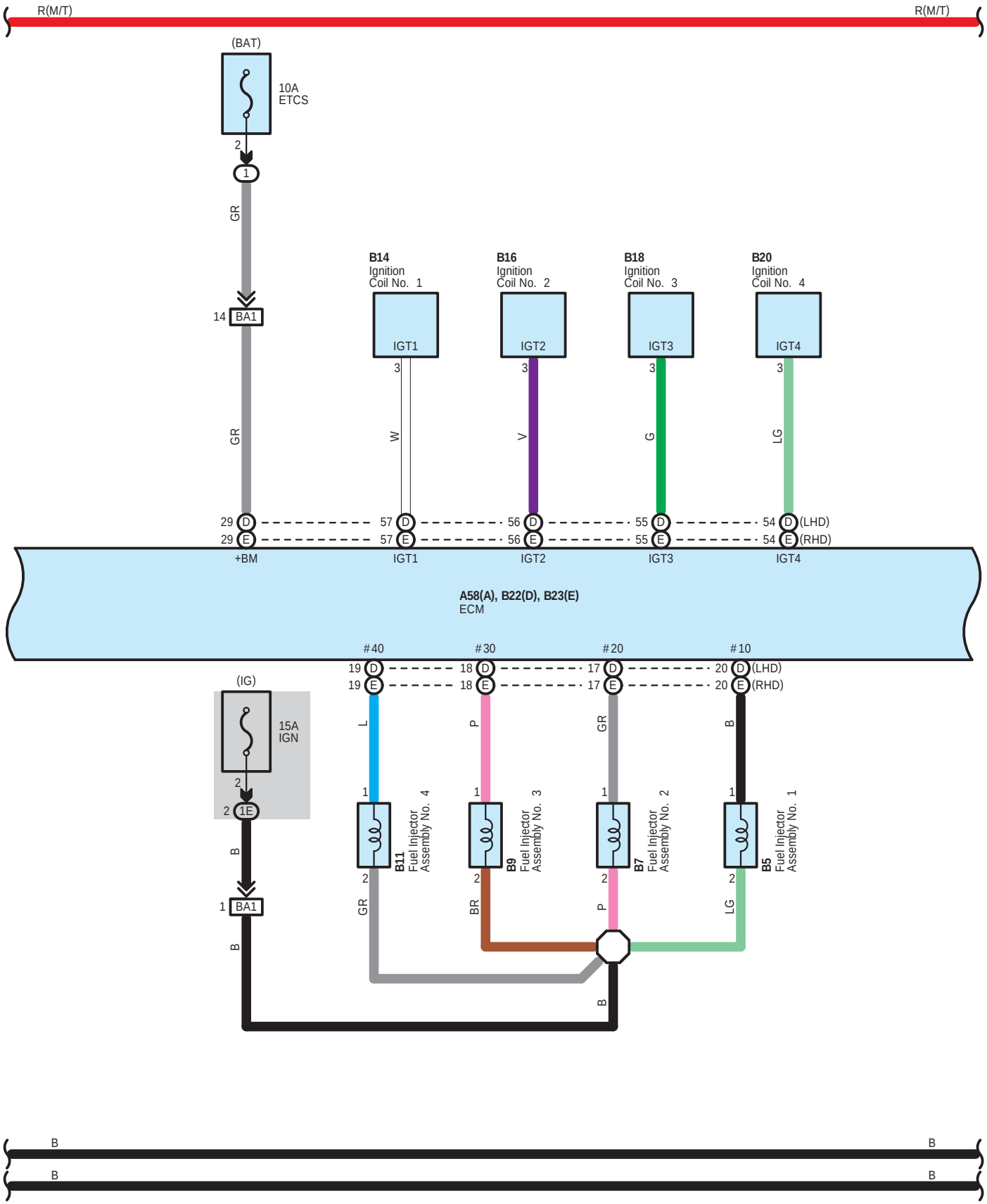
R(M/T)
R(M/T)
(BAT)
10A
ETCS
2
1
GR
14 BA1
GR
B14
Ignition
Coil No. 1
IGT1
3
W
B16
Ignition
Coil No. 2
IGT2
3
V
B18
Ignition
Coil No. 3
IGT3
3
G
B20
Ignition
Coil No. 4
IGT4
3
LG
29 D
29 E
+BM
57 D
57 E
IGT1
56 D
56 E
IGT2
55 D
55 E
IGT3
54 D (LHD)
54 E (RHD)
IGT4
A58(A), B22(D), B23(E)
ECM
#40
#30
#20
#10
19 D
19 E
18 D
18 E
17 D
17 E
20 D (LHD)
20 E (RHD)
(IG)
15A
IGN
2
2 1E
B
1 BA1
B
L
P
GR
B
1
2
B11
Fuel Injector
Assembly No. 4
B9
Fuel Injector
Assembly No. 3
B7
Fuel Injector
Assembly No. 2
B5
Fuel Injector
Assembly No. 1
GR
BR
P
LG
B
B
B
B
B

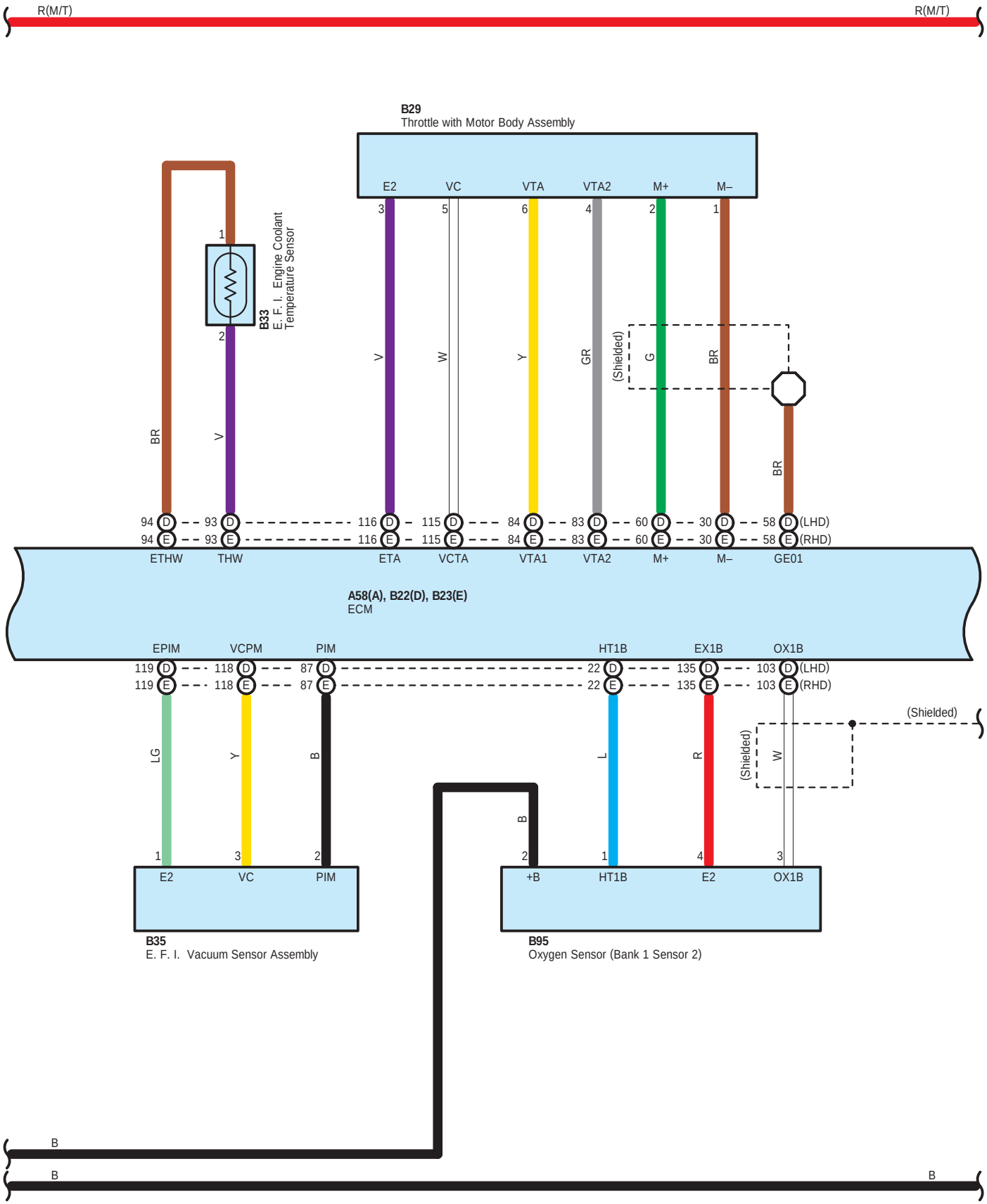
R(M/T)
R(M/T)
B29
Throttle with Motor Body Assembly
E2
VC
VTA
VTA2
M+
M–
B33
E. F. I. Engine Coolant Temperature Sensor
(Shielded)
BR
V
V
W
Y
GR
G
BR
BR
94 D
94 E
93 D
93 E
116 D
116 E
115 D
115 E
84 D
84 E
83 D
83 E
60 D
60 E
30 D
30 E
58 D (LHD)
58 E (RHD)
ETHW
THW
ETA
VCTA
VTA1
VTA2
M+
M–
GE01
A58(A), B22(D), B23(E)
ECM
EPIM
VCPM
PIM
HT1B
EX1B
OX1B
119 D
119 E
118 D
118 E
87 D
87 E
22 D
22 E
135 D
135 E
103 D (LHD)
103 E (RHD)
(Shielded)
(Shielded)
LG
Y
B
L
R
W
B
E2
VC
PIM
+B
HT1B
E2
OX1B
B35
E. F. I. Vacuum Sensor Assembly
B95
Oxygen Sensor (Bank 1 Sensor 2)
B
B
B

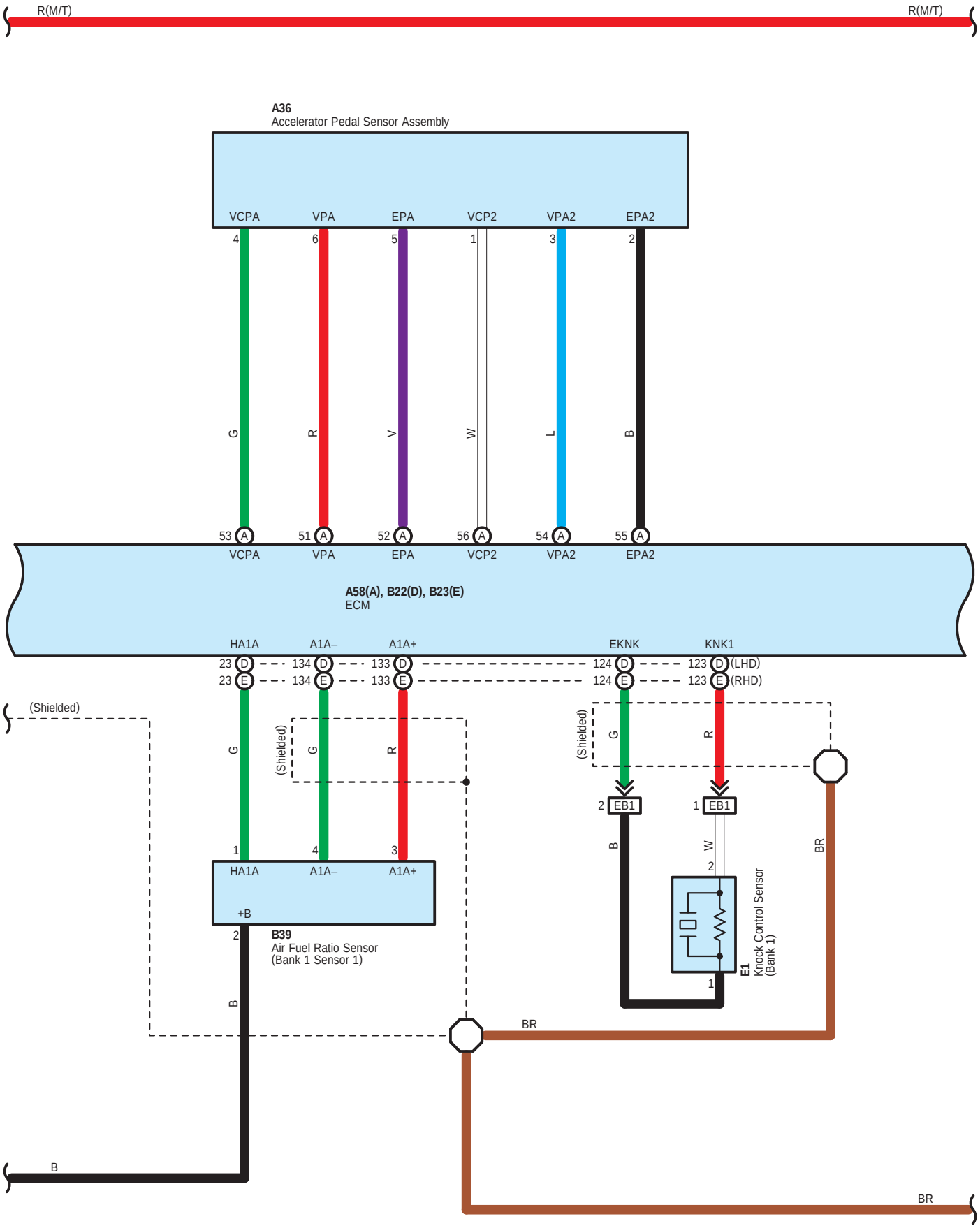
R(M/T)
R(M/T)
A36
Accelerator Pedal Sensor Assembly
VCPA
VPA
EPA
VCP2
VPA2
EPA2
4
6
5
1
3
2
G
R
V
W
L
B
53 A
51 A
52 A
56 A
54 A
55 A
VCPA
VPA
EPA
VCP2
VPA2
EPA2
A58(A), B22(D), B23(E)
ECM
HA1A
A1A–
A1A+
EKNK
KNK1
23 D
23 E
134 D
134 E
133 D
133 E
124 D
124 E
123 D (LHD)
123 E (RHD)
(Shielded)
(Shielded)
(Shielded)
G
G
R
G
R
2 EB1
1 EB1
B
W
BR
1
4
3
2
HA1A
A1A–
A1A+
+B
2
B39
Air Fuel Ratio Sensor
(Bank 1 Sensor 1)
E1
Knock Control Sensor
(Bank 1)
1
B
BR
B
BR

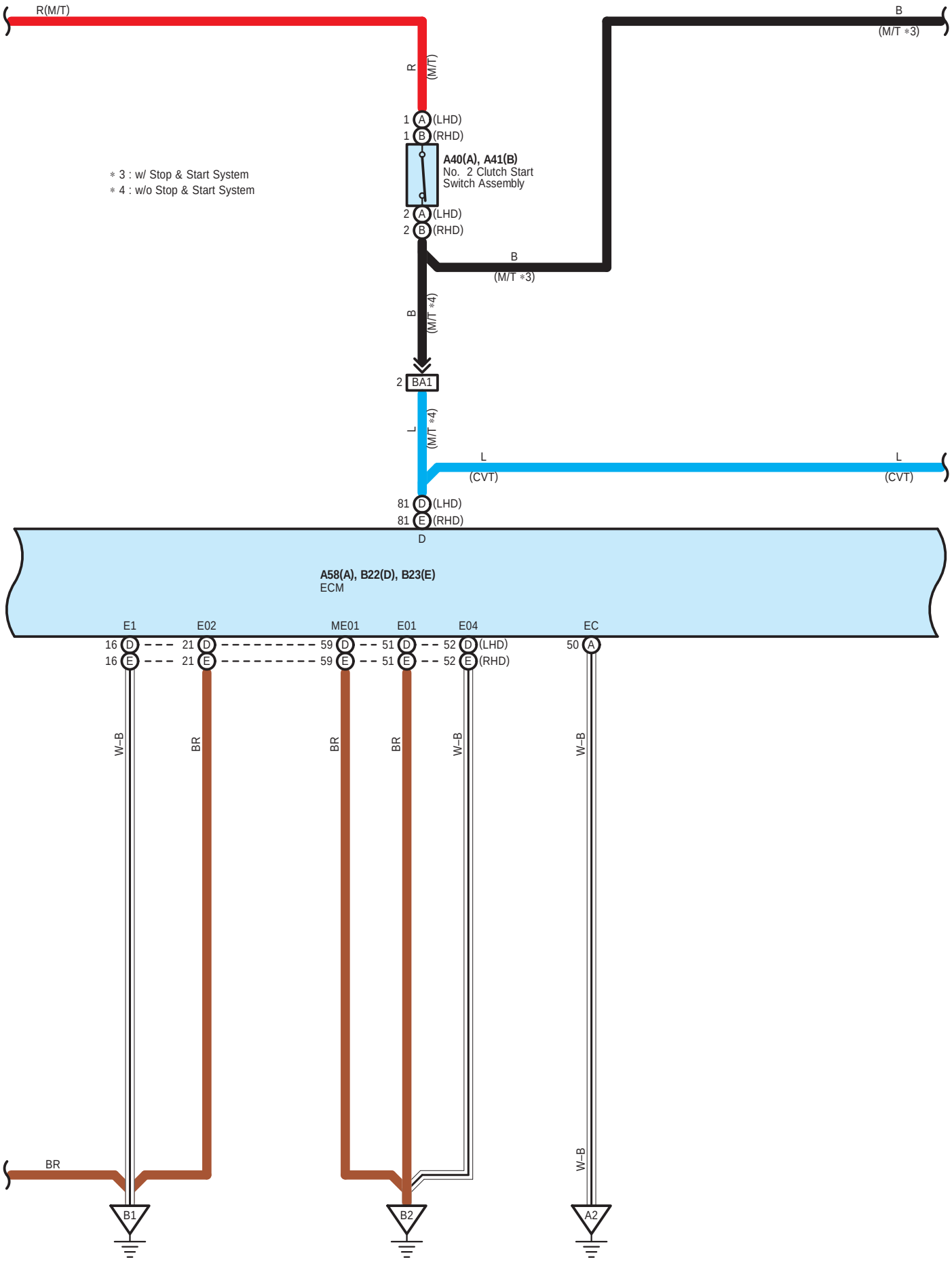
R(M/T)
R
(M/T)
B
(M/T *3)
1 A (LHD)
1 B (RHD)
A40(A), A41(B)
No. 2 Clutch Start
Switch Assembly
2 A (LHD)
2 B (RHD)
* 3 : w/ Stop & Start System
* 4 : w/o Stop & Start System
B
(M/T *3)
B
(M/T *4)
2 BA1
L
(M/T *4)
L
(CVT)
L
(CVT)
81 D (LHD)
81 E (RHD)
D
A58(A), B22(D), B23(E)
ECM
E1
E02
ME01
E01
E04
EC
16 D
16 E
21 D
21 E
59 D
59 E
51 D
51 E
52 D (LHD)
52 E (RHD)
50 A
W–B
BR
BR
BR
W–B
W–B
W–B
BR
B1
B2
A2

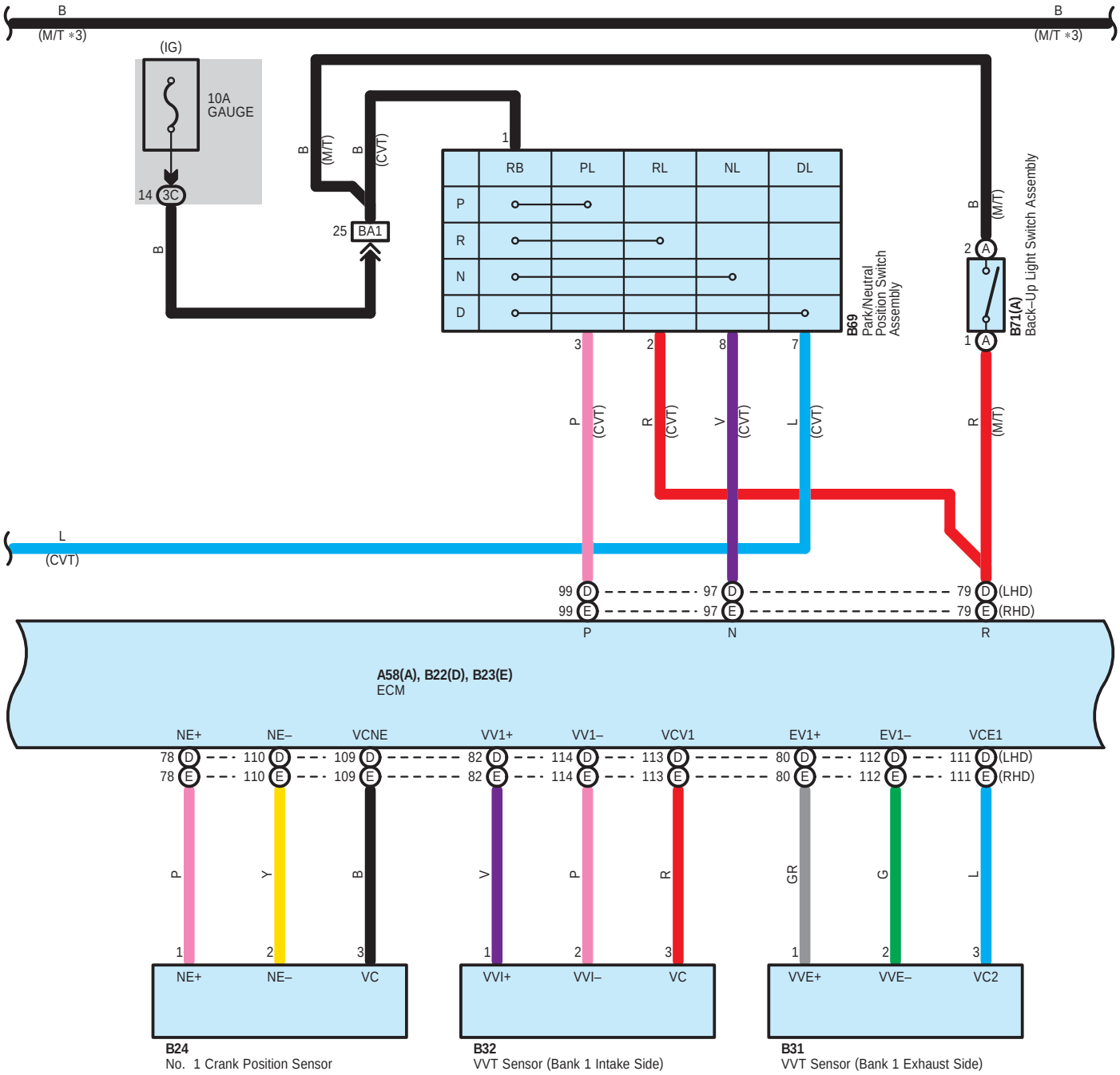
B
(M/T *3)
B
(M/T *3)
(IG)
10A
GAUGE
14 3C
B
B (M/T)
B (CVT)
25 BA1
1
RB PL RL NL DL
P
R
N
D
B69
Park/Neutral
Position Switch
Assembly
B (M/T)
2 A
1 A
B71(A)
Back–Up Light Switch Assembly
3 2 8 7
P (CVT)
R (CVT)
V (CVT)
L (CVT)
R (M/T)
L
(CVT)
99 D
99 E
P
97 D
97 E
N
79 D (LHD)
79 E (RHD)
R
A58(A), B22(D), B23(E)
ECM
NE+ NE– VCNE VV1+ VV1– VCV1 EV1+ EV1– VCE1
78 D 110 D 109 D 82 D 114 D 113 D 80 D 112 D 111 D (LHD)
78 E 110 E 109 E 82 E 114 E 113 E 80 E 112 E 111 E (RHD)
P Y B V P R GR G L
1 2 3 1 2 3 1 2 3
NE+ NE– VC
VVI+ VVI– VC
VVE+ VVE– VC2
B24
No. 1 Crank Position Sensor
B32
VVT Sensor (Bank 1 Intake Side)
B31
VVT Sensor (Bank 1 Exhaust Side)

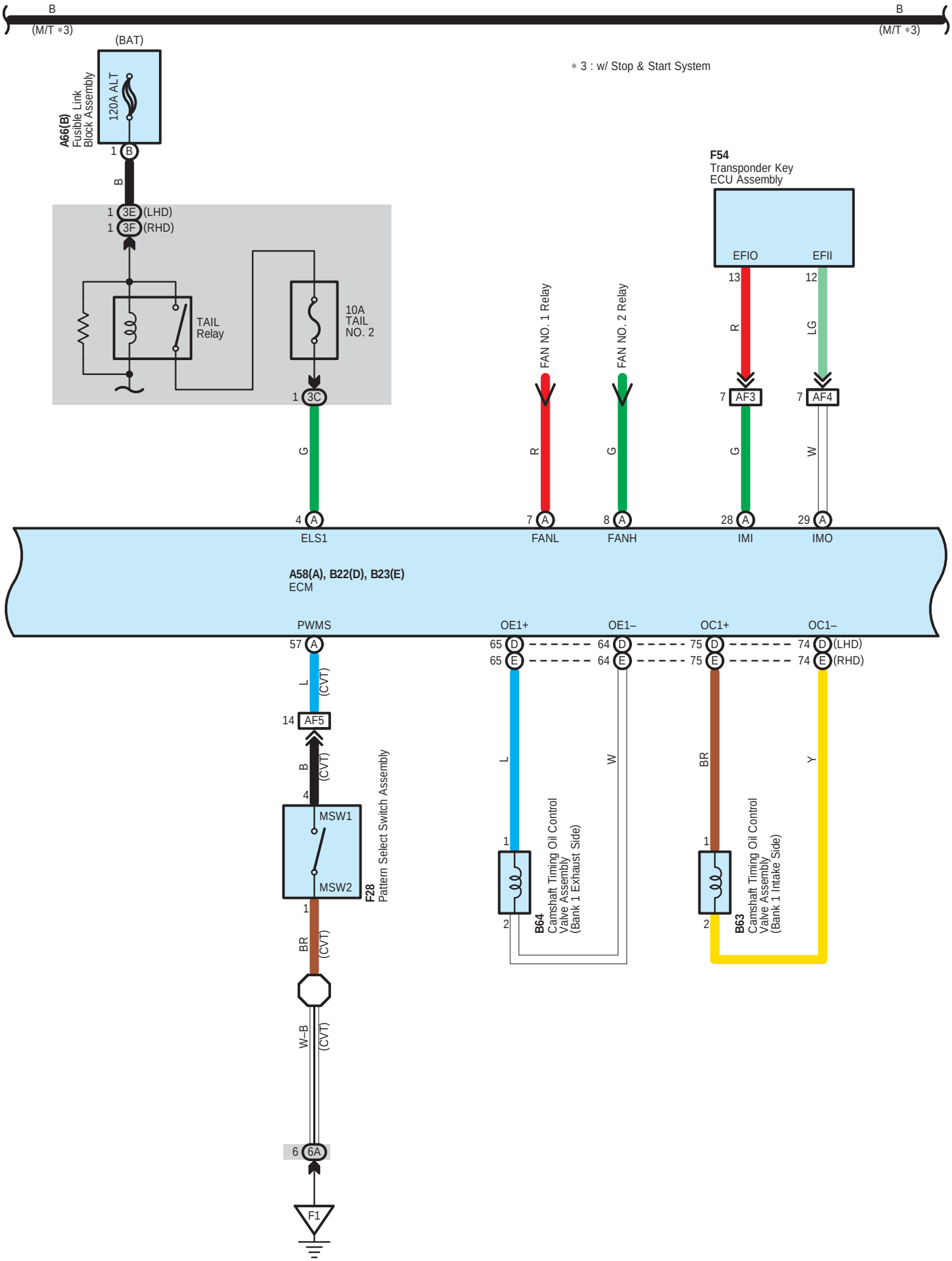
B
(M/T *3)
B
(M/T *3)
(BAT)
* 3 : w/ Stop & Start System
A66(B)
Fusible Link
Block Assembly
120A ALT
1 B
B
1 3E (LHD)
1 3F (RHD)
TAIL
Relay
10A
TAIL
NO. 2
1 3C
G
4 A
ELS1
FAN NO. 1 Relay
R
7 A
FANL
FAN NO. 2 Relay
G
8 A
FANH
F54
Transponder Key
ECU Assembly
EFIO
EFII
13
12
R
LG
7 AF3
7 AF4
G
W
28 A
IMI
29 A
IMO
A58(A), B22(D), B23(E)
ECM
PWMS
57 A
L
(CVT)
14 AF5
B
(CVT)
4
MSW1
MSW2
F28
Pattern Select Switch Assembly
1
BR
(CVT)
W–B
(CVT)
6 6A
F1
OE1+
OE1–
OC1+
OC1–
65 D
65 E
64 D
64 E
75 D
75 E
74 D (LHD)
74 E (RHD)
L
W
BR
Y
1
2
B64
Camshaft Timing Oil Control
Valve Assembly
(Bank 1 Exhaust Side)
1
2
B63
Camshaft Timing Oil Control
Valve Assembly
(Bank 1 Intake Side)

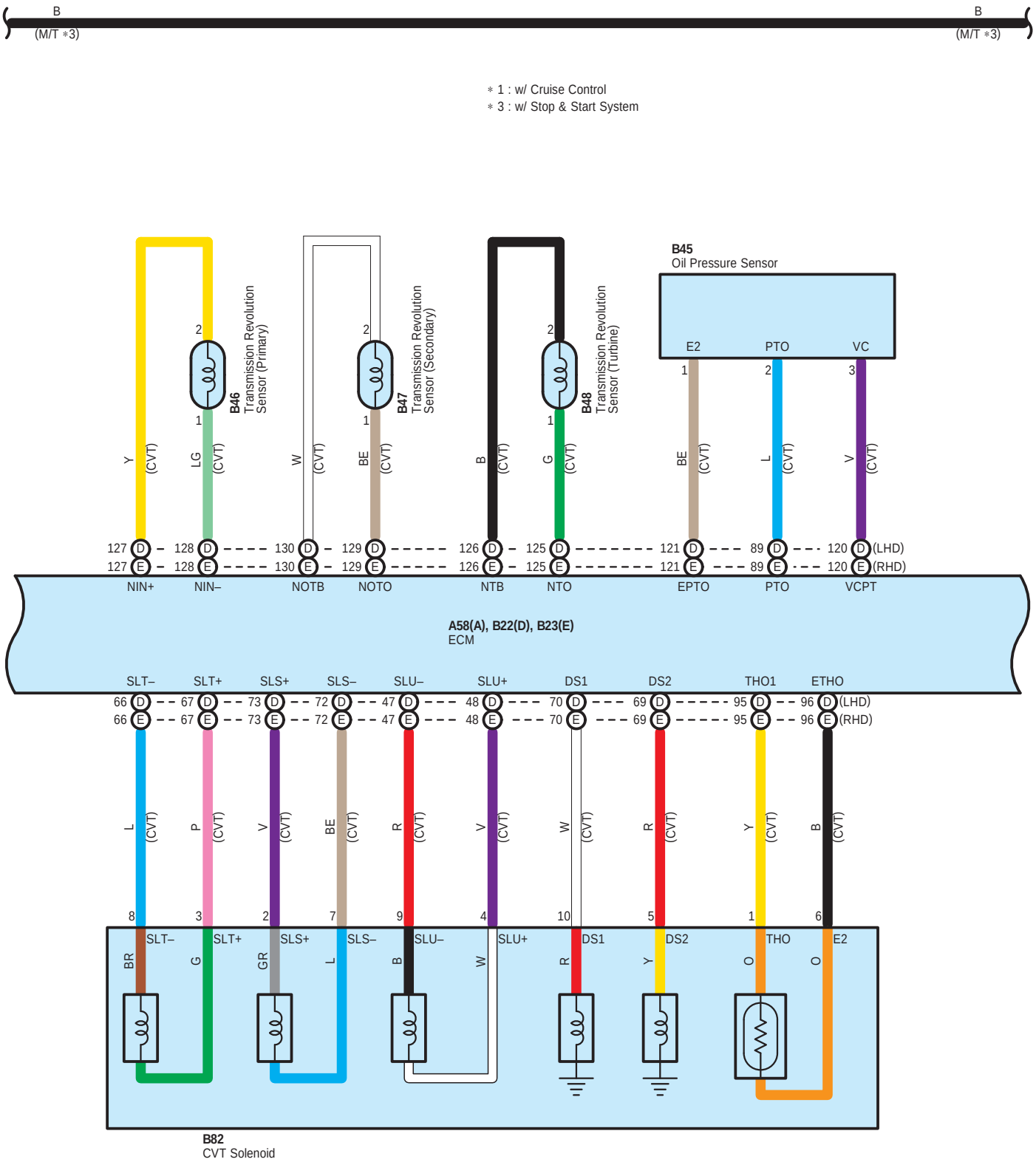
B
(M/T ∗3)
B
(M/T ∗3)
∗ 1 : w/ Cruise Control
∗ 3 : w/ Stop & Start System
B46
Transmission Revolution Sensor (Primary)
B47
Transmission Revolution Sensor (Secondary)
B48
Transmission Revolution Sensor (Turbine)
B45
Oil Pressure Sensor
E2
PTO
VC
127 D 127 E NIN+
128 D 128 E NIN–
130 D 130 E NOTB
129 D 129 E NOTO
126 D 126 E NTB
125 D 125 E NTO
121 D 121 E EPTO
89 D 89 E PTO
120 D (LHD) 120 E (RHD) VCPT
A58(A), B22(D), B23(E)
ECM
SLT– SLT+ SLS+ SLS– SLU– SLU+ DS1 DS2 THO1 ETHO
66 D 66 E
67 D 67 E
73 D 73 E
72 D 72 E
47 D 47 E
48 D 48 E
70 D 70 E
69 D 69 E
95 D 95 E
96 D (LHD) 96 E (RHD)
B82
CVT Solenoid

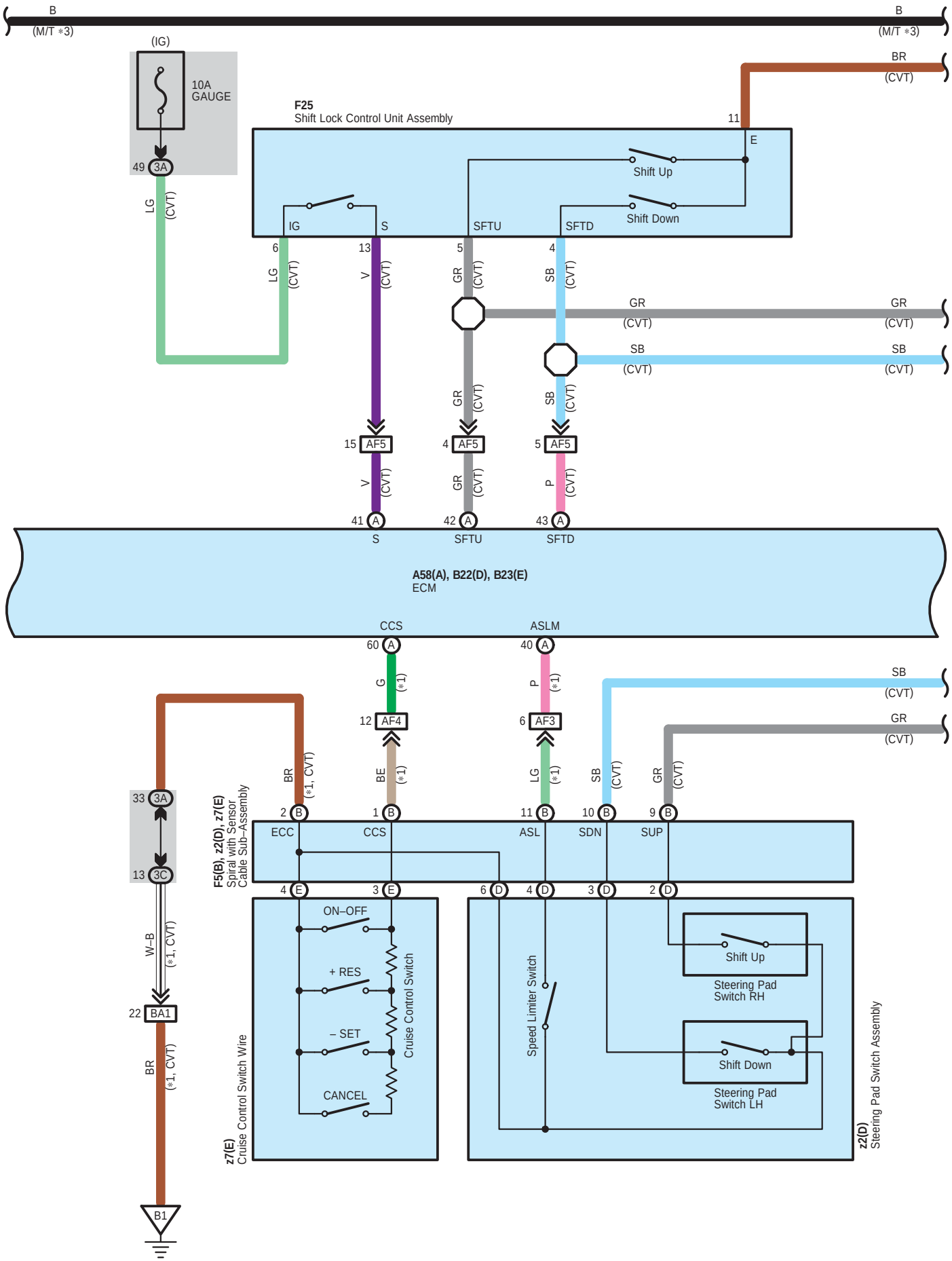
B
(M/T *3)
B
(M/T *3)
(IG)
10A
GAUGE
49 3A
LG
(CVT)
BR
(CVT)
F25
Shift Lock Control Unit Assembly
11
E
Shift Up
Shift Down
IG
S
SFTU
SFTD
6
13
5
4
LG
(CVT)
V
(CVT)
GR
(CVT)
SB
(CVT)
GR
(CVT)
GR
(CVT)
SB
(CVT)
SB
(CVT)
15 AF5
4 AF5
5 AF5
V
(CVT)
GR
(CVT)
P
(CVT)
41 A
42 A
43 A
S
SFTU
SFTD
A58(A), B22(D), B23(E)
ECM
CCS
ASLM
60 A
40 A
G
(*1)
P
(*1)
12 AF4
6 AF3
SB
(CVT)
GR
(CVT)
BR
(*1, CVT)
BE
(*1)
LG
(*1)
SB
(CVT)
GR
(CVT)
33 3A
13 3C
F5(B), z2(D), z7(E)
Spiral with Sensor
Cable Sub-Assembly
2 B
1 B
11 B
10 B
9 B
ECC
CCS
ASL
SDN
SUP
4 E
3 E
6 D
4 D
3 D
2 D
W-B
(*1, CVT)
22 BA1
BR
(*1, CVT)
B1
ON-OFF
+ RES
– SET
CANCEL
Cruise Control Switch
z7(E)
Cruise Control Switch Wire
Speed Limiter Switch
Shift Up
Steering Pad
Switch RH
Shift Down
Steering Pad
Switch LH
z2(D)
Steering Pad Switch Assembly

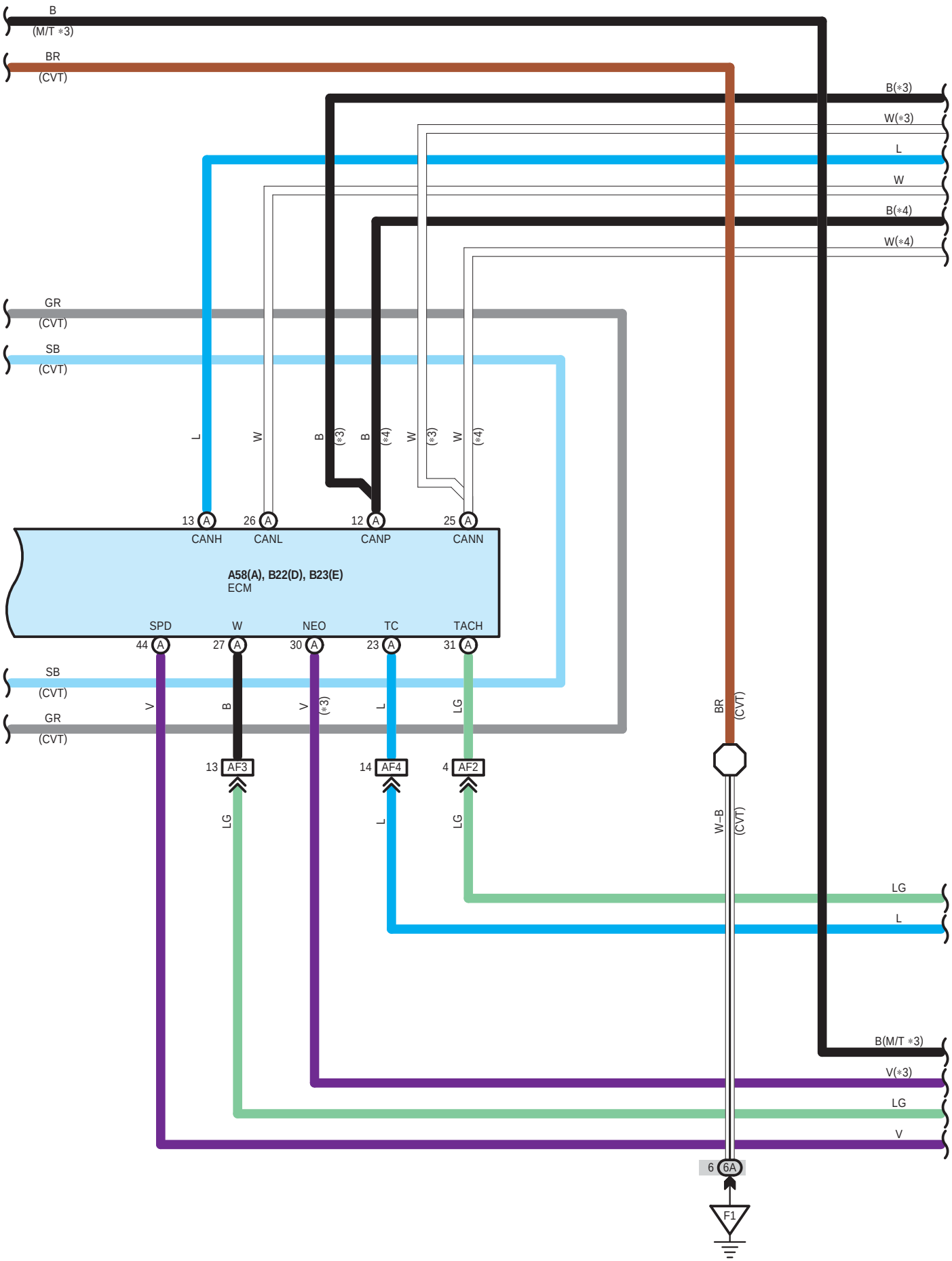
B
(M/T ∗3)
BR
(CVT)
B(∗3)
W(∗3)
L
W
B(∗4)
W(∗4)
GR
(CVT)
SB
(CVT)
L
W
B
(∗3)
B
(∗4)
W
(∗3)
W
(∗4)
13 A
CANH
26 A
CANL
12 A
CANP
25 A
CANN
A58(A), B22(D), B23(E)
ECM
SPD
W
NEO
TC
TACH
44 A
27 A
30 A
23 A
31 A
SB
(CVT)
GR
(CVT)
V
B
V
(∗3)
L
LG
BR
(CVT)
13 AF3
14 AF4
4 AF2
LG
L
LG
W–B
(CVT)
LG
L
B(M/T ∗3)
V(∗3)
LG
V
6 6A
F1

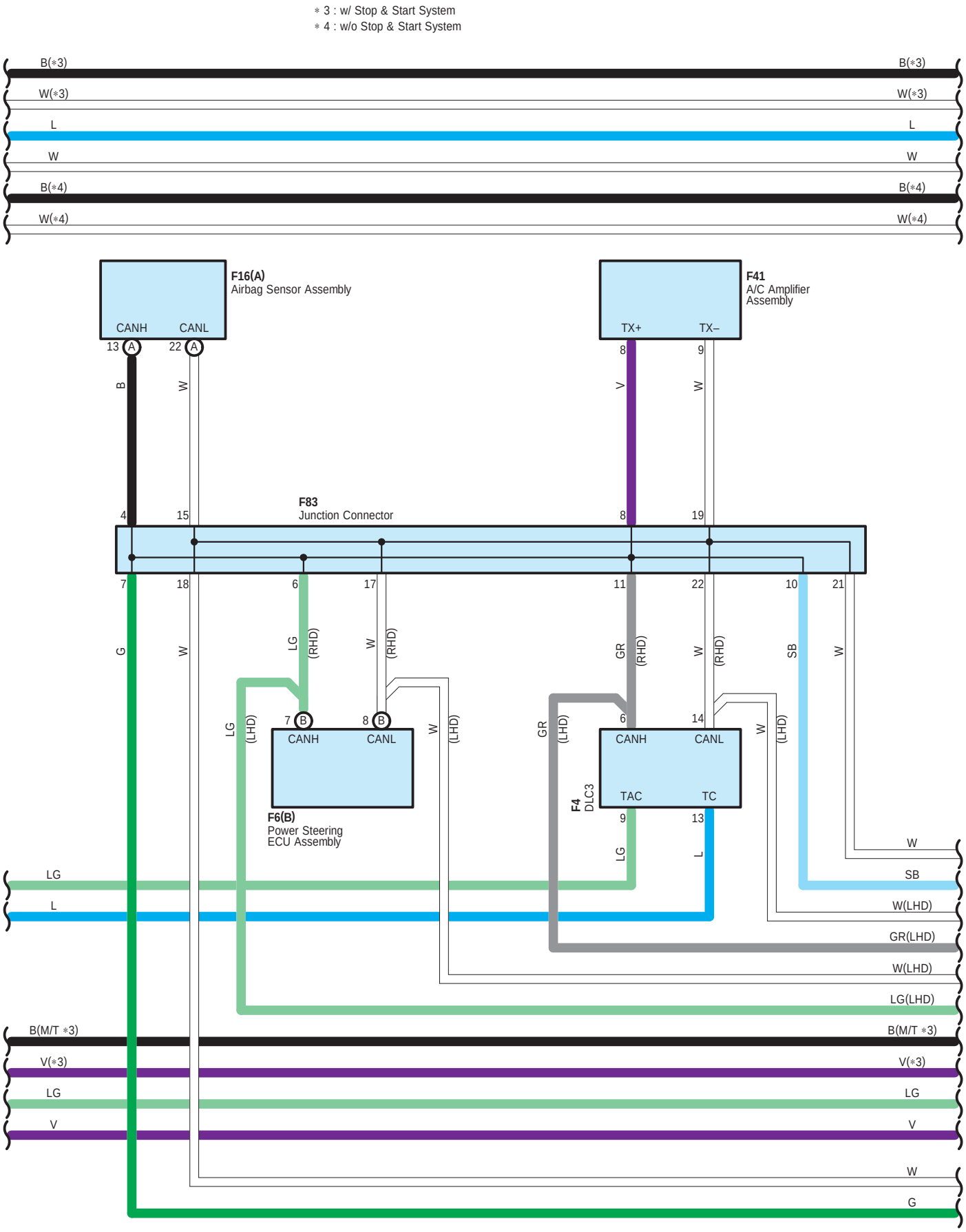
∗ 3 : w/ Stop & Start System
∗ 4 : w/o Stop & Start System
B(∗3)
W(∗3)
L
W
B(∗4)
W(∗4)
F16(A)
Airbag Sensor Assembly
CANH
CANL
13 A
22 A
F41
A/C Amplifier
Assembly
TX+
TX–
8
9
B
W
V
W
F83
Junction Connector
4
15
8
19
7
18
6
17
11
22
10
21
G
W
LG
(RHD)
W
(RHD)
GR
(RHD)
W
(RHD)
SB
W
LG
(LHD)
7 B
8 B
CANH
CANL
W
(LHD)
GR
(LHD)
6
14
CANH
CANL
W
(LHD)
F6(B)
Power Steering
ECU Assembly
F4
DLC3
TAC
TC
9
13
LG
L
W
LG
SB
L
W(LHD)
GR(LHD)
W(LHD)
LG(LHD)
B(M/T ∗3)
B(M/T ∗3)
V(∗3)
V(∗3)
LG
LG
V
V
W
G

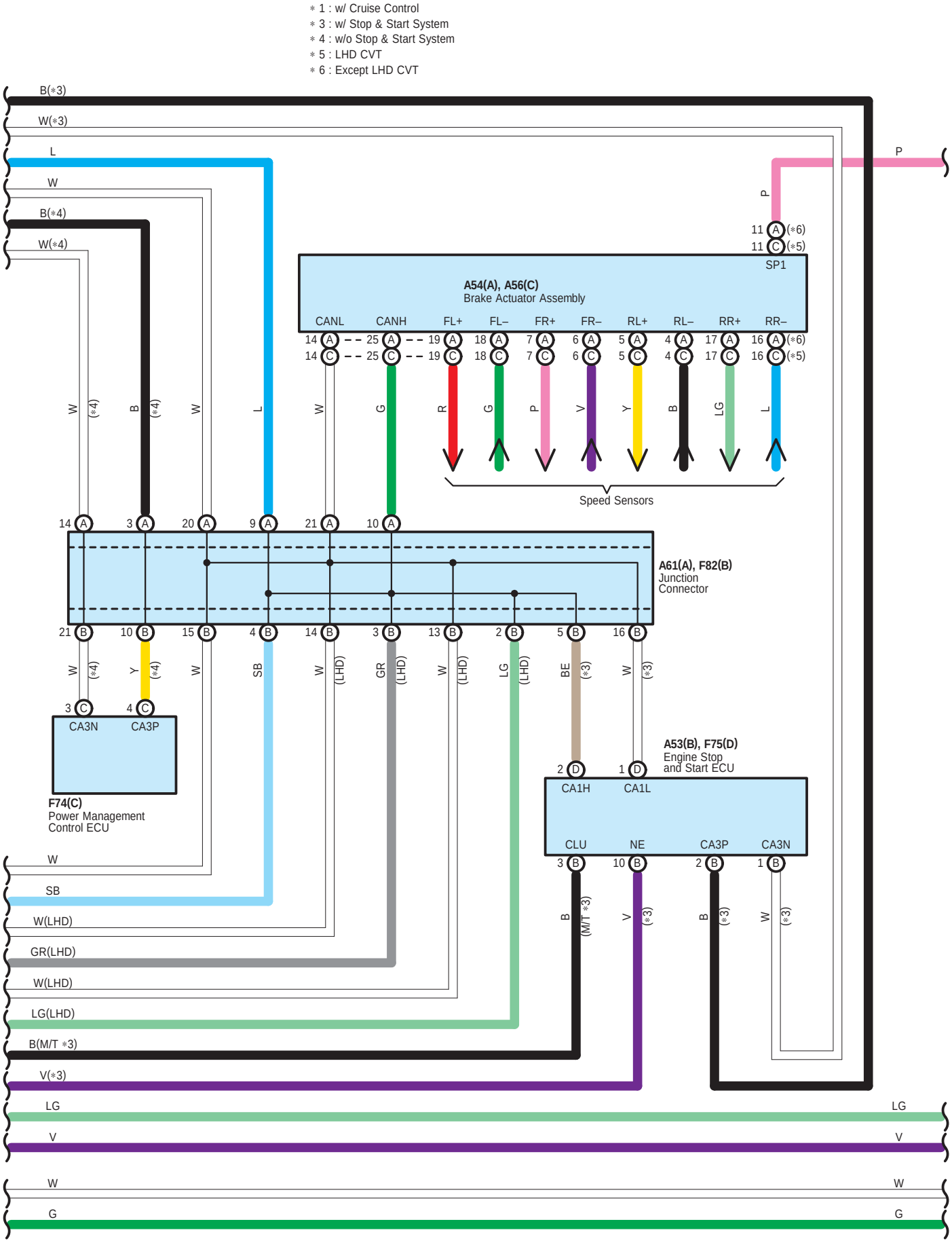
∗1 : w/ Cruise Control
∗3 : w/ Stop & Start System
∗4 : w/o Stop & Start System
∗5 : LHD CVT
∗6 : Except LHD CVT
A54(A), A56(C)
Brake Actuator Assembly
CANL
CANH
FL+
FL–
FR+
FR–
RL+
RL–
RR+
RR–
SP1
Speed Sensors
A61(A), F82(B)
Junction
Connector
F74(C)
Power Management
Control ECU
CA3N
CA3P
A53(B), F75(D)
Engine Stop
and Start ECU
CA1H
CA1L
CLU
NE
CA3P
CA3N
B(∗3)
W(∗3)
L
W
B(∗4)
W(∗4)
P
SB
W(LHD)
GR(LHD)
W(LHD)
LG(LHD)
B(M/T ∗3)
V(∗3)
LG
V
W
G

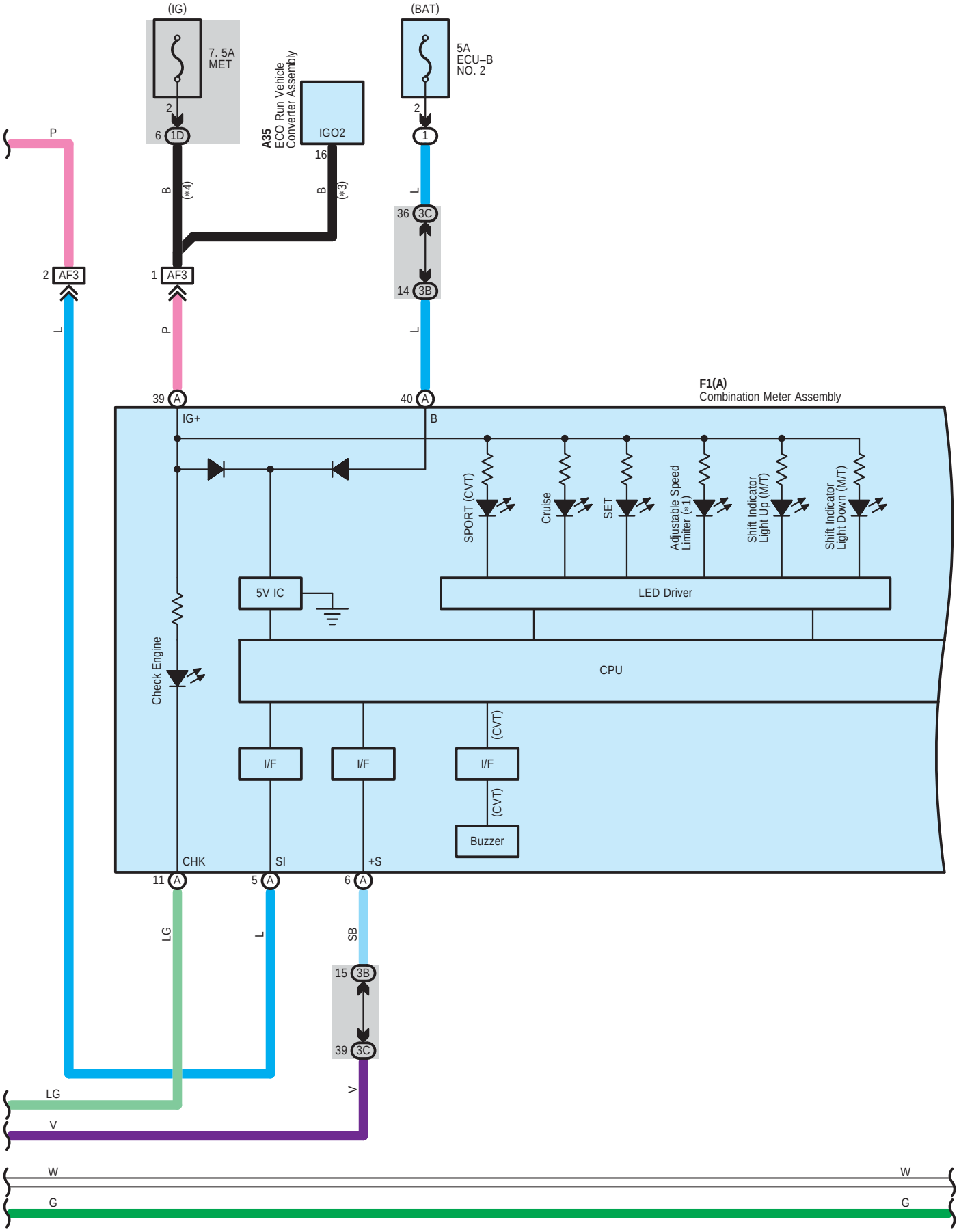
(IG)
7. 5A
MET
2
6 1D
(BAT)
5A
ECU–B
NO. 2
2
1
A35
ECO Run Vehicle
Converter Assembly
IGO2
16
P
B
(*4)
B
(*3)
L
36 3C
14 3B
2 AF3
1 AF3
L
P
L
39 A
40 A
F1(A)
Combination Meter Assembly
IG+
B
SPORT (CVT)
Cruise
SET
Adjustable Speed
Limiter (*1)
Shift Indicator
Light Up (M/T)
Shift Indicator
Light Down (M/T)
5V IC
LED Driver
Check Engine
CPU
(CVT)
I/F
I/F
I/F
(CVT)
Buzzer
CHK
SI
+S
11 A
5 A
6 A
LG
L
SB
15 3B
39 3C
LG
V
V
W
W
G
G

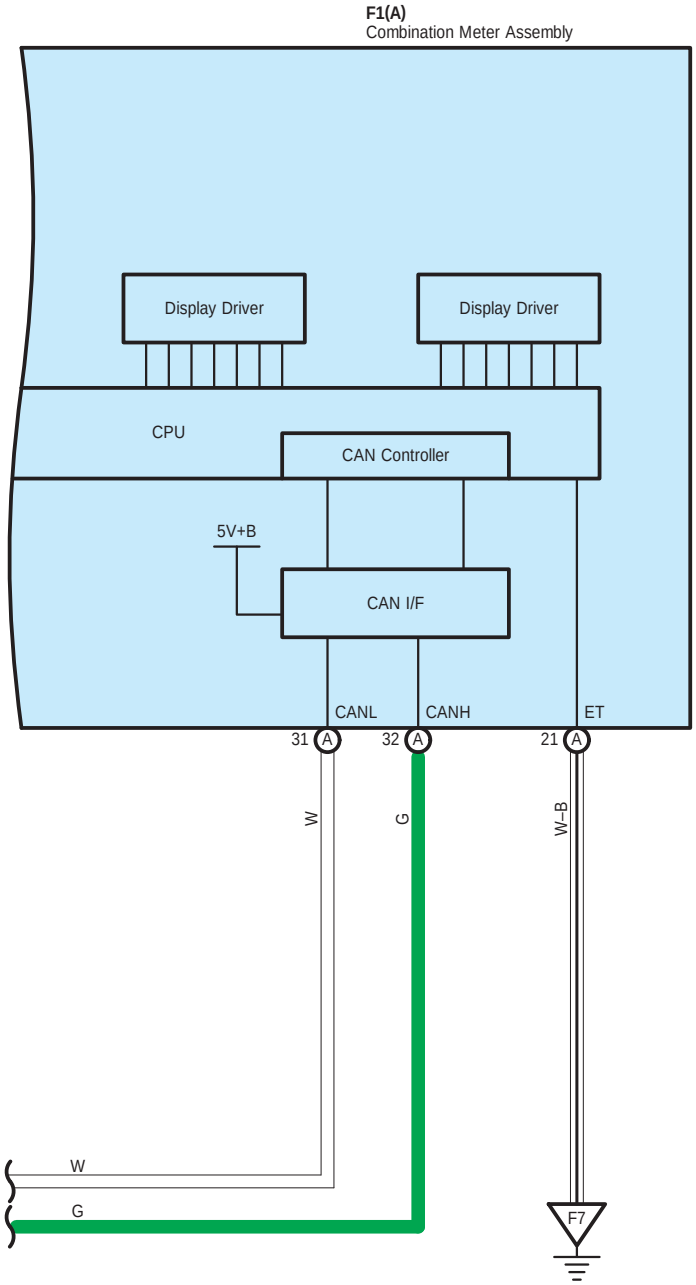
F1(A)
Combination Meter Assembly
Display Driver
Display Driver
CPU
CAN Controller
5V+B
CAN I/F
CANL
CANH
ET
31
32
21
W
G
W-B
W
G
F7

A 35
Black

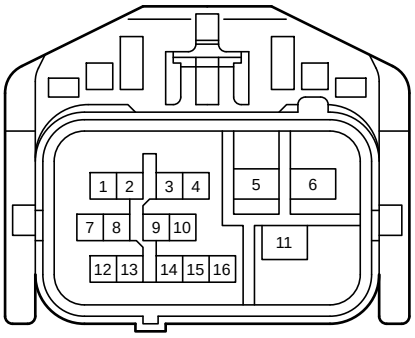

A 36
Black



A 38
White



A 39
Black

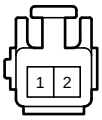

A 40
White



A 41
White

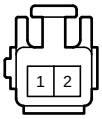

A 53
White

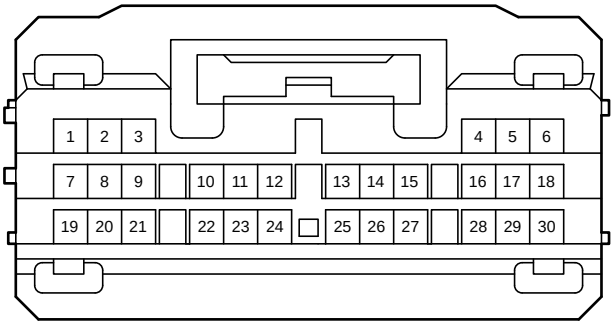

A 54
Black

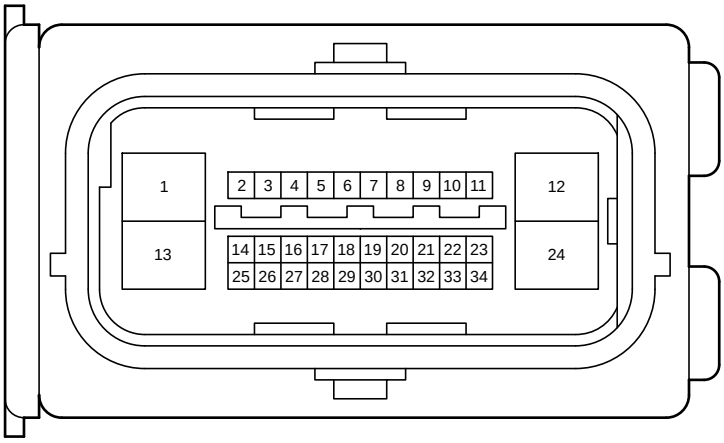

A 56

Black

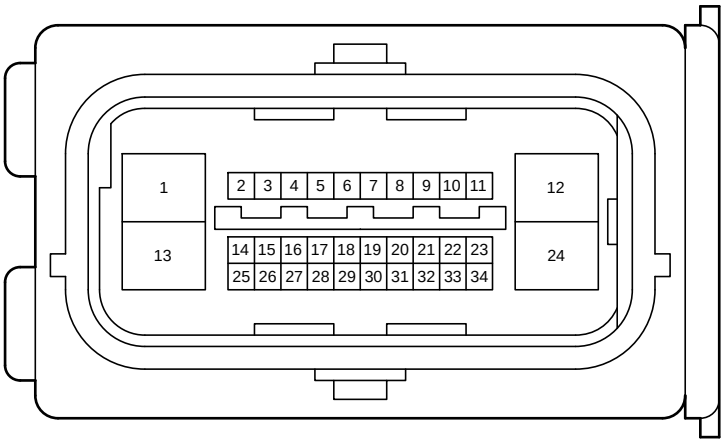

A 58

Black

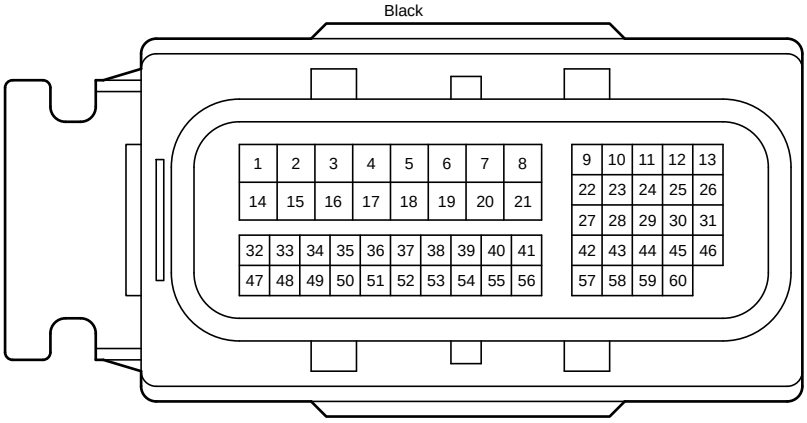

A 61

Blue

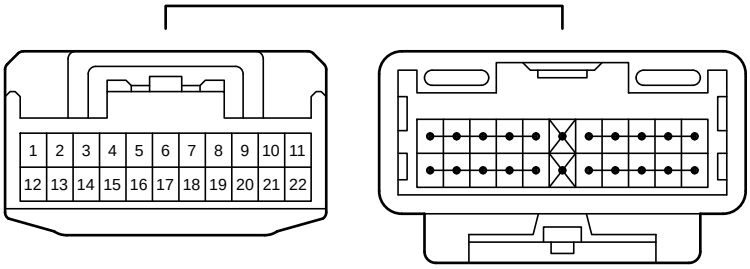

A 62

White

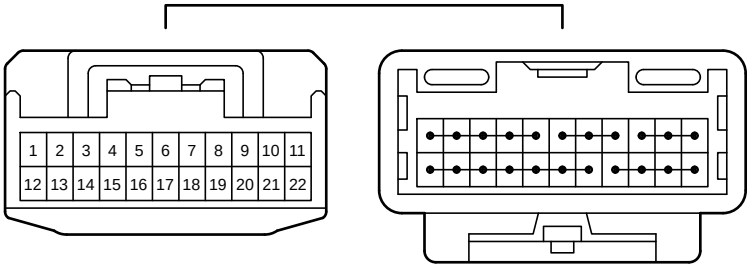

A 64
White

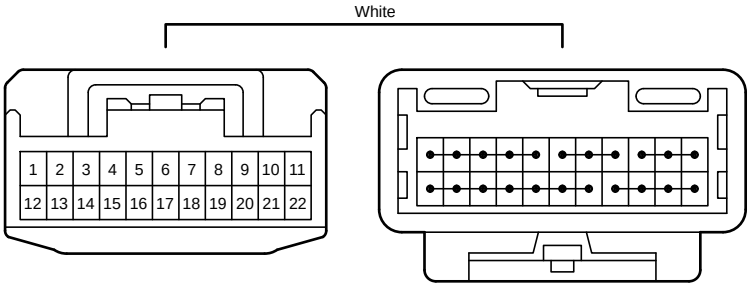

A 66
White

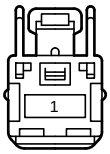

B 5
Black

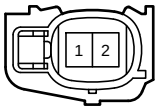

B 7
Gray

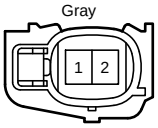

B 9
Black

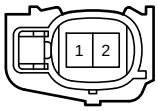

B 11
Gray

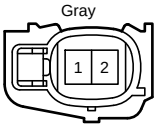

B 14
Black

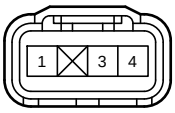

B 16
Gray

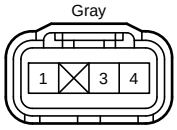

B 18
Black

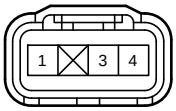

B 20
Gray

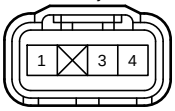

B 22
Black

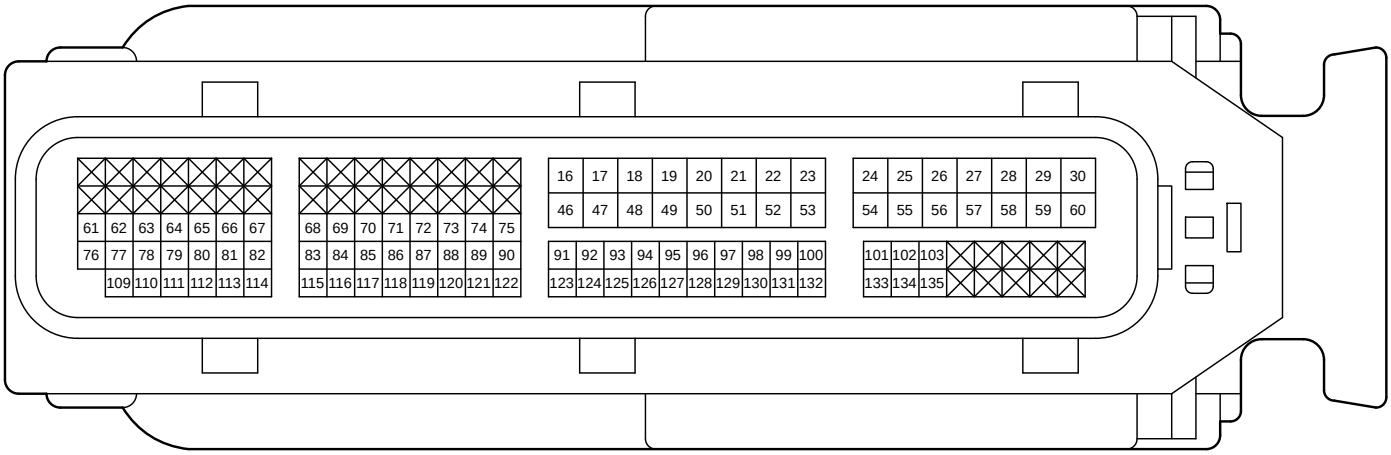

B 23
Black

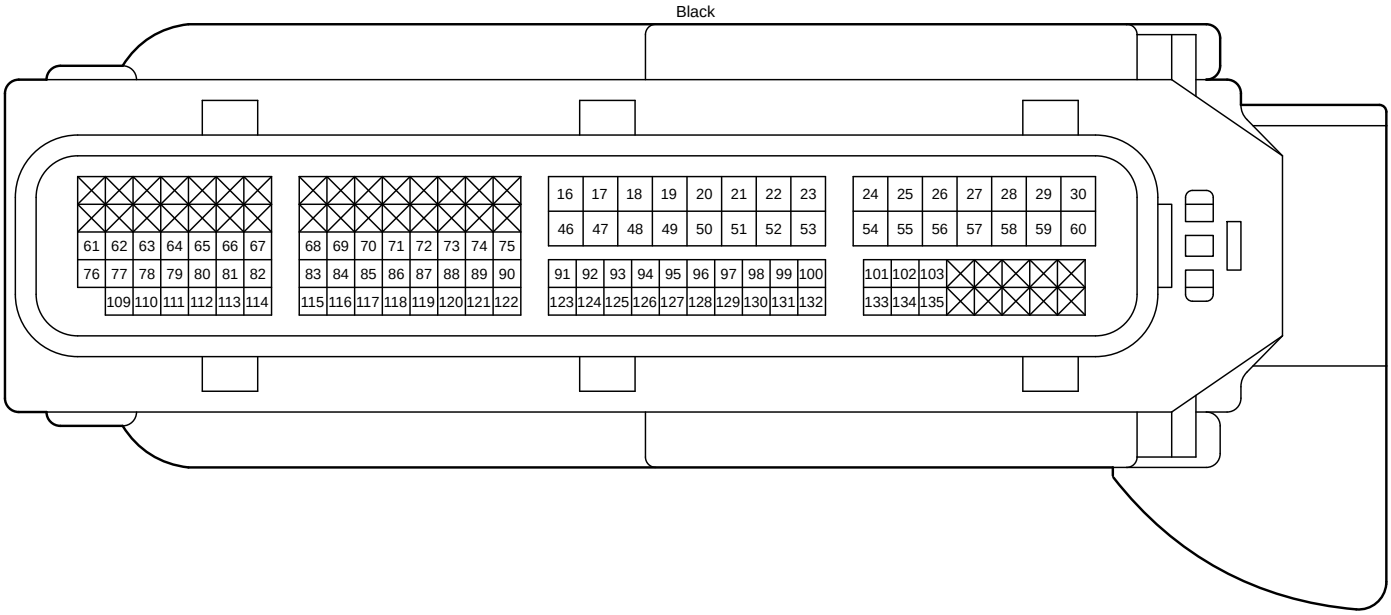

B 24
Black



B 29
Black

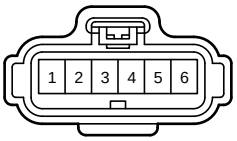

B 31
Gray

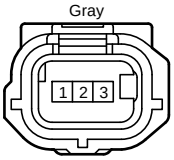

B 32
Black



B 33
Black

B 35
Black



B 39
Gray

B 45
Black



B 46
Black

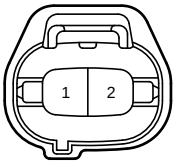

B 47
Black

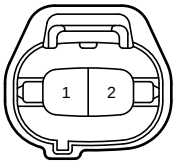

B 48
Black

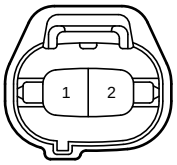

B 56
Black

B 61
Blue

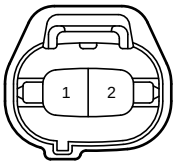

B 63
Black

B 64
Gray

B 69
Gray

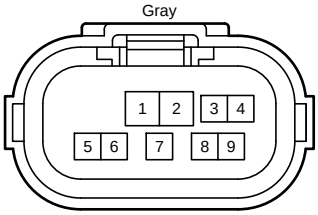

B 71
Gray

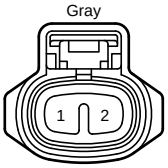

B 73
Black



B 82
Gray

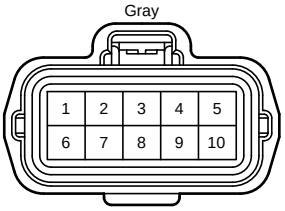

B 95
Gray

E 1
Black

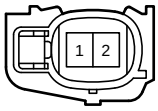

F 1
Black

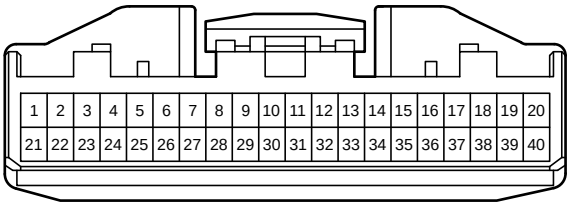

F 4
White

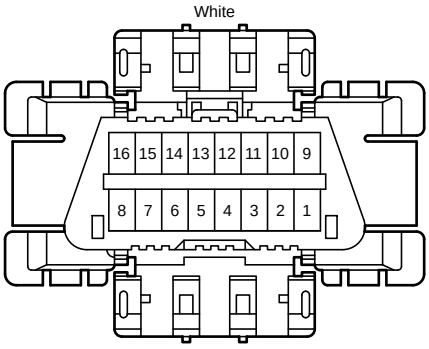

F 5
Black



F 6
Black

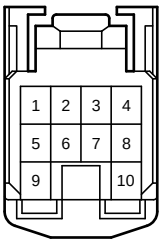

F 13
White

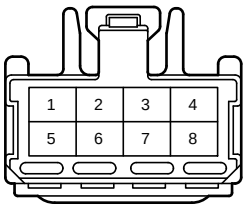

F 16
Yellow

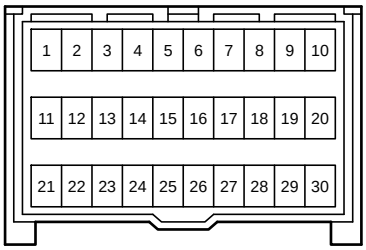

F 25
White

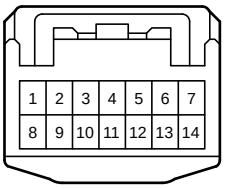

F 28
Gray

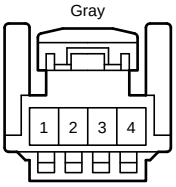

(Before Jul. 2014 Production)

F 28
Black

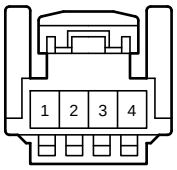

(From Jul. 2014 Production)

F 41
Black

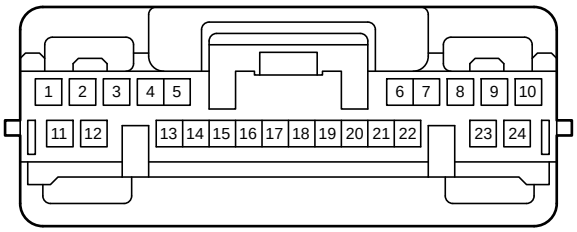

F 54
Black

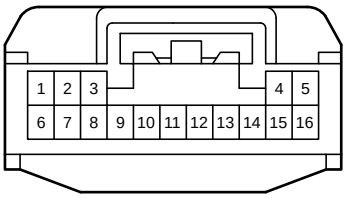

F 74
White

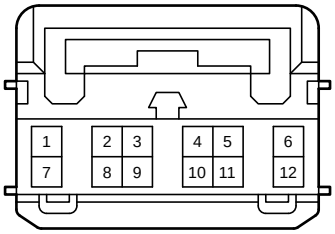

F 75
Black

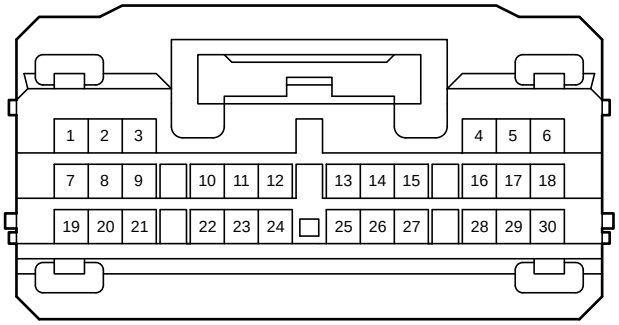

F 82
Blue

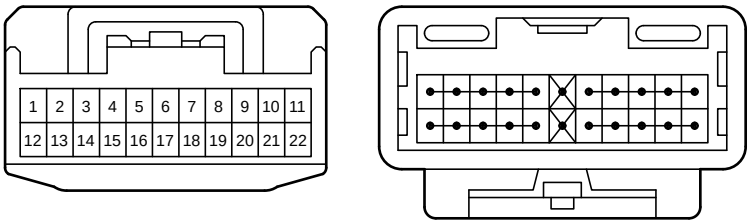

F 83
Gray

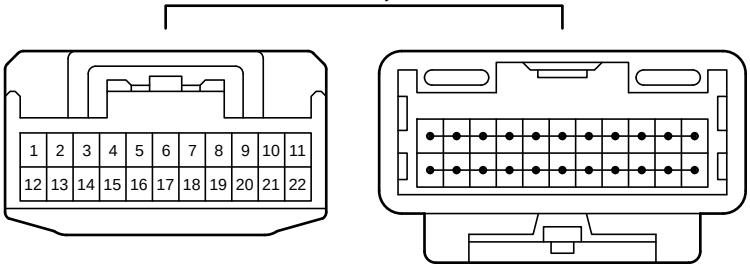

K 17
White

z 2
White

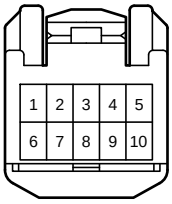

z 7
White

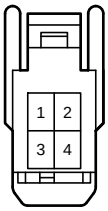

1D
White

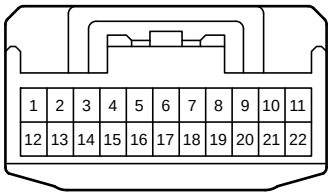

1E
White

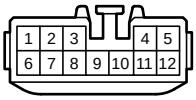

3A
White

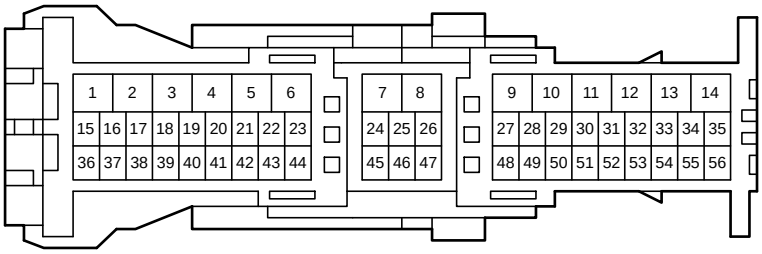

3B
White

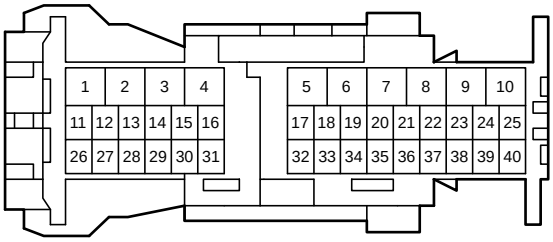

3C
White

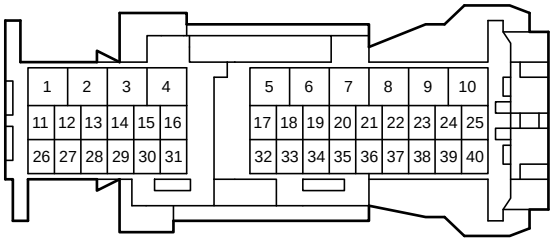

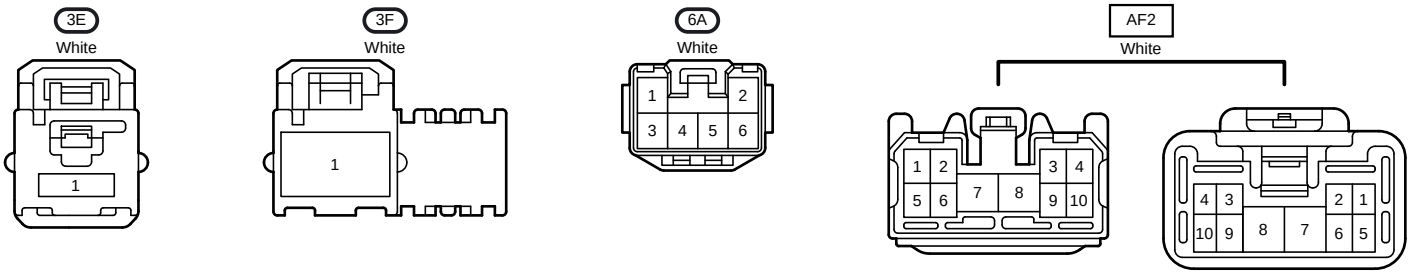
3E
White
1
3F
White
1
6A
White
1 2
3 4 5 6
AF2
White
1 2 5 6 7 8 3 4 9 10
4 3 10 9 8 7 2 1 6 5

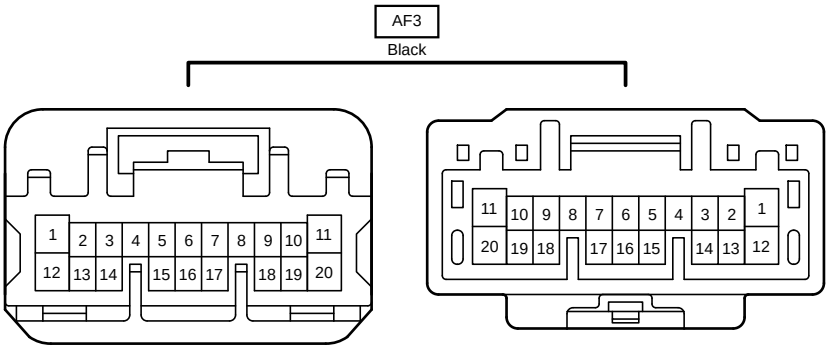
AF3
Black
1 2 3 4 5 6 7 8 9 10 11
12 13 14 15 16 17 18 19 20
11 10 9 8 7 6 5 4 3 2 1
20 19 18 17 16 15 14 13 12

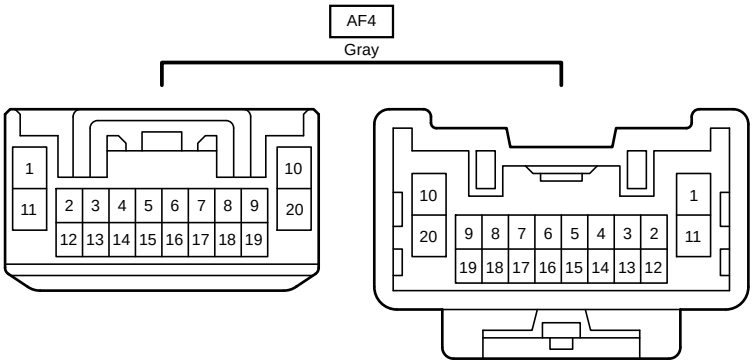
AF4
Gray
1 10
11 2 3 4 5 6 7 8 9 20
12 13 14 15 16 17 18 19
10 1
20 9 8 7 6 5 4 3 2 11
19 18 17 16 15 14 13 12

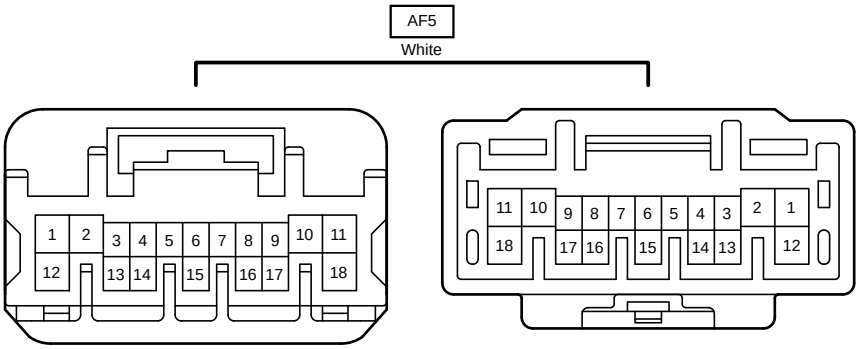
AF5
White
1 2 3 4 5 6 7 8 9 10 11
12 13 14 15 16 17 18
11 10 9 8 7 6 5 4 3 2 1
18 17 16 15 14 13 12

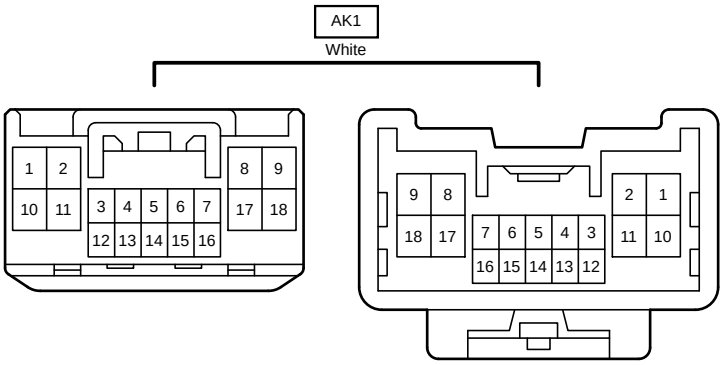
AK1
White
1 2
10 11
3 4 5 6 7
12 13 14 15 16
8 9
17 18
9 8
18 17
7 6 5 4 3
16 15 14 13 12
2 1
11 10

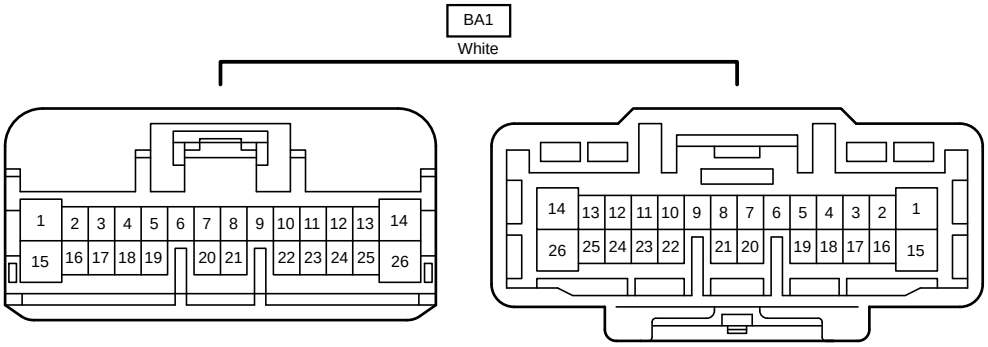
BA1
White
1 2 3 4 5 6 7 8 9 10 11 12 13 14
15 16 17 18 19 20 21 22 23 24 25 26
14 13 12 11 10 9 8 7 6 5 4 3 2 1
26 25 24 23 22 21 20 19 18 17 16 15

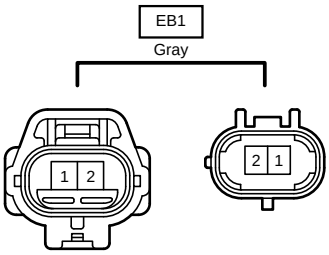
EB1
Gray
1 2
2 1