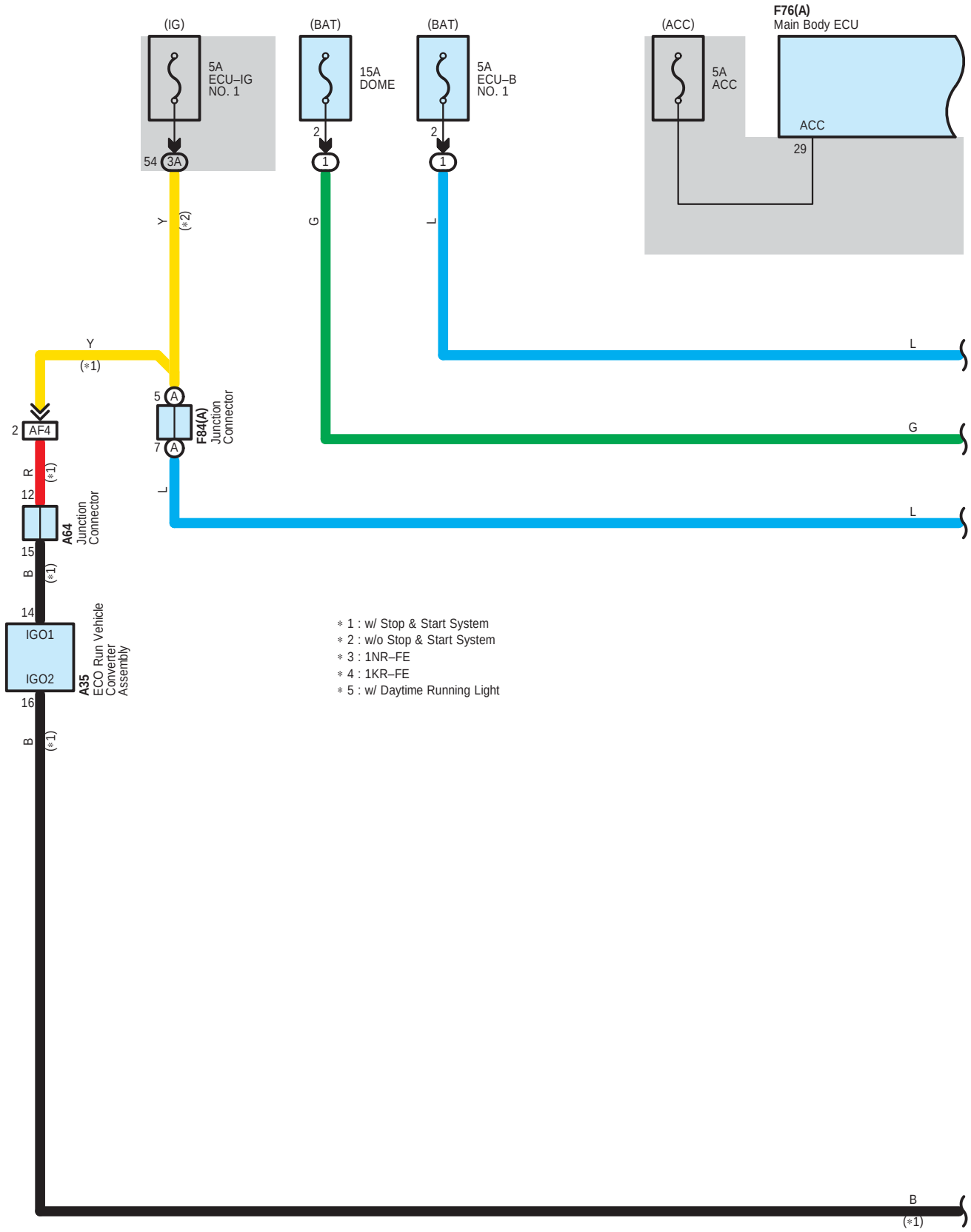
(IG)
5A
ECU–IG
NO. 1
54
3A
(BAT)
15A
DOME
2
1
(BAT)
5A
ECU–B
NO. 1
2
1
(ACC)
5A
ACC
F76(A)
Main Body ECU
ACC
29
Y
(*2)
G
L
L
Y
(*1)
5
A
7
A
F84(A)
Junction
Connector
L
G
L
2
AF4
R
(*1)
12
A64
Junction
Connector
15
B
(*1)
14
IGO1
IGO2
A35
ECO Run Vehicle
Converter
Assembly
16
B
(*1)
B
(*1)
* 1 : w/ Stop & Start System
* 2 : w/o Stop & Start System
* 3 : 1NR–FE
* 4 : 1KR–FE
* 5 : w/ Daytime Running Light

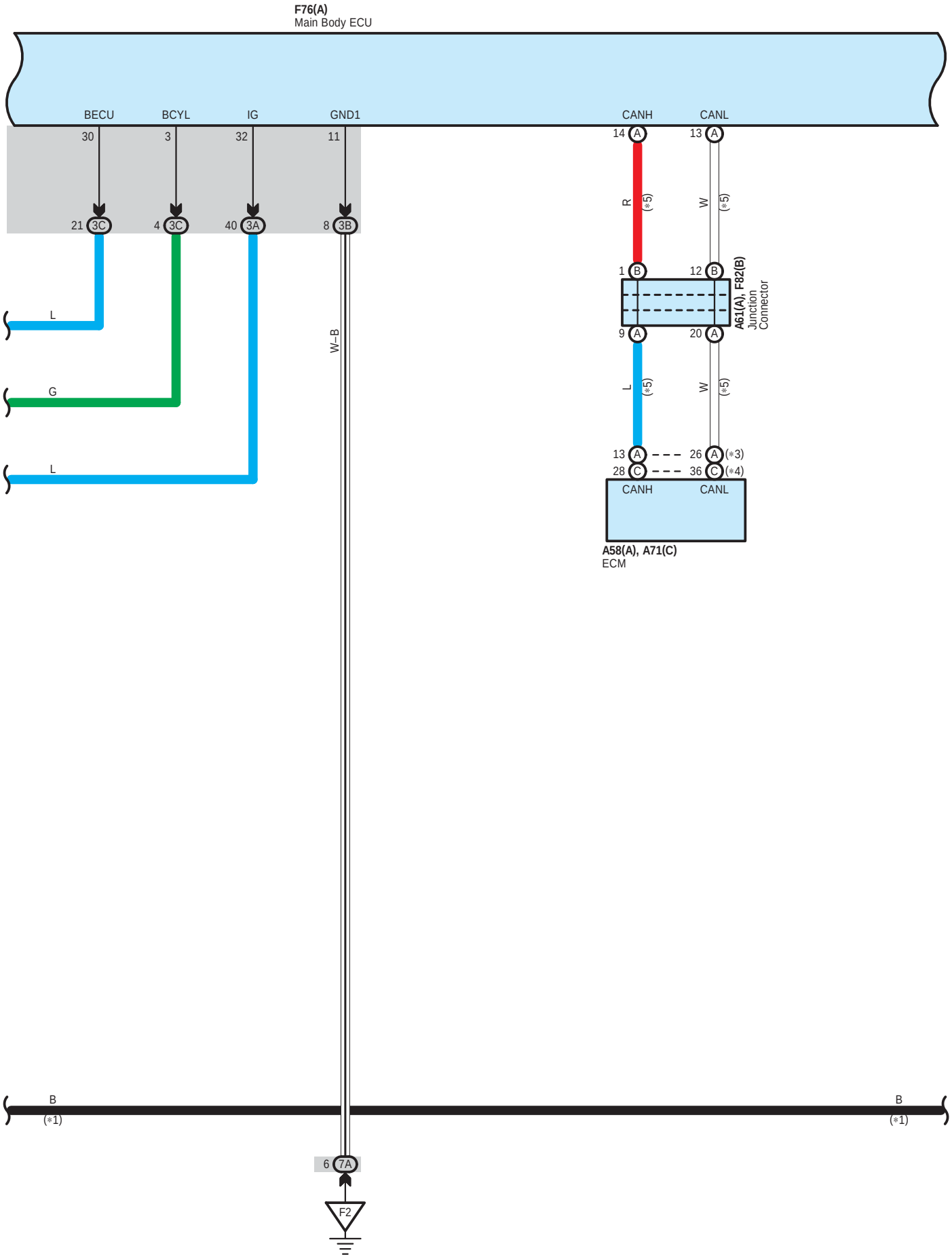
F76(A)
Main Body ECU
BECU
BCYL
IG
GND1
CANH
CANL
30
3
32
11
14 A
13 A
21 3C
4 3C
40 3A
8 3B
R
(*5)
W
(*5)
1 B
12 B
A61(A), F82(B)
Junction
Connector
9 A
20 A
L
G
L
W–B
L
(*5)
W
(*5)
13 A
26 A (*3)
28 C
36 C (*4)
CANH
CANL
A58(A), A71(C)
ECM
B
(*1)
B
(*1)
6 7A
F2

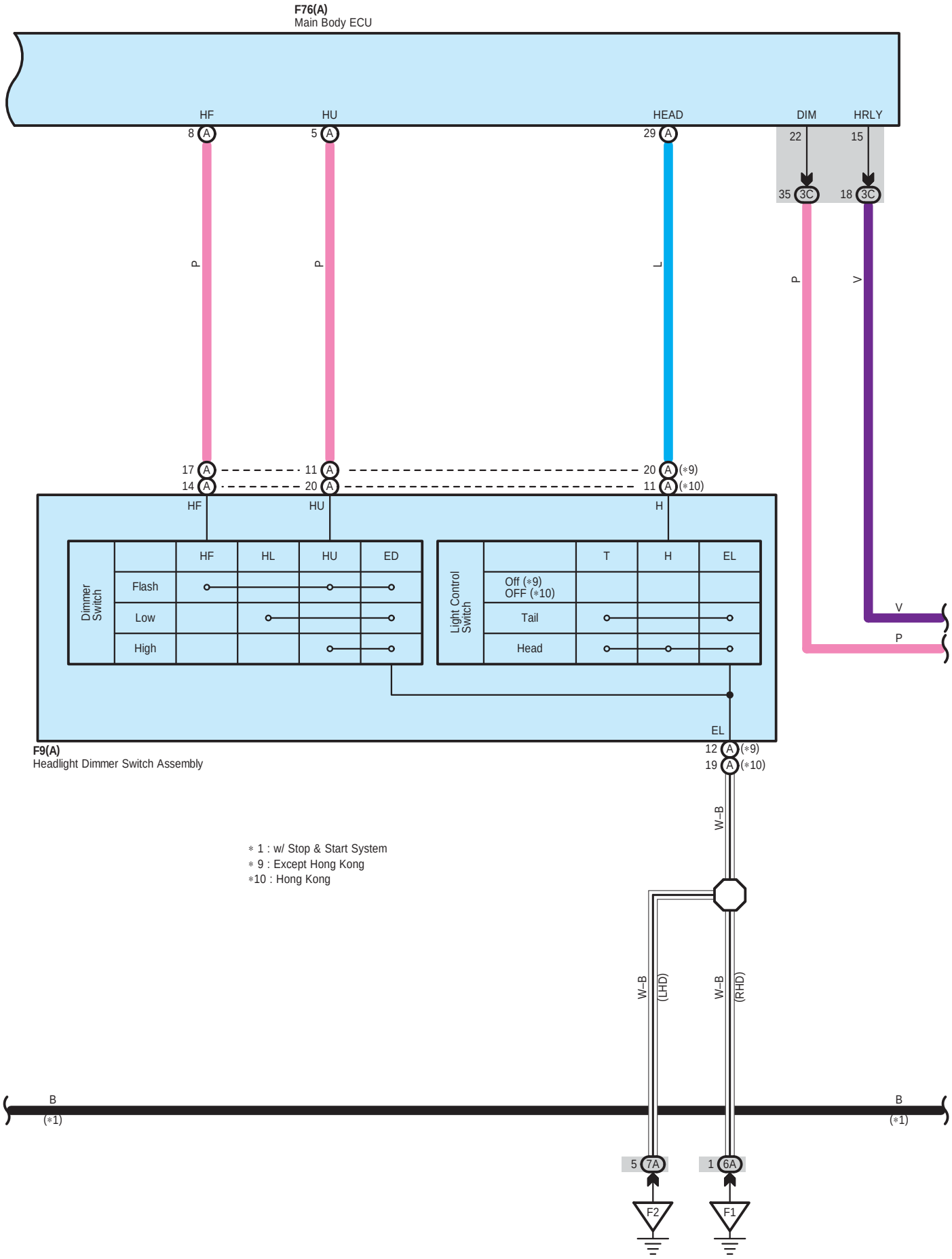
F76(A)
Main Body ECU
HF
HU
HEAD
DIM
HRLY
8 A
5 A
29 A
22
15
35 3C
18 3C
P
P
L
P
V
17 A
14 A
11 A
20 A
20 A (*9)
11 A (*10)
HF
HU
H
Dimmer Switch
HF
HL
HU
ED
Flash
Low
High
Light Control Switch
T
H
EL
Off (*9)
OFF (*10)
Tail
Head
V
P
EL
12 A (*9)
19 A (*10)
F9(A)
Headlight Dimmer Switch Assembly
W–B
* 1 : w/ Stop & Start System
* 9 : Except Hong Kong
*10 : Hong Kong
W–B
(LHD)
W–B
(RHD)
B
(*1)
B
(*1)
5 7A
1 6A
F2
F1

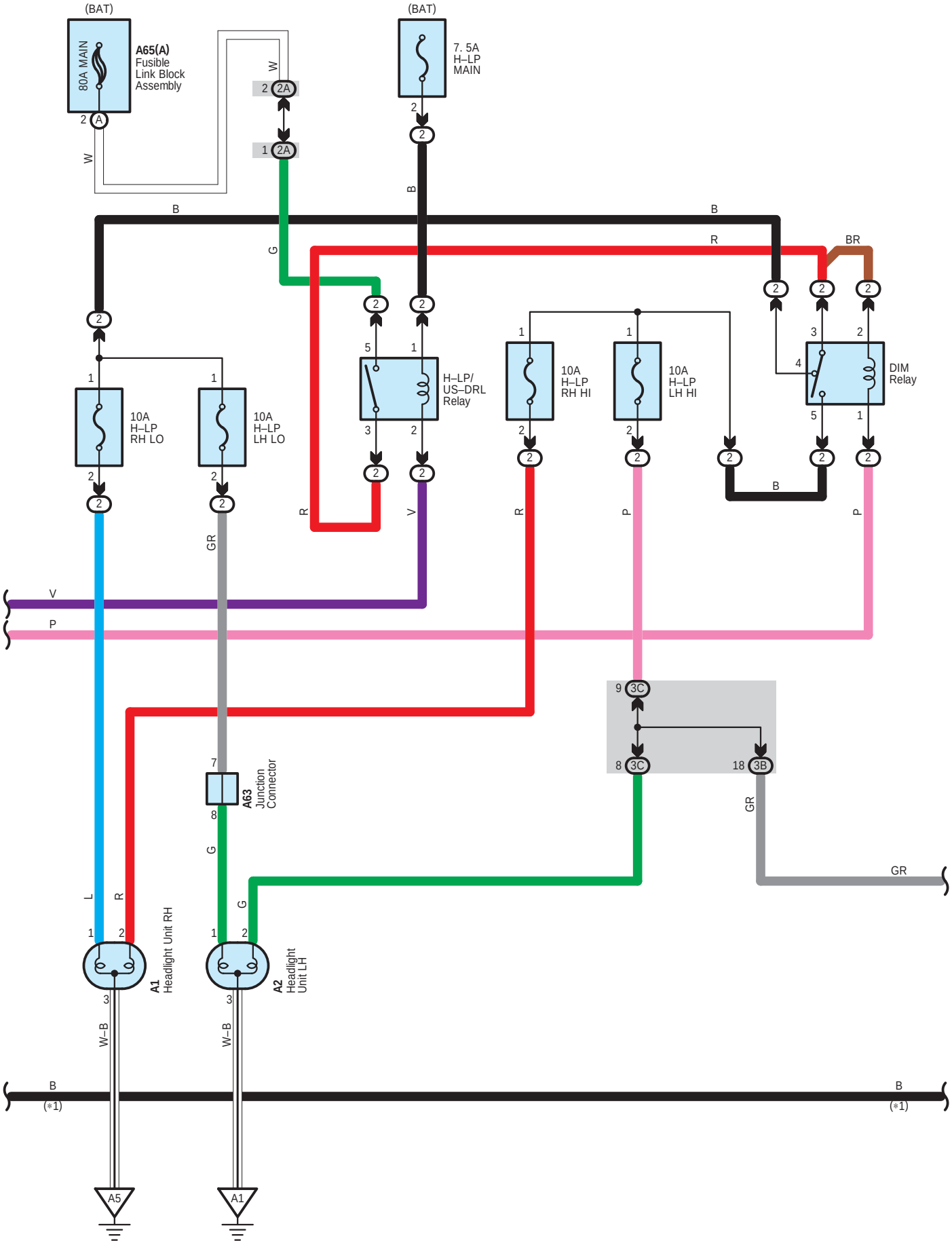
(BAT)
80A MAIN
A65(A)
Fusible
Link Block
Assembly
(BAT)
7. 5A
H–LP
MAIN
10A
H–LP
RH LO
10A
H–LP
LH LO
H–LP/
US–DRL
Relay
10A
H–LP
RH HI
10A
H–LP
LH HI
DIM
Relay
A63
Junction
Connector
A1
Headlight Unit RH
A2
Headlight
Unit LH
(*1)
(*1)
A5
A1

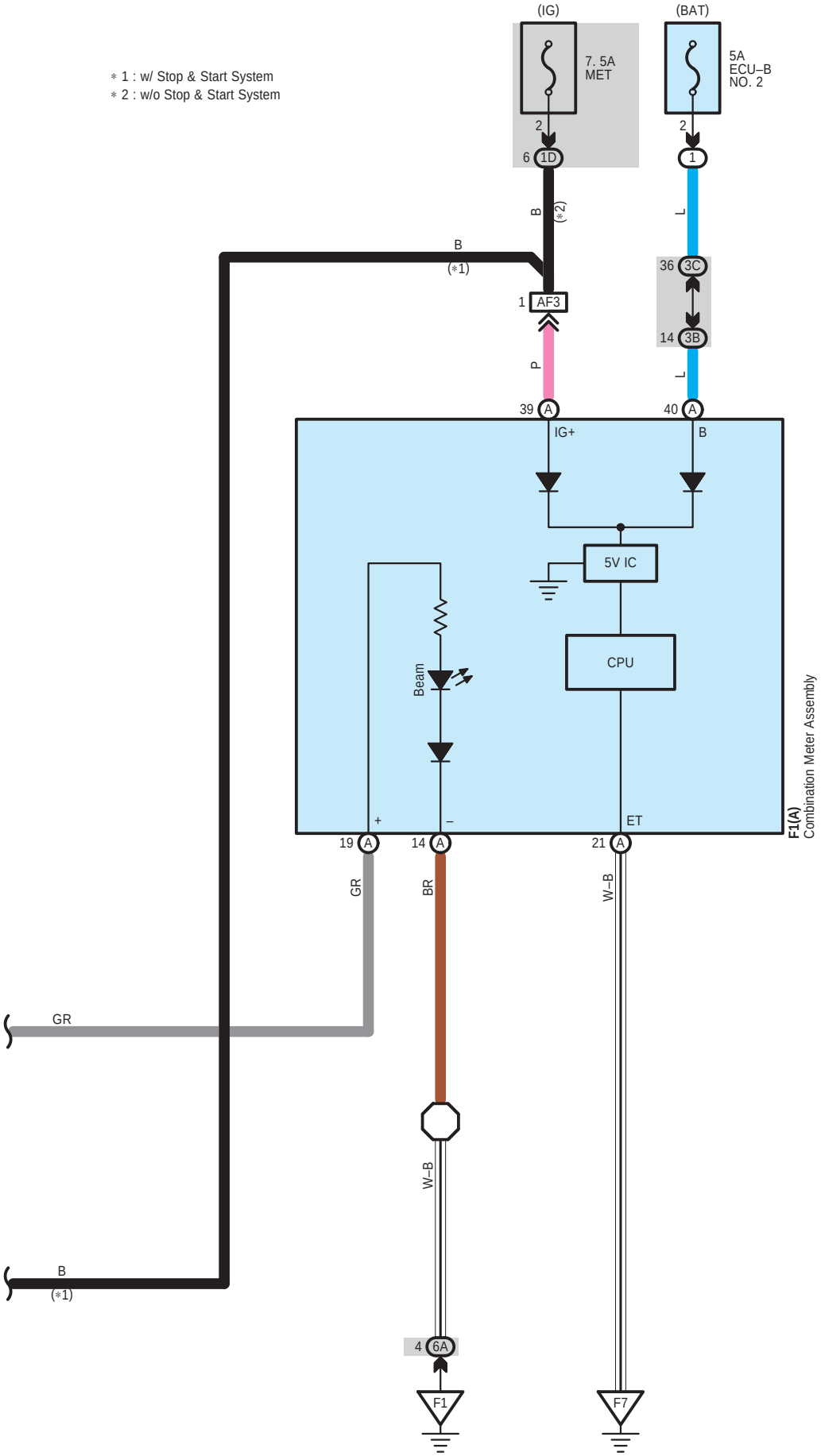
∗ 1 : w/ Stop & Start System
∗ 2 : w/o Stop & Start System
(IG)
(BAT)
7. 5A
MET
5A
ECU–B
NO. 2
2
6 1D
2
1
B
(∗2)
L
B
(∗1)
36 3C
1 AF3
14 3B
P
L
39 A
40 A
IG+
B
5V IC
CPU
Beam
+
–
ET
19 A
14 A
21 A
F1(A)
Combination Meter Assembly
GR
BR
W–B
GR
W–B
B
(∗1)
4 6A
F1
F7

A 1
White

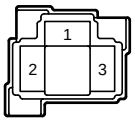

A 2
White

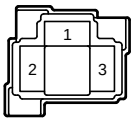

A 35
Black

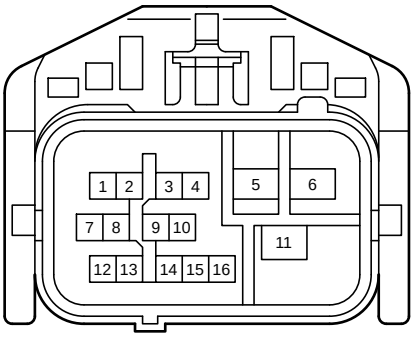

A 58
Black

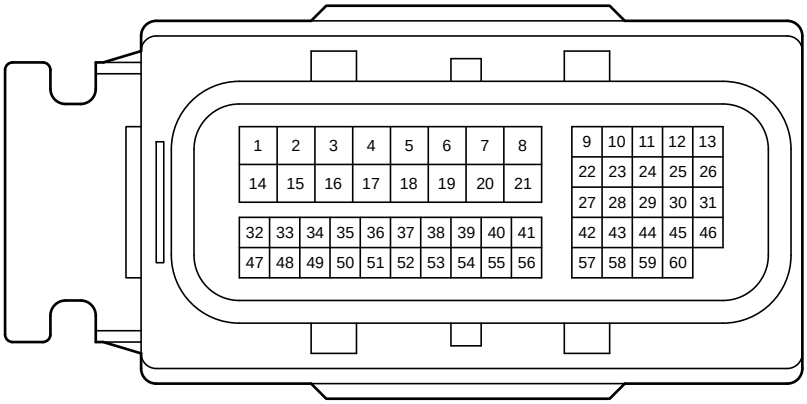

A 61
Blue

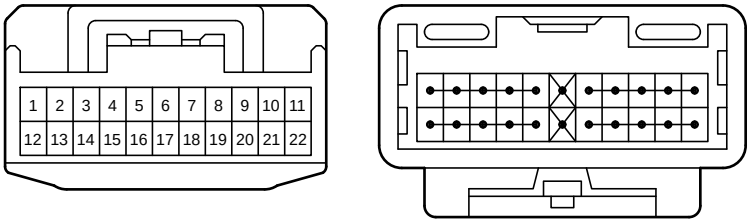

A 63
White

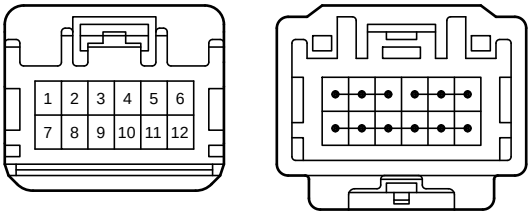

A 64
White

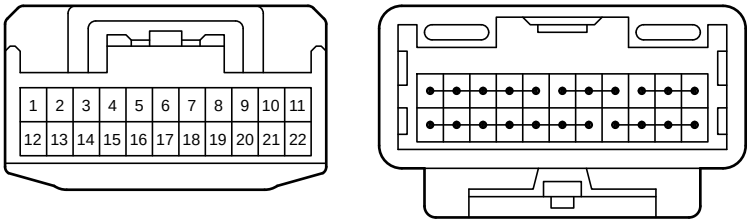

A 65
Black

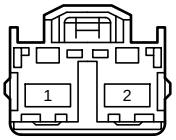

A 71
Black

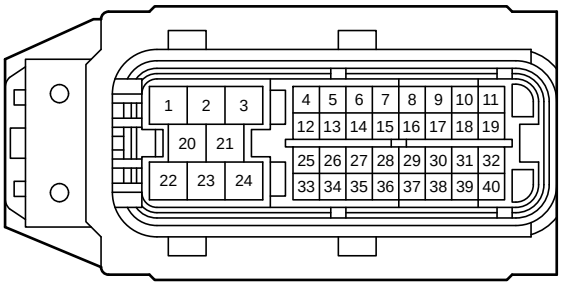

F 1
Black

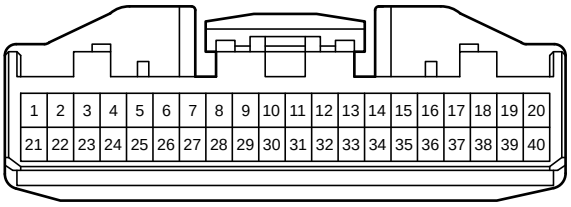

F 9
Black

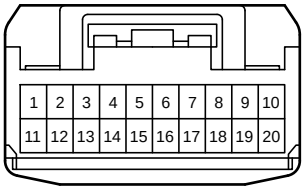

F 76
White

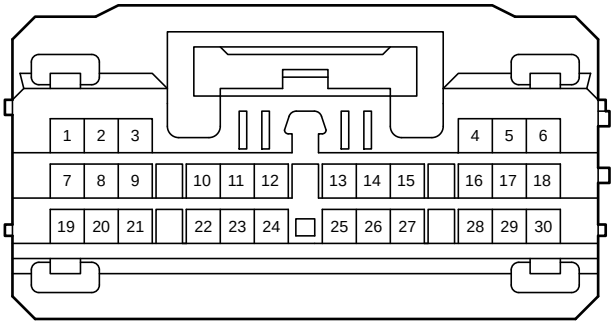

F 82
Blue

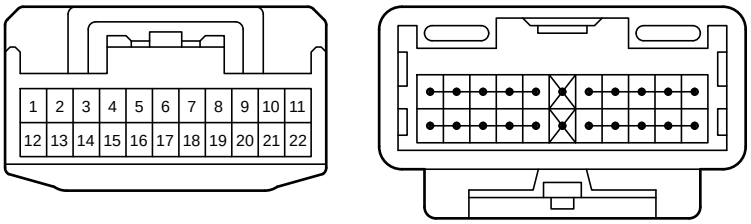

F 84
Black

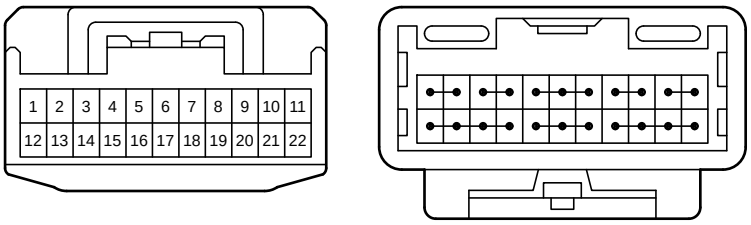

1D
White

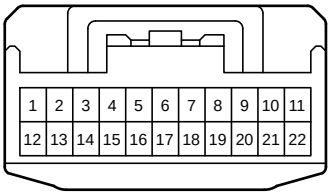

2A
White

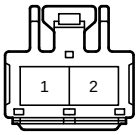

3A
White

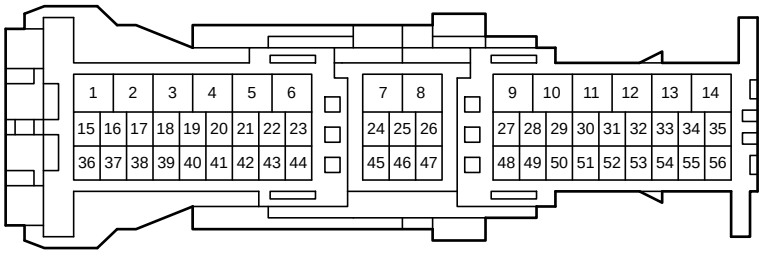

3B
White

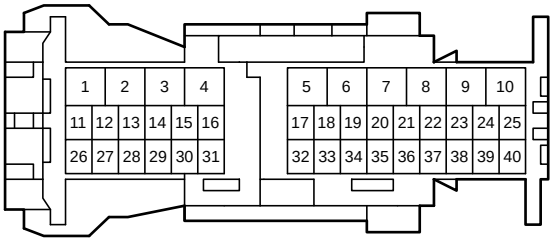

3C
White

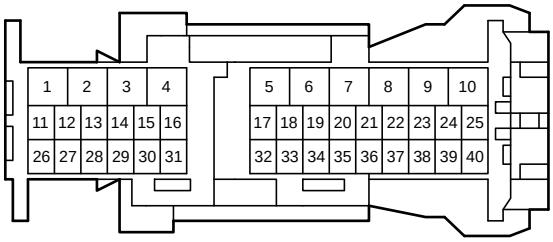

6A
White

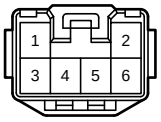

7A
White

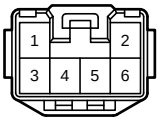

AF3
Black

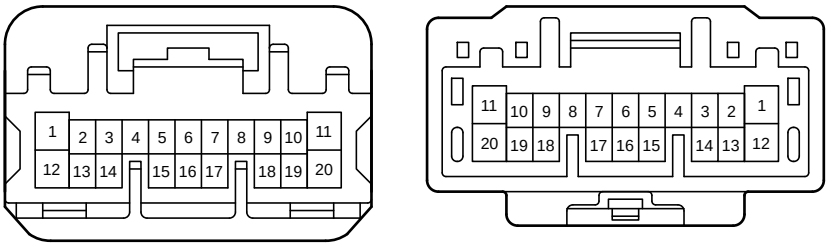
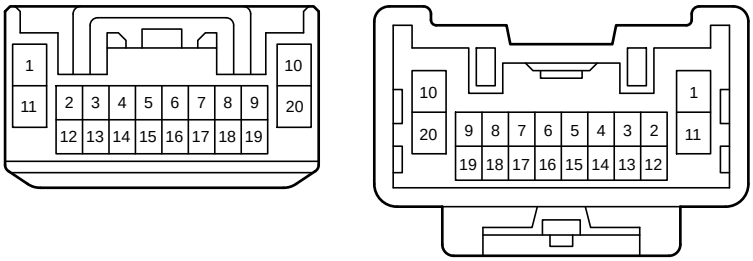
AF4
Gray