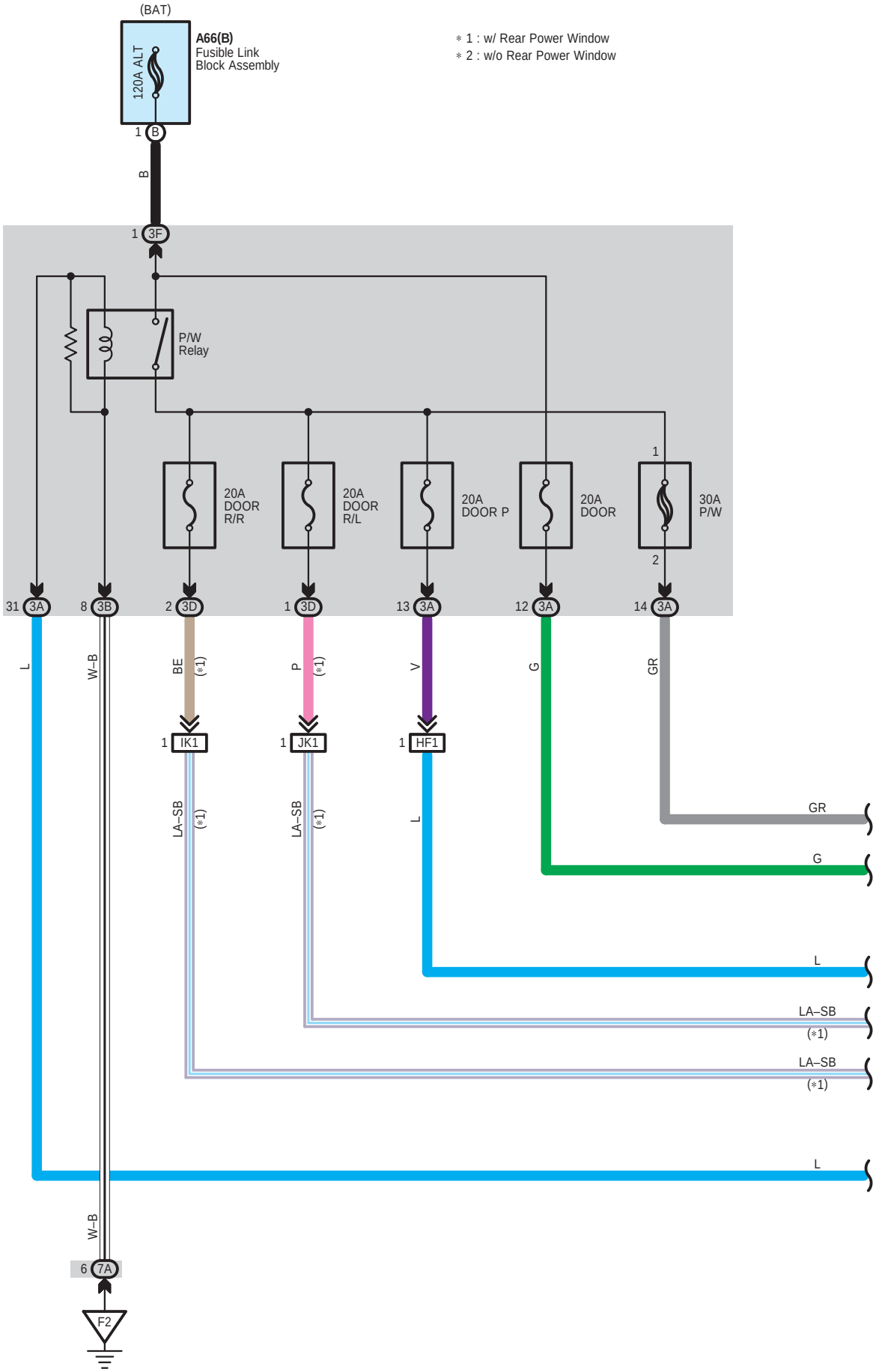
(BAT)
120A ALT
A66(B)
Fusible Link
Block Assembly
∗ 1 : w/ Rear Power Window
∗ 2 : w/o Rear Power Window
1 B
B
1 3F
P/W
Relay
20A
DOOR
R/R
20A
DOOR
R/L
20A
DOOR P
20A
DOOR
30A
P/W
1
2
31 3A
8 3B
2 3D
1 3D
13 3A
12 3A
14 3A
L
W–B
BE
(∗1)
P
(∗1)
V
G
GR
1 IK1
1 JK1
1 HF1
LA–SB
(∗1)
LA–SB
(∗1)
L
GR
G
L
LA–SB
(∗1)
LA–SB
(∗1)
L
W–B
6 7A
F2

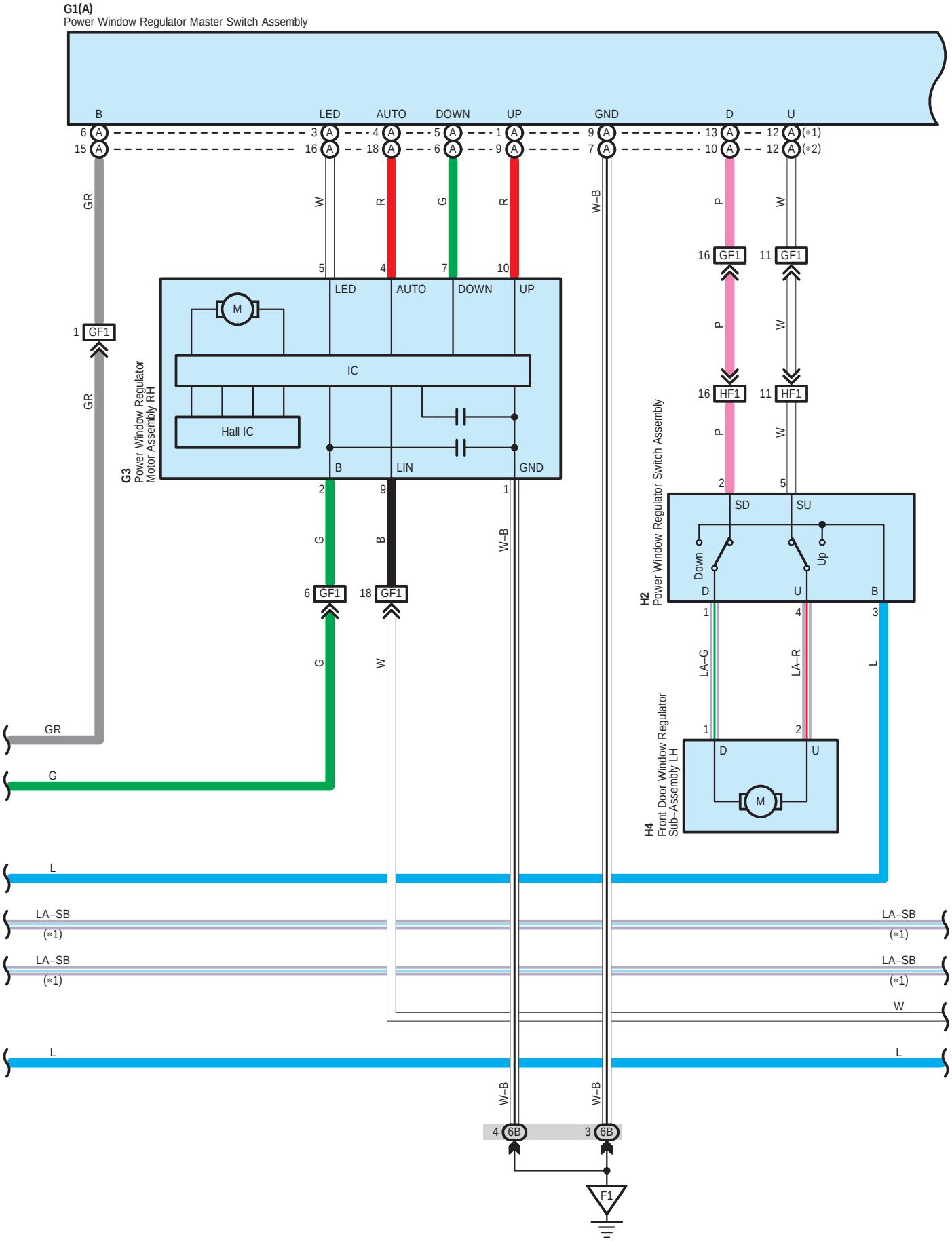
G1(A)
Power Window Regulator Master Switch Assembly
B
LED
AUTO
DOWN
UP
GND
D
U
6 A
15 A
3 A
16 A
4 A
18 A
5 A
6 A
1 A
9 A
9 A
7 A
13 A
10 A
12 A (*1)
12 A (*2)
GR
W
R
G
R
W–B
P
W
16 GF1
11 GF1
5
4
7
10
LED
AUTO
DOWN
UP
M
1 GF1
IC
Hall IC
G3
Power Window Regulator
Motor Assembly RH
B
LIN
GND
16 HF1
11 HF1
2
5
SD
SU
Down
Up
D
U
B
H2
Power Window Regulator Switch Assembly
2
9
1
G
B
W–B
6 GF1
18 GF1
1
4
3
LA–G
LA–R
L
1
2
D
U
M
H4
Front Door Window Regulator
Sub–Assembly LH
GR
G
L
LA–SB
(*1)
W
4 6B
3 6B
F1

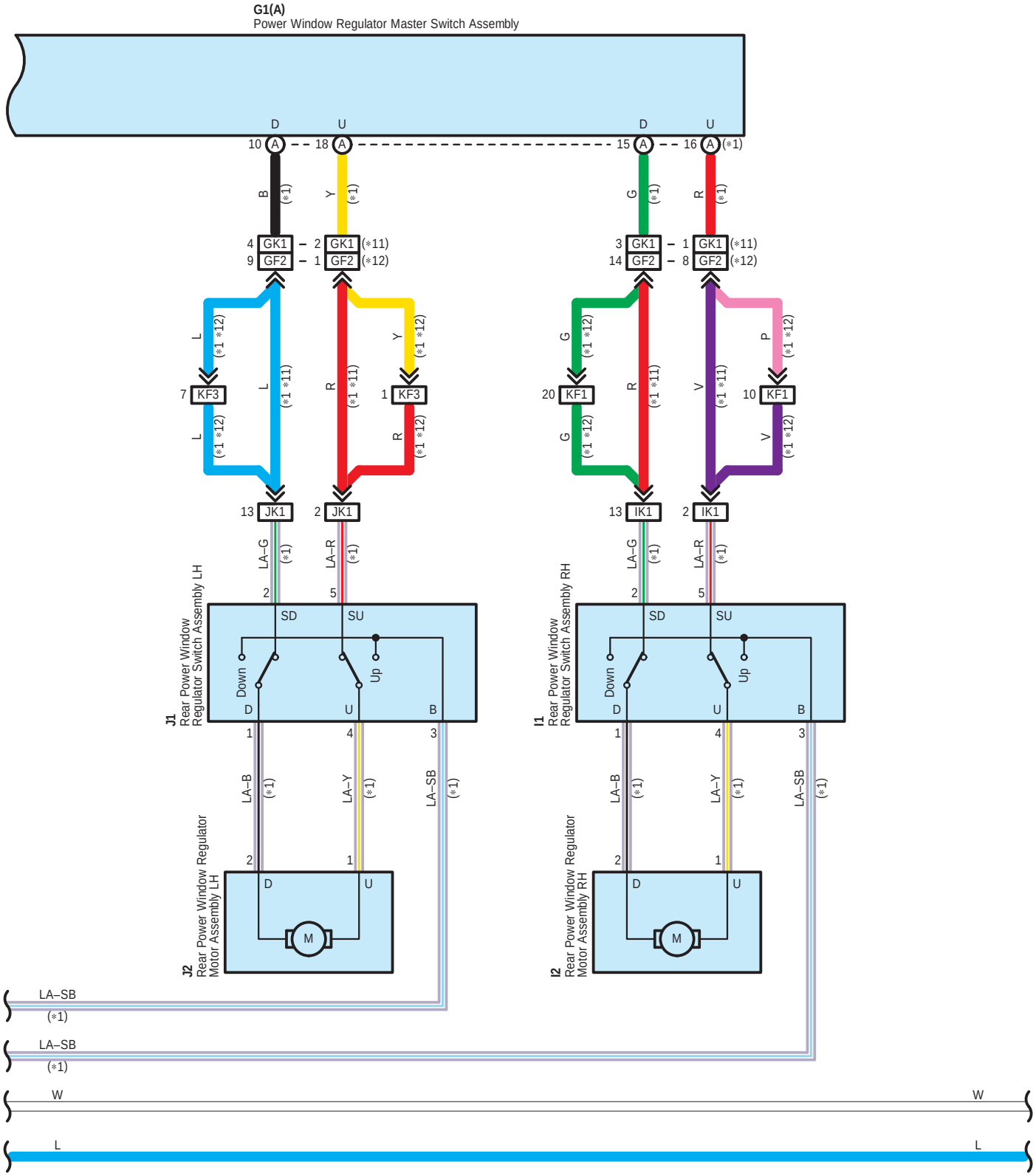
G1(A)
Power Window Regulator Master Switch Assembly
D
U
10 A
18 A
15 A
16 A (*1)
B (*1)
Y (*1)
G (*1)
R (*1)
4 GK1
9 GF2
2 GK1 (*11)
1 GF2 (*12)
3 GK1
14 GF2
1 GK1 (*11)
8 GF2 (*12)
L (*1 *12)
L (*1 *11)
R (*1 *11)
Y (*1 *12)
R (*1 *12)
G (*1 *12)
R (*1 *11)
V (*1 *11)
P (*1 *12)
V (*1 *12)
7 KF3
1 KF3
20 KF1
10 KF1
13 JK1
2 JK1
13 IK1
2 IK1
LA–G (*1)
LA–R (*1)
J1
Rear Power Window Regulator Switch Assembly LH
I1
Rear Power Window Regulator Switch Assembly RH
SD
SU
Down
Up
LA–B (*1)
LA–Y (*1)
LA–SB (*1)
J2
Rear Power Window Regulator Motor Assembly LH
I2
Rear Power Window Regulator Motor Assembly RH
M
LA–SB
(*1)
W
L

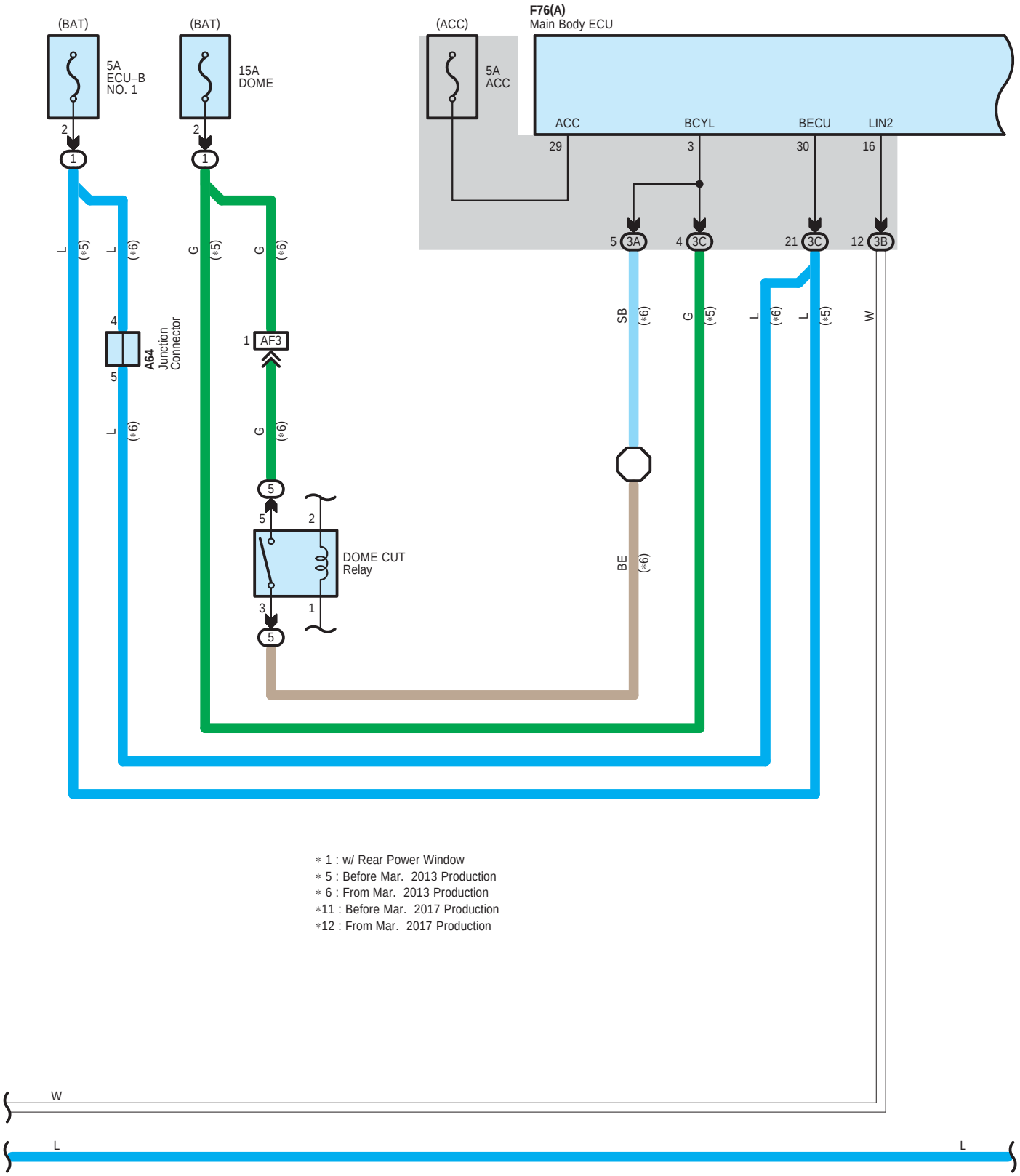

∗ 1 : w/ Rear Power Window
∗ 5 : Before Mar. 2013 Production
∗ 6 : From Mar. 2013 Production
∗11 : Before Mar. 2017 Production
∗12 : From Mar. 2017 Production

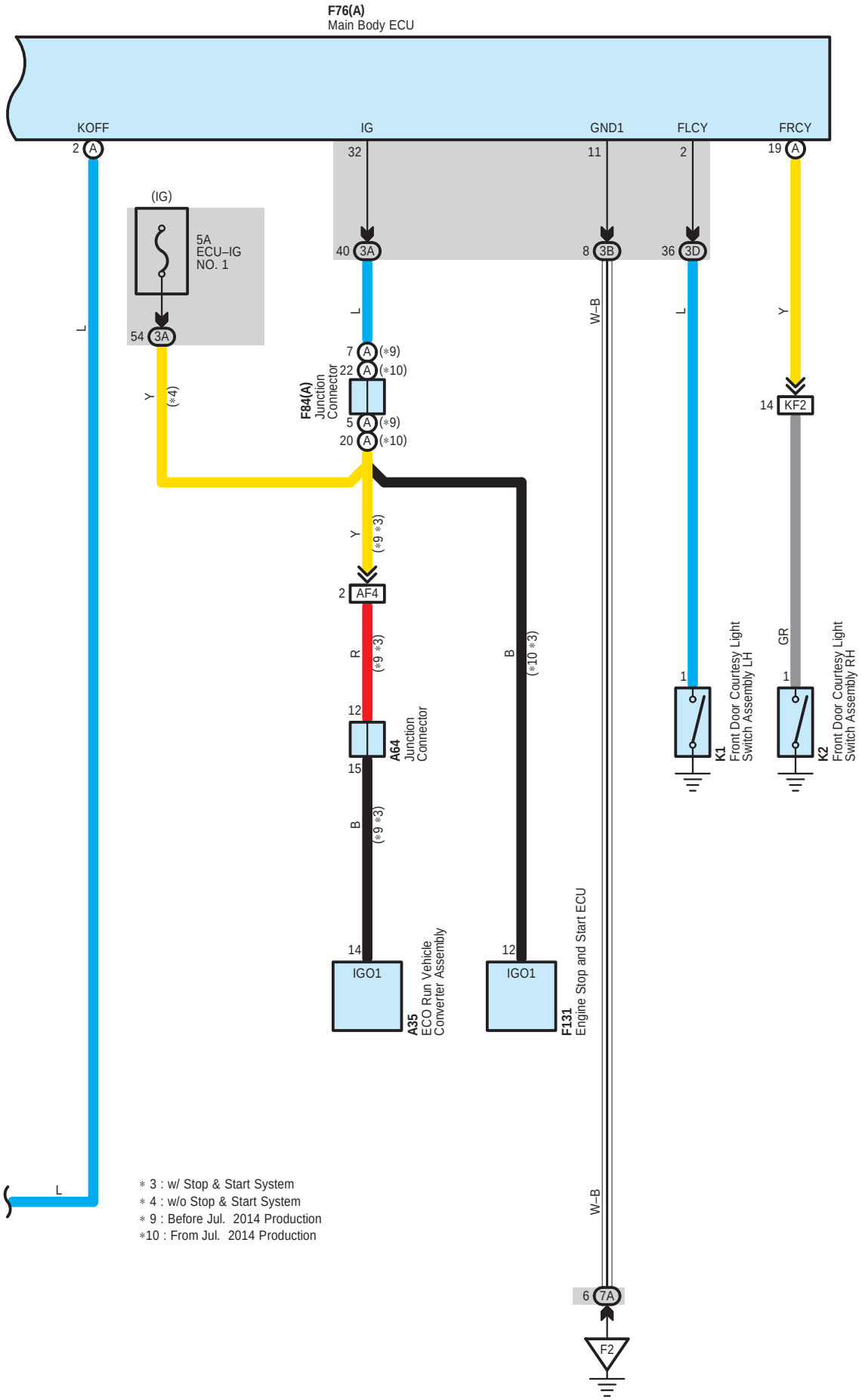
F76(A)
Main Body ECU
KOFF
IG
GND1
FLCY
FRCY
2 A
32
11
2
19 A
(IG)
5A
ECU–IG
NO. 1
54 3A
40 3A
8 3B
36 3D
L
Y
(*4)
7 A (*9)
22 A (*10)
F84(A)
Junction
Connector
5 A (*9)
20 A (*10)
Y
(*9 *3)
2 AF4
R
(*9 *3)
12
A64
Junction
Connector
15
B
(*9 *3)
B
(*10 *3)
14
IGO1
A35
ECO Run Vehicle
Converter Assembly
12
IGO1
F131
Engine Stop and Start ECU
W–B
W–B
L
L
Y
14 KF2
GR
1
1
K1
Front Door Courtesy Light
Switch Assembly LH
K2
Front Door Courtesy Light
Switch Assembly RH
6 7A
F2
L
* 3 : w/ Stop & Start System
* 4 : w/o Stop & Start System
* 9 : Before Jul. 2014 Production
*10 : From Jul. 2014 Production

A 35
Black

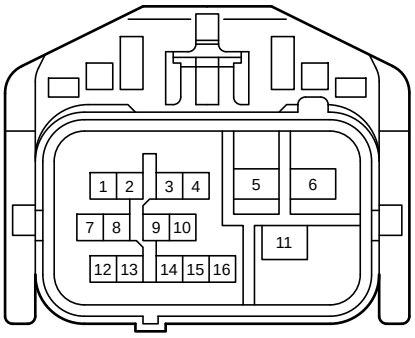

A 64
White

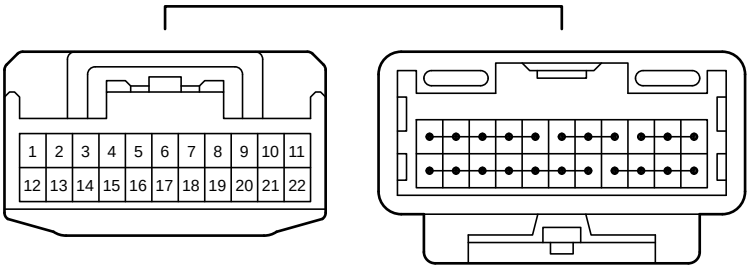

A 66
White

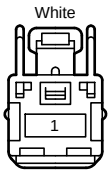

F 76
White

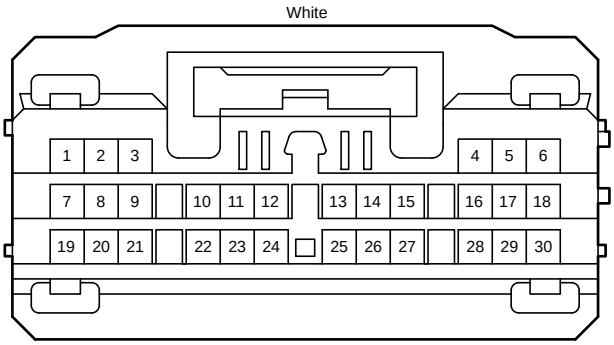

F 84
Black

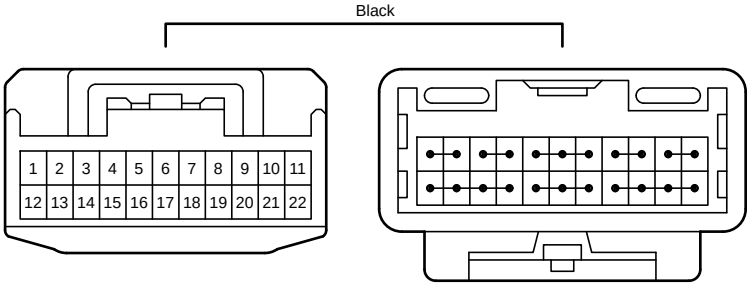

F131
Black

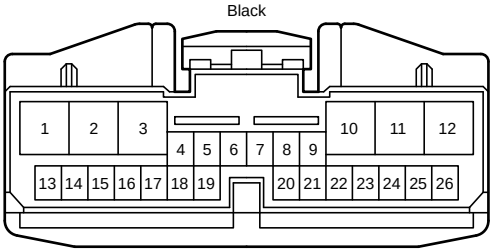

G 1
White

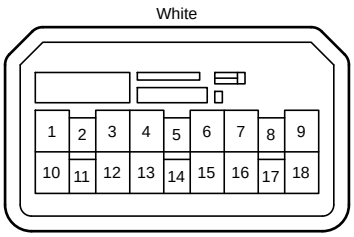

G 3
White

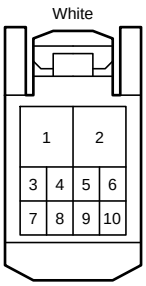

H 2
White

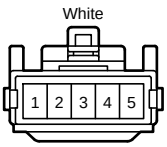

H 4
Black

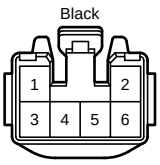

I 1
White

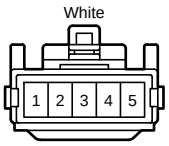

I 2
Black

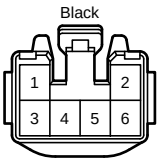

J 1
White

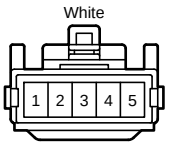

J 2
Black

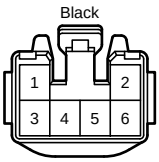

K 1
White

K 2
White

3A
White

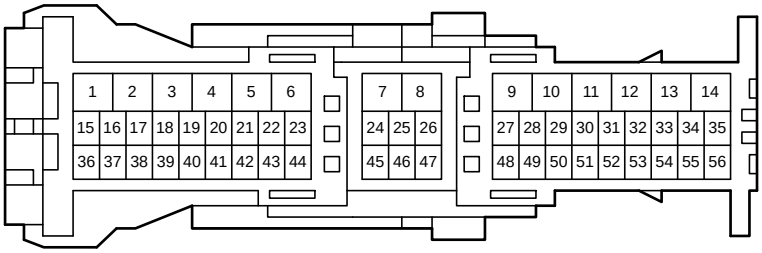

3B
White

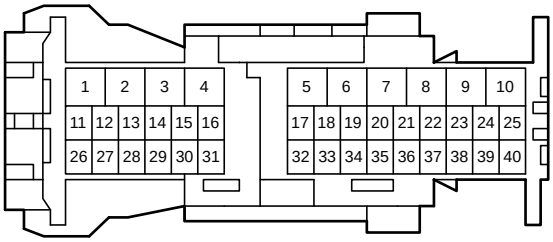

3C
White

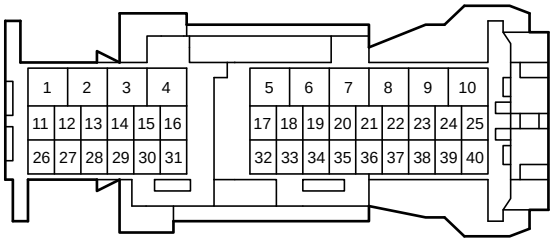

3D
White

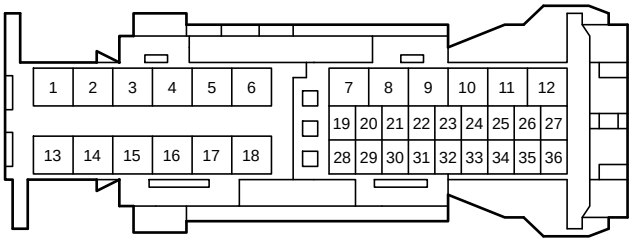

3F
White

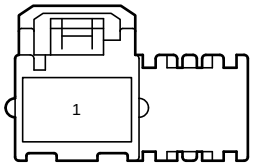

6B
White

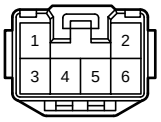

7A
White

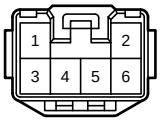

AF3
Black

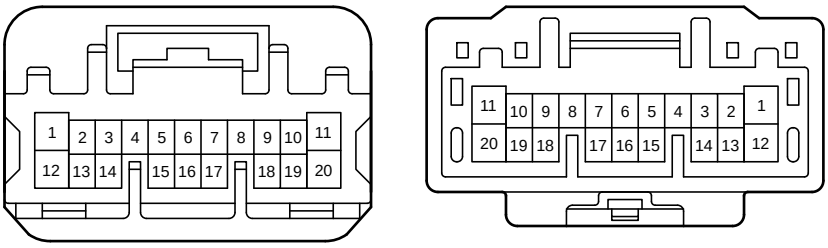

AF4
Gray

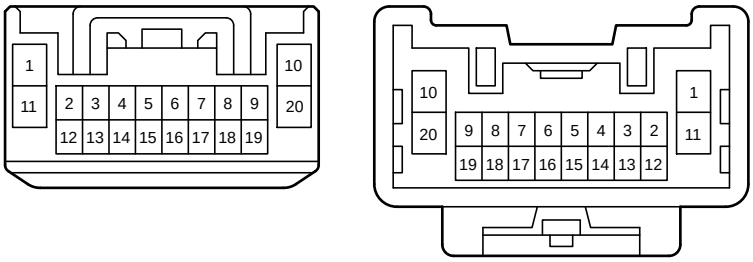

GF1
White

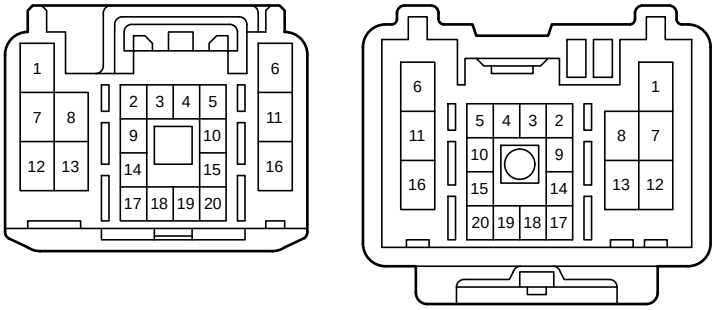

GF2
White

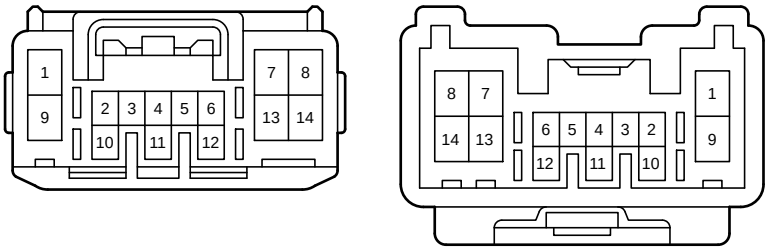

GK1
White

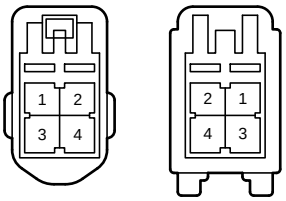

HF1
White

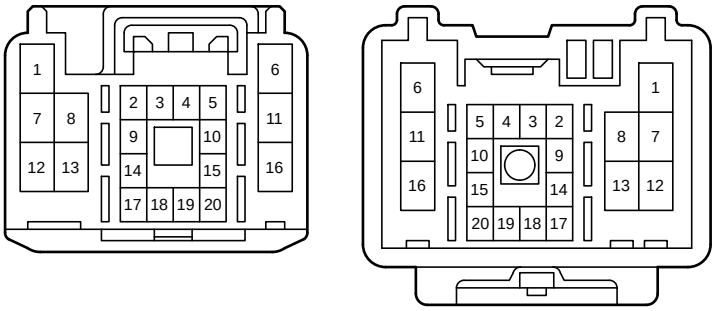

IK1
White

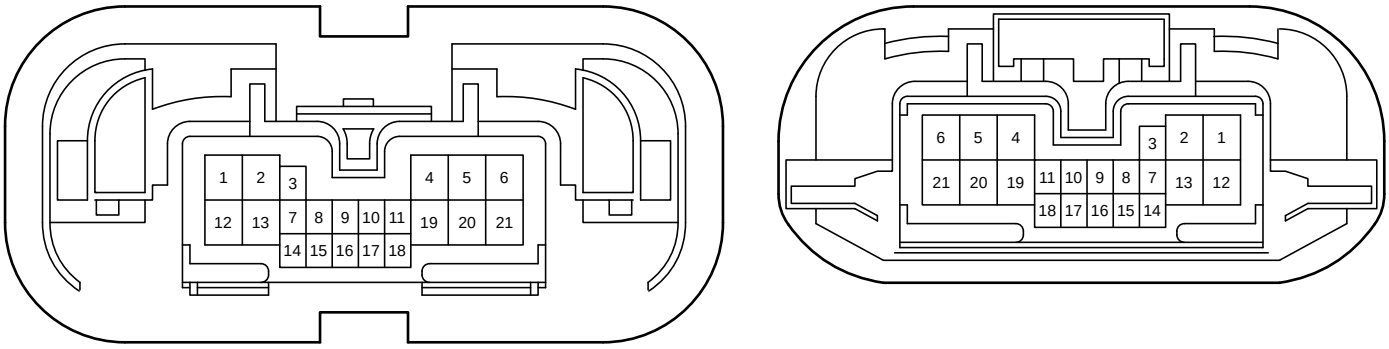

JK1
White

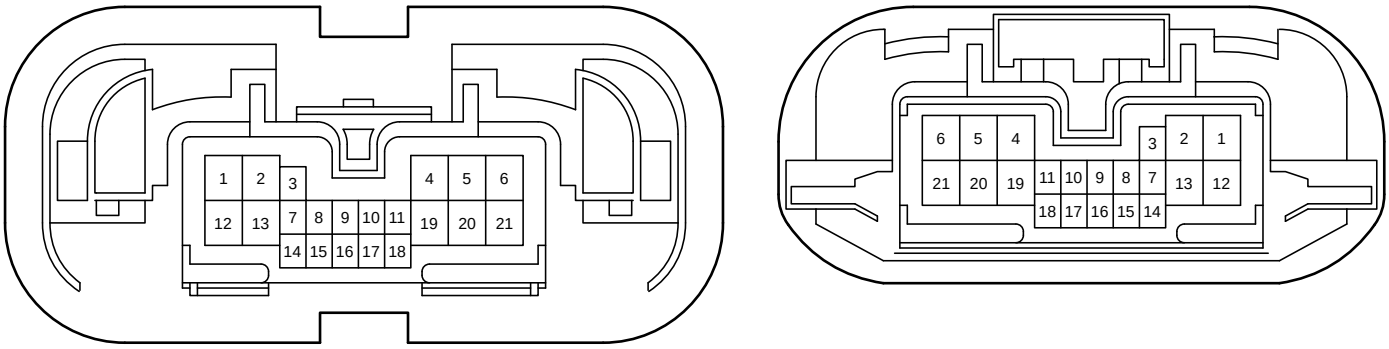

KF1
White

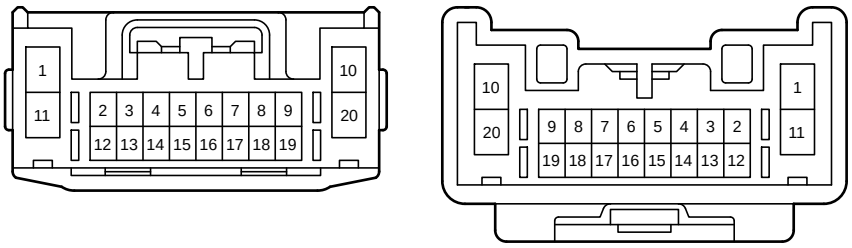

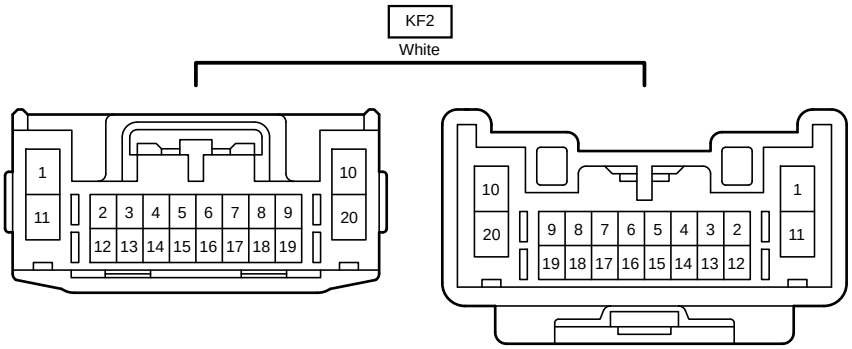
KF2
White
1
11
2 3 4 5 6 7 8 9
12 13 14 15 16 17 18 19
10
20
10
20
9 8 7 6 5 4 3 2
19 18 17 16 15 14 13 12
1
11

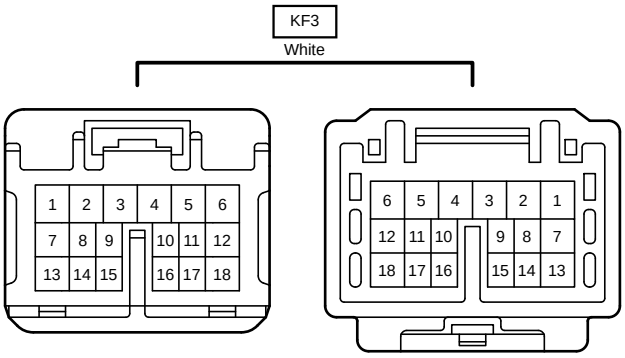
KF3
White
1 2 3 4 5 6
7 8 9 10 11 12
13 14 15 16 17 18
6 5 4 3 2 1
12 11 10 9 8 7
18 17 16 15 14 13