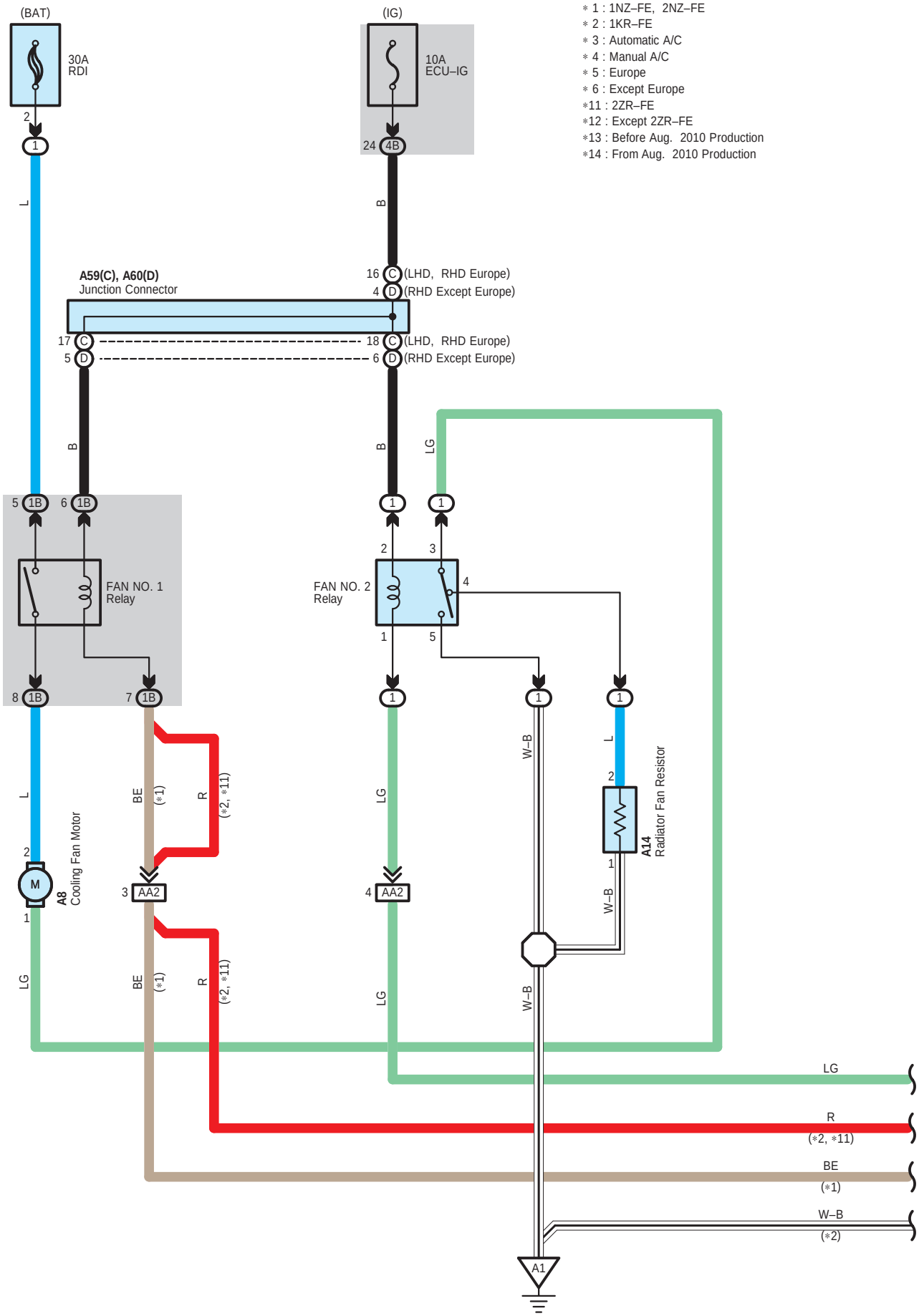
(BAT)
30A
RDI
(IG)
10A
ECU–IG
∗1 : 1NZ–FE, 2NZ–FE
∗2 : 1KR–FE
∗3 : Automatic A/C
∗4 : Manual A/C
∗5 : Europe
∗6 : Except Europe
∗11 : 2ZR–FE
∗12 : Except 2ZR–FE
∗13 : Before Aug. 2010 Production
∗14 : From Aug. 2010 Production
A59(C), A60(D)
Junction Connector
16 C (LHD, RHD Europe)
4 D (RHD Except Europe)
17 C
5 D
18 C (LHD, RHD Europe)
6 D (RHD Except Europe)
FAN NO. 1
Relay
FAN NO. 2
Relay
A8
Cooling Fan Motor
A14
Radiator Fan Resistor
AA2
A1
L
B
LG
BE
R
W–B
(∗1)
(∗2, ∗11)
(∗2)

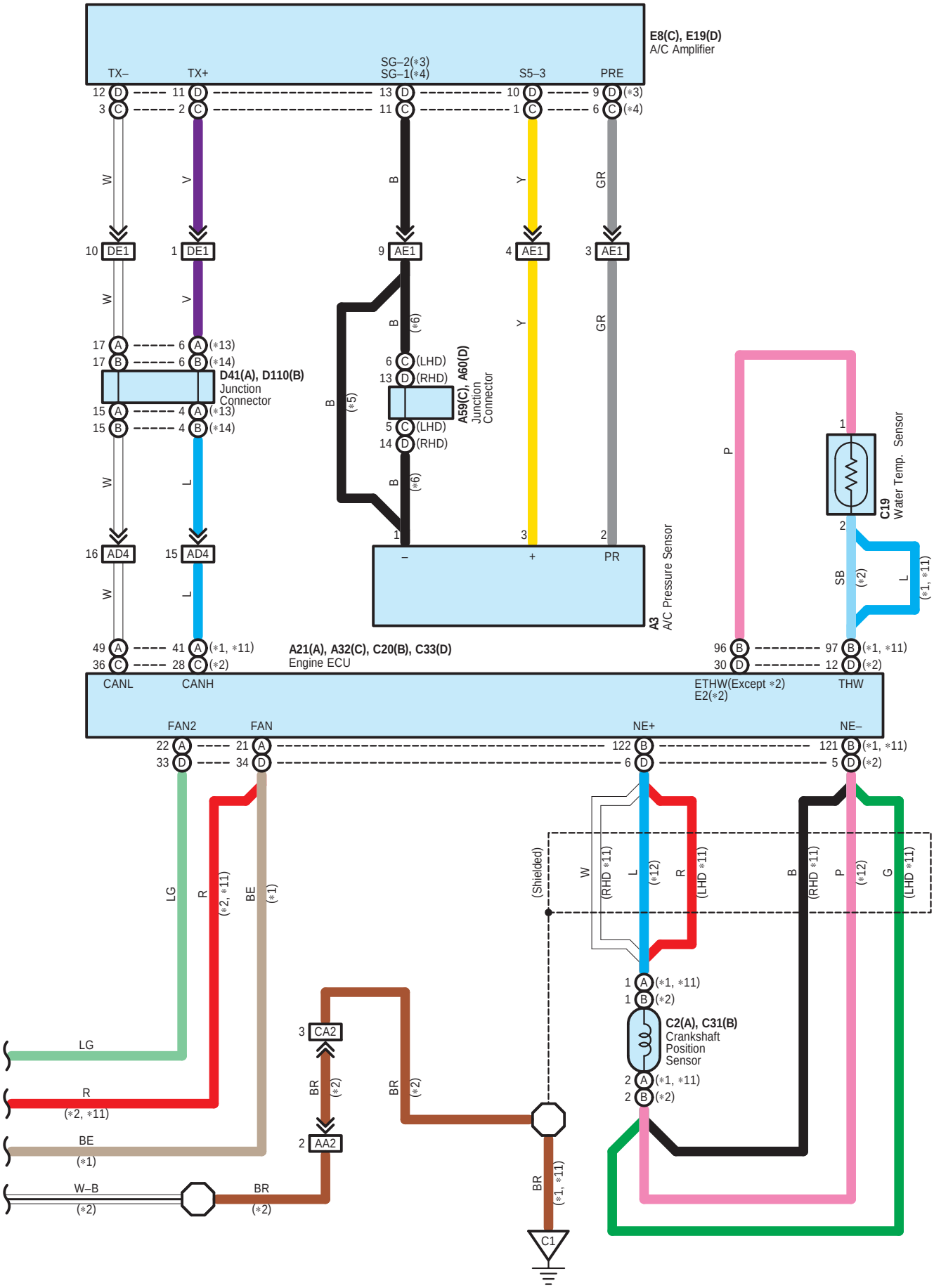
E8(C), E19(D)
A/C Amplifier
TX–
TX+
SG–2(*3)
SG–1(*4)
S5–3
PRE
DE1
AE1
AD4
D41(A), D110(B)
Junction
Connector
A59(C), A60(D)
Junction
Connector
A3
A/C Pressure Sensor
C19
Water Temp. Sensor
A21(A), A32(C), C20(B), C33(D)
Engine ECU
CANL
CANH
ETHW(Except *2)
E2(*2)
THW
FAN2
FAN
NE+
NE–
(Shielded)
C2(A), C31(B)
Crankshaft
Position
Sensor
CA2
AA2
C1

A 3
Black



A 8
Gray

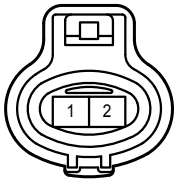

A 14
Black

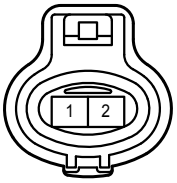

A 21
Black

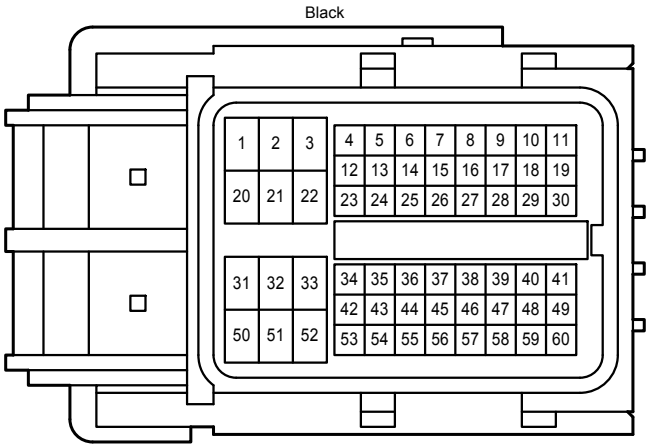

A 32
Black

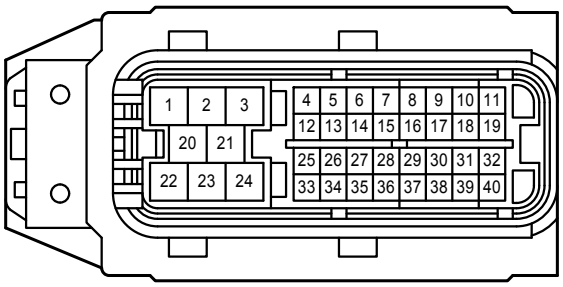

A 59
White

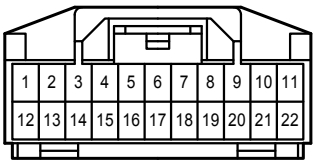

A 60
White

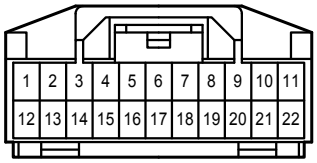

C 2
Black

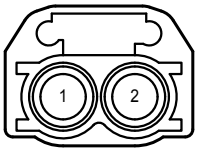

C 19
Black

C 20
Black

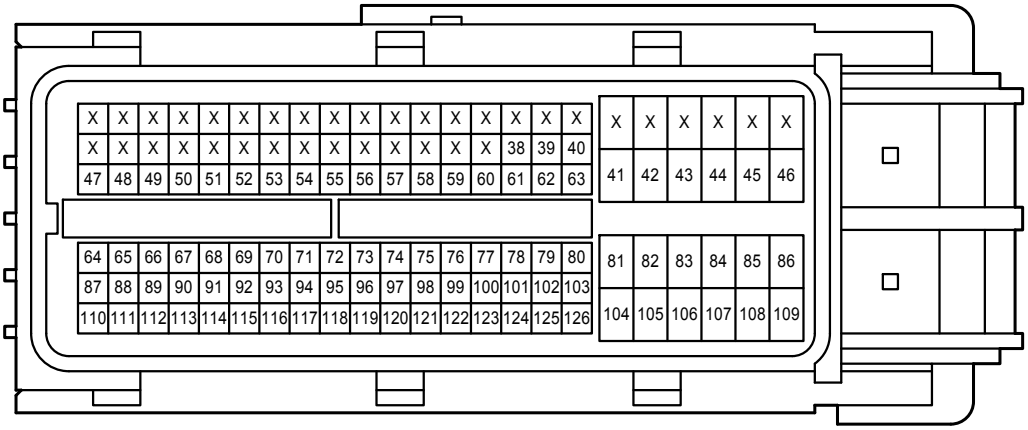

C 31
Black

C 33
Black

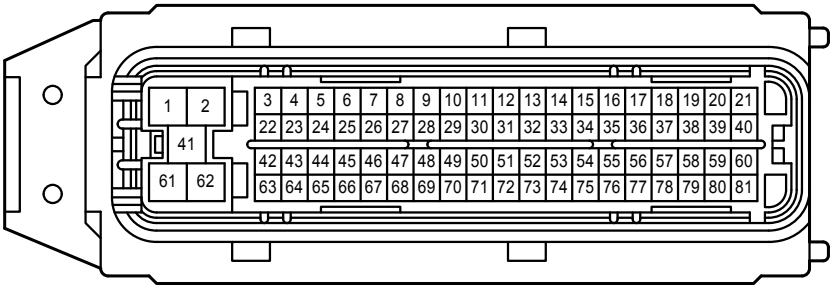

D 41
White

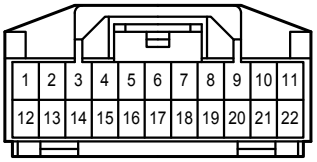

D110
White

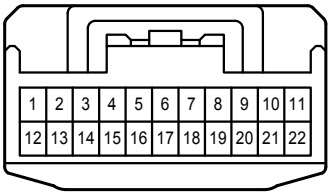

E 8
White

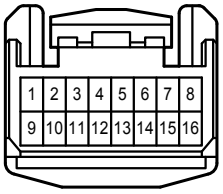

(TMMF Made From Nov. 2008 Production, TMC Made H/B From Aug. 2008 Production, S/D From Aug. 2007 Production)

E 19
White

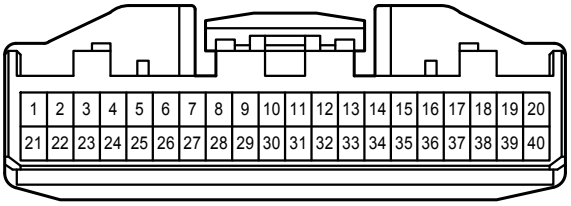

1B
White

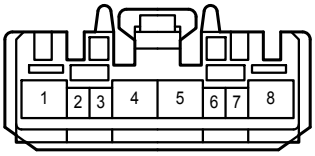

4B
White

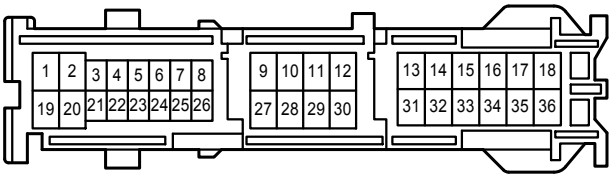

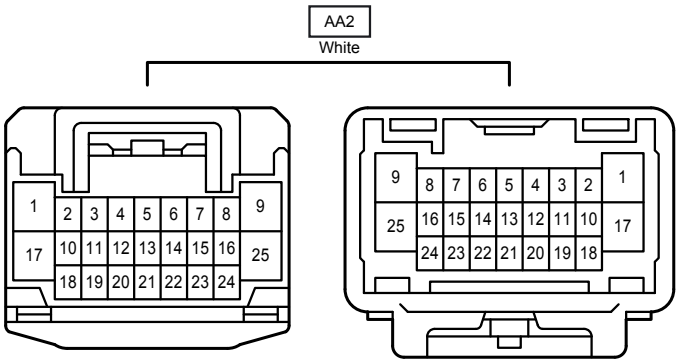
AA2
White
1 2 3 4 5 6 7 8 9
17 10 11 12 13 14 15 16 25
18 19 20 21 22 23 24
9 8 7 6 5 4 3 2 1
25 16 15 14 13 12 11 10 17
24 23 22 21 20 19 18

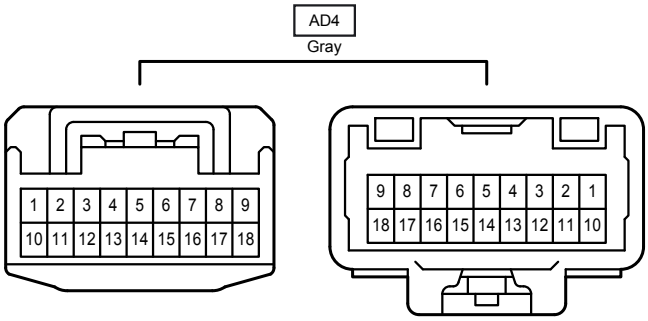
AD4
Gray
1 2 3 4 5 6 7 8 9
10 11 12 13 14 15 16 17 18
9 8 7 6 5 4 3 2 1
18 17 16 15 14 13 12 11 10

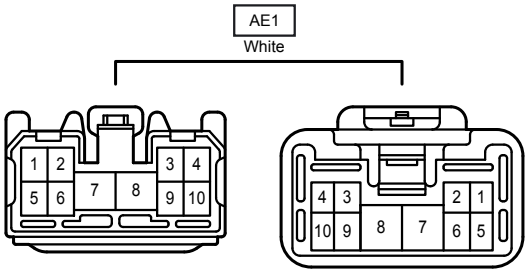
AE1
White
1 2 3 4
5 6 7 8 9 10
4 3 2 1
10 9 8 7 6 5

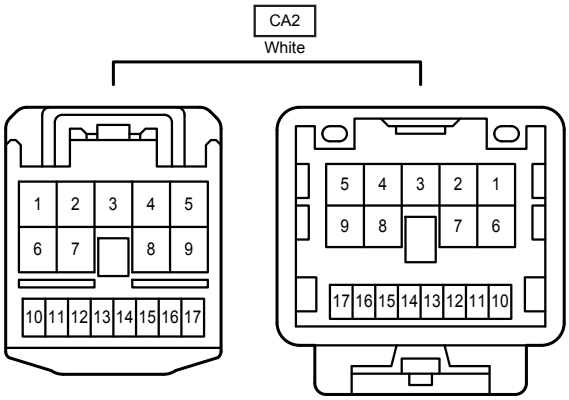
CA2
White
1 2 3 4 5
6 7 8 9
10 11 12 13 14 15 16 17
5 4 3 2 1
9 8 7 6
17 16 15 14 13 12 11 10

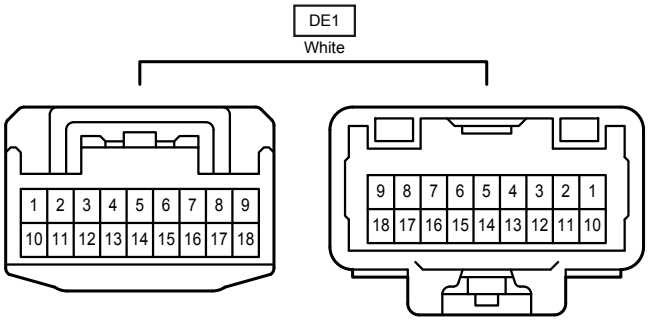
DE1
White
1 2 3 4 5 6 7 8 9
10 11 12 13 14 15 16 17 18
9 8 7 6 5 4 3 2 1
18 17 16 15 14 13 12 11 10