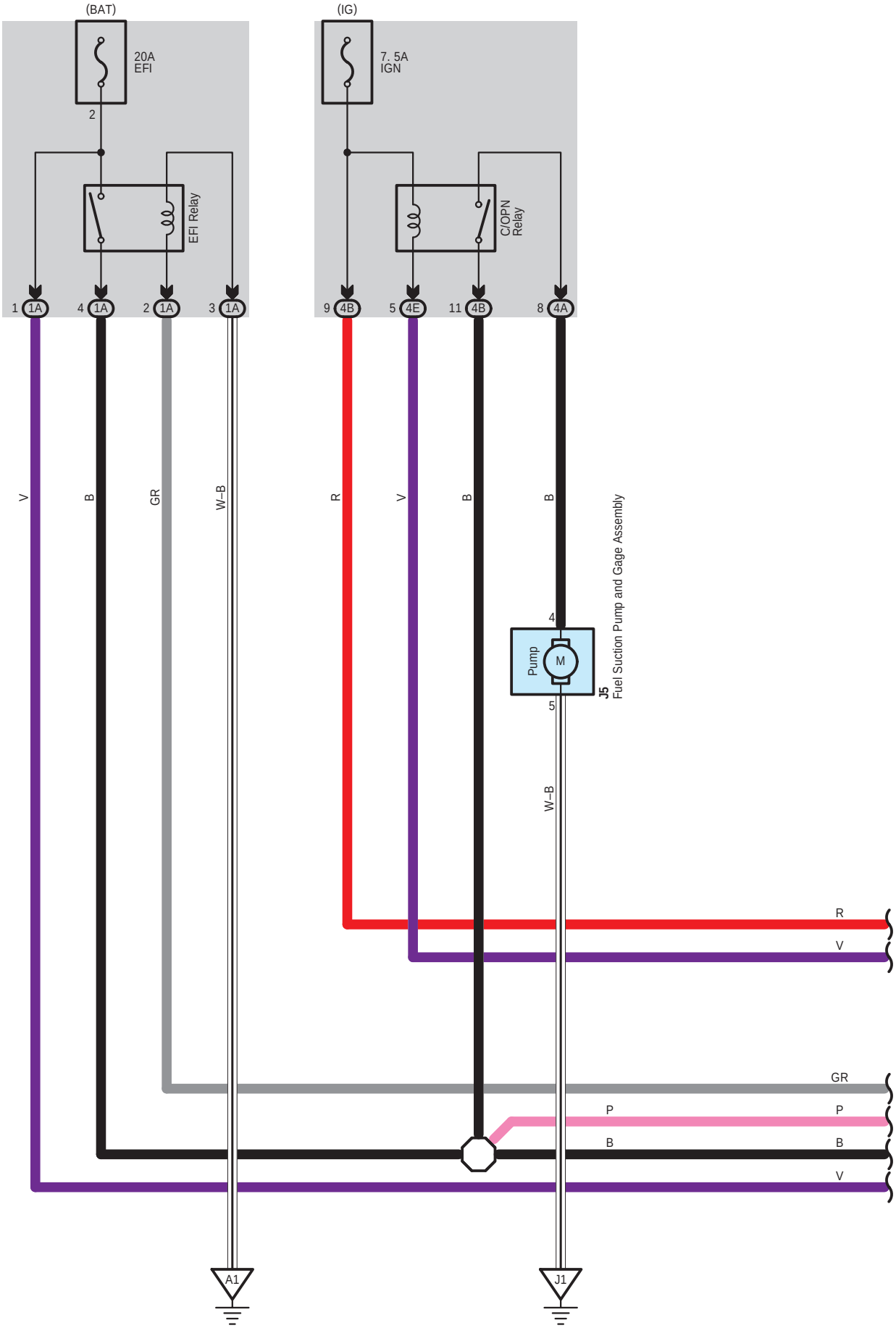
(BAT)
20A
EFI
2
EFI Relay
1 1A
4 1A
2 1A
3 1A
(IG)
7. 5A
IGN
C/OPN
Relay
9 4B
5 4E
11 4B
8 4A
V
B
GR
W–B
R
V
B
B
4
Pump
M
5
J5
Fuel Suction Pump and Gage Assembly
W–B
R
V
GR
P
P
B
B
V
A1
J1

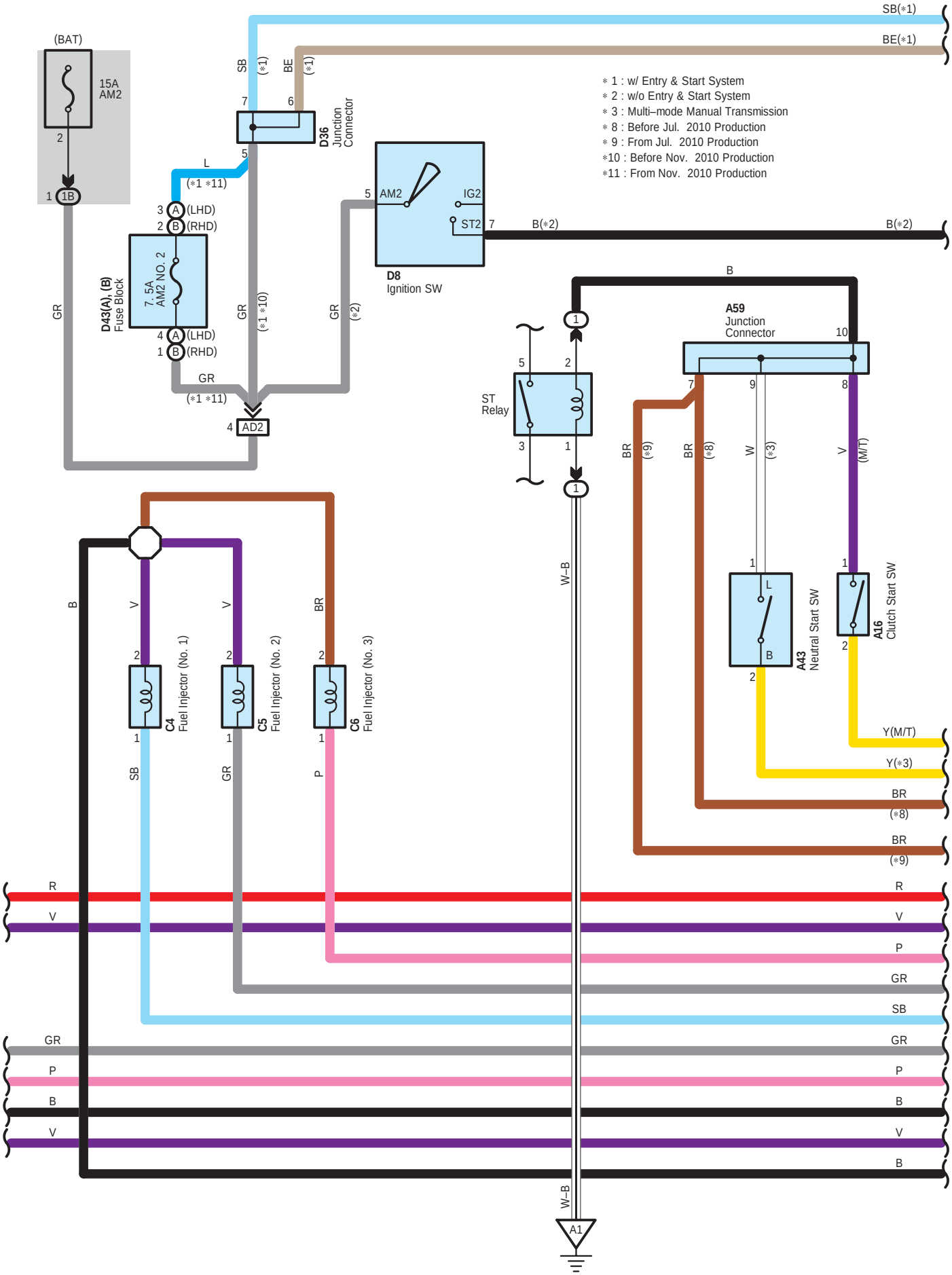
(BAT)
15A
AM2
1B
SB(*1)
BE(*1)
SB
(*1)
BE
(*1)
D36
Junction
Connector
L
(*1 *11)
(LHD)
(RHD)
D43(A), (B)
Fuse Block
7. 5A
AM2 NO. 2
GR
(*1 *10)
(*2)
AD2
AM2
IG2
ST2
D8
Ignition SW
B(*2)
* 1 : w/ Entry & Start System
* 2 : w/o Entry & Start System
* 3 : Multi–mode Manual Transmission
* 8 : Before Jul. 2010 Production
* 9 : From Jul. 2010 Production
*10 : Before Nov. 2010 Production
*11 : From Nov. 2010 Production
A59
Junction
Connector
ST
Relay
BR
(*9)
(*8)
W
(*3)
V
(M/T)
A43
Neutral Start SW
A16
Clutch Start SW
Y(M/T)
Y(*3)
W–B
C4
Fuse Injector (No. 1)
C5
Fuse Injector (No. 2)
C6
Fuse Injector (No. 3)
SB
P
R
V
B
A1

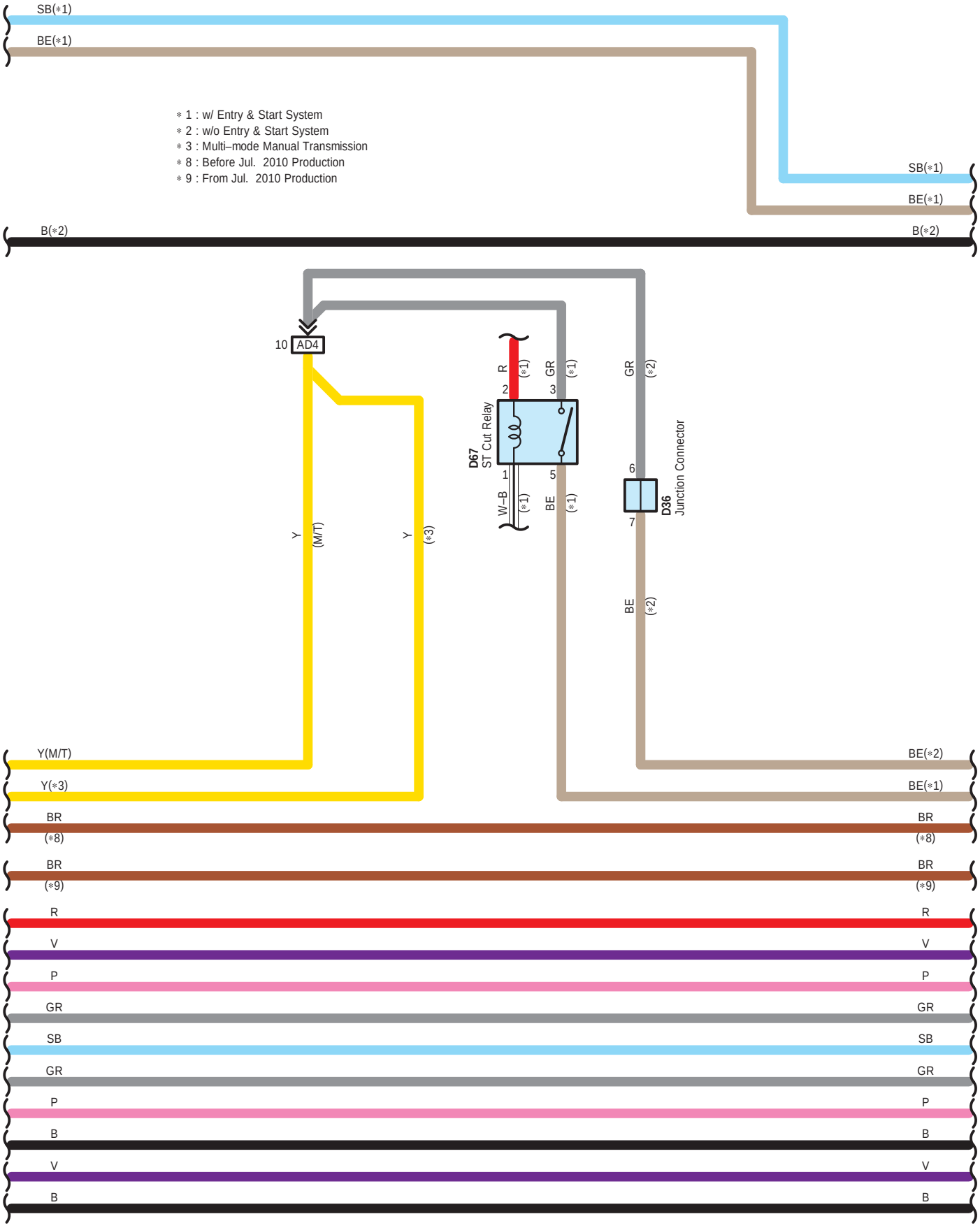
SB(*1)
BE(*1)
* 1 : w/ Entry & Start System
* 2 : w/o Entry & Start System
* 3 : Multi–mode Manual Transmission
* 8 : Before Jul. 2010 Production
* 9 : From Jul. 2010 Production
SB(*1)
BE(*1)
B(*2)
B(*2)
10 AD4
R (*1)
GR (*1)
GR (*2)
2
3
D67
ST Cut Relay
1
5
6
7
D36
Junction Connector
W–B (*1)
BE (*1)
BE (*2)
Y (M/T)
Y (*3)
Y(M/T)
Y(*3)
BE(*2)
BE(*1)
BR (*8)
BR (*8)
BR (*9)
BR (*9)
R
R
V
V
P
P
GR
GR
SB
SB
GR
GR
P
P
B
B
V
V
B
B

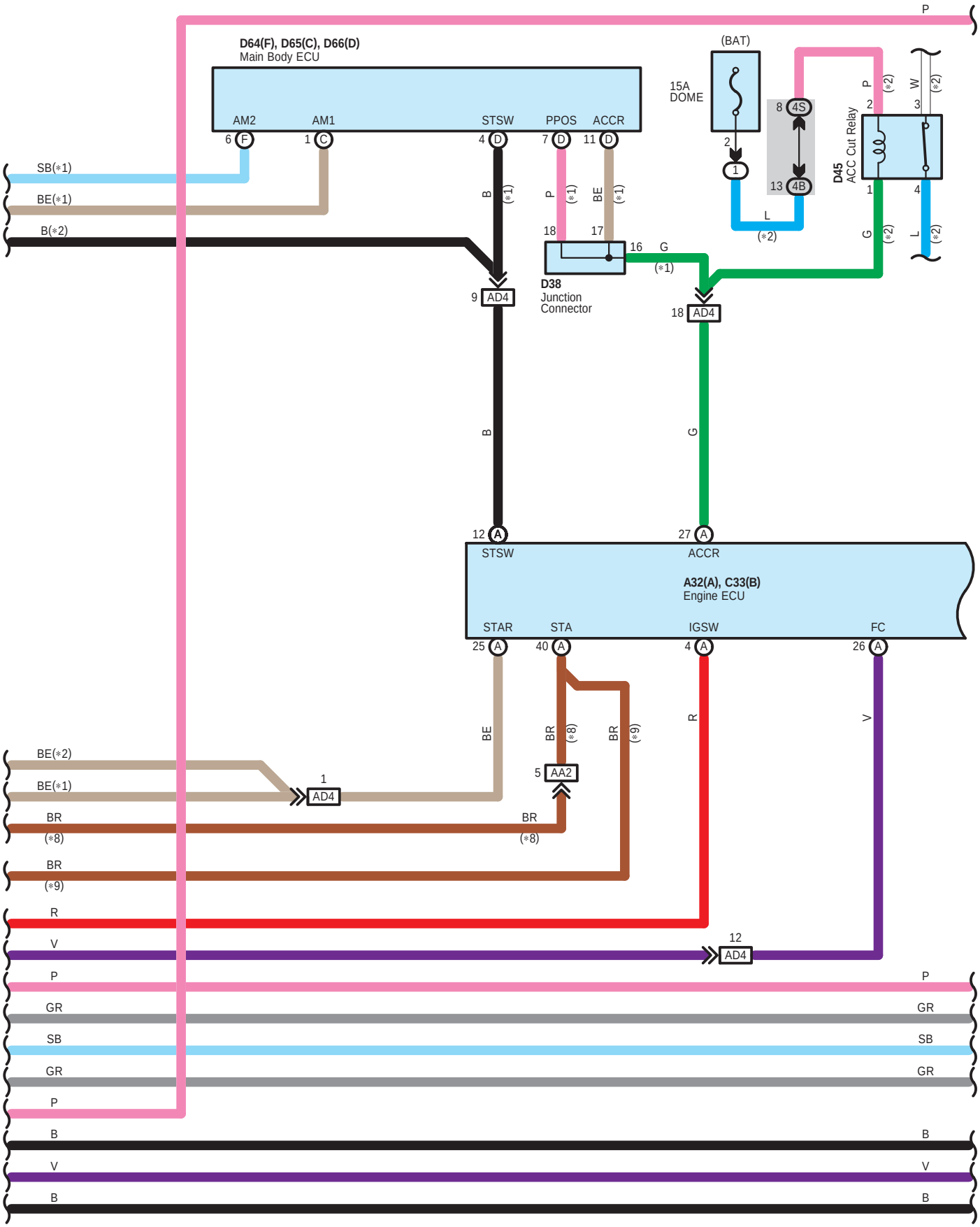
D64(F), D65(C), D66(D)
Main Body ECU
AM2
AM1
STSW
PPOS
ACCR
6 F
1 C
4 D
7 D
11 D
SB(*1)
BE(*1)
B(*2)
B
(*1)
P
(*1)
BE
(*1)
18
17
16
G
(*1)
D38
Junction
Connector
9 AD4
18 AD4
B
G
12 A
27 A
STSW
ACCR
A32(A), C33(B)
Engine ECU
STAR
STA
IGSW
FC
25 A
40 A
4 A
26 A
BE
BR
(*8)
BR
(*9)
R
V
BE(*2)
BE(*1)
1
AD4
5 AA2
BR
(*8)
BR
(*8)
BR
(*9)
R
V
12
AD4
P
GR
SB
GR
P
B
V
B
(BAT)
15A
DOME
2
1
8 4S
13 4B
L
(*2)
D45
ACC Cut Relay
P
(*2)
2
1
W
(*2)
3
4
G
(*2)
L
(*2)
P
GR
SB
GR
B
V
B

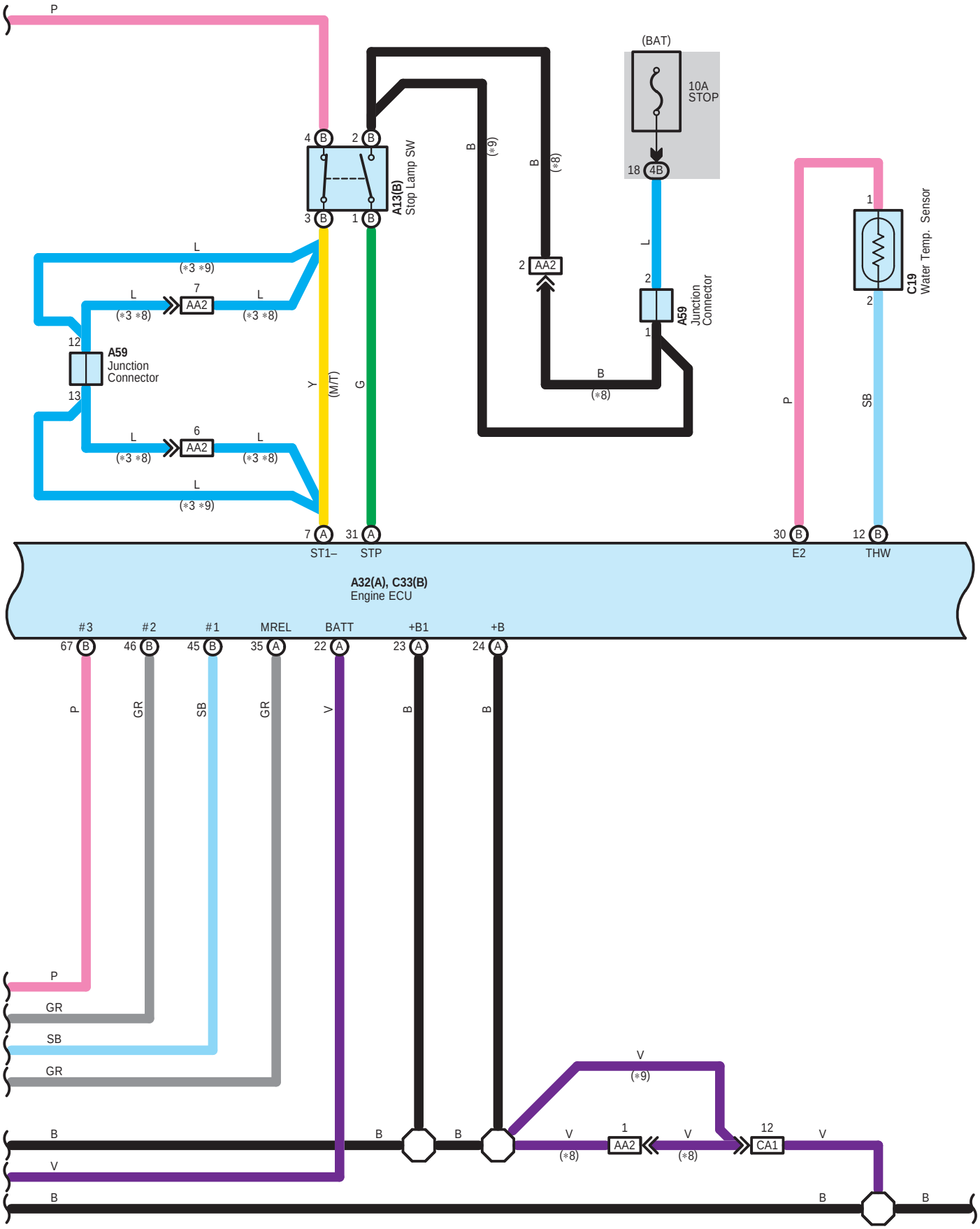
P
(BAT)
10A
STOP
18 4B
4 B
2 B
3 B
1 B
A13(B)
Stop Lamp SW
B
(*9)
B
(*8)
2 AA2
L
2
1
A59
Junction
Connector
B
(*8)
1
2
C19
Water Temp. Sensor
P
SB
L
(*3 *9)
L
(*3 *8)
7
AA2
L
(*3 *8)
12
A59
Junction
Connector
13
Y
(M/T)
G
L
(*3 *8)
6
AA2
L
(*3 *8)
L
(*3 *9)
7 A
31 A
30 B
12 B
ST1–
STP
E2
THW
A32(A), C33(B)
Engine ECU
#3
#2
#1
MREL
BATT
+B1
+B
67 B
46 B
45 B
35 A
22 A
23 A
24 A
P
GR
SB
GR
V
B
B
P
GR
SB
GR
V
(*9)
B
B
B
V
(*8)
1
AA2
V
(*8)
12
CA1
V
V
B
B
B

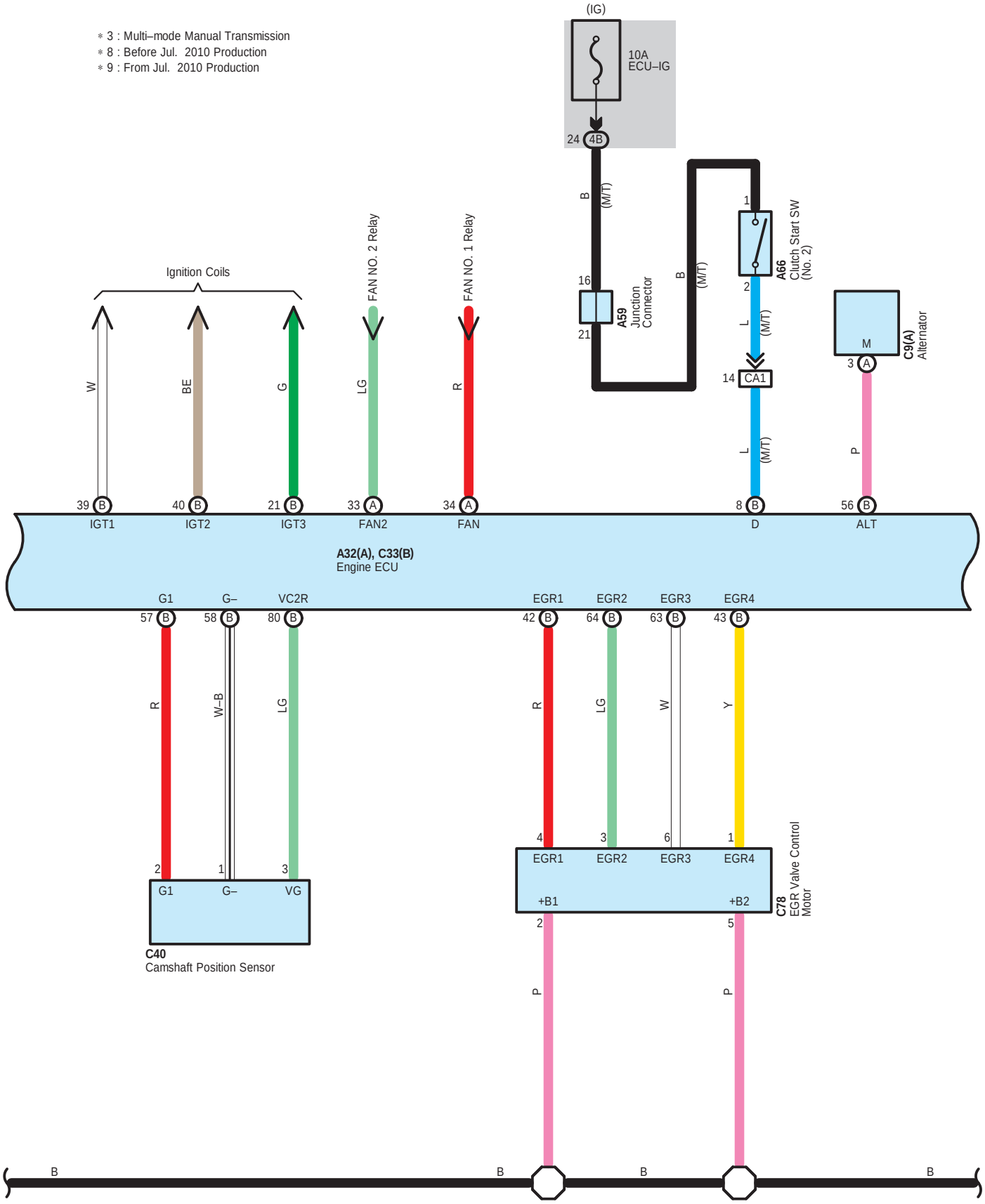
∗ 3 : Multi–mode Manual Transmission
∗ 8 : Before Jul. 2010 Production
∗ 9 : From Jul. 2010 Production
(IG)
10A
ECU–IG
24 4B
B (M/T)
16
21
A59
Junction
Connector
B (M/T)
1
2
A66
Clutch Start SW
(No. 2)
L (M/T)
14 CA1
L (M/T)
M
3 A
C9(A)
Alternator
P
Ignition Coils
W
BE
G
FAN NO. 2 Relay
LG
FAN NO. 1 Relay
R
39 B
40 B
21 B
33 A
34 A
8 B
56 B
IGT1
IGT2
IGT3
FAN2
FAN
D
ALT
A32(A), C33(B)
Engine ECU
G1
G–
VC2R
EGR1
EGR2
EGR3
EGR4
57 B
58 B
80 B
42 B
64 B
63 B
43 B
R
W–B
LG
R
LG
W
Y
2
1
3
4
3
6
1
G1
G–
VG
EGR1
EGR2
EGR3
EGR4
+B1
+B2
C78
EGR Valve Control
Motor
C40
Camshaft Position Sensor
2
5
P
P
B
B
B
B

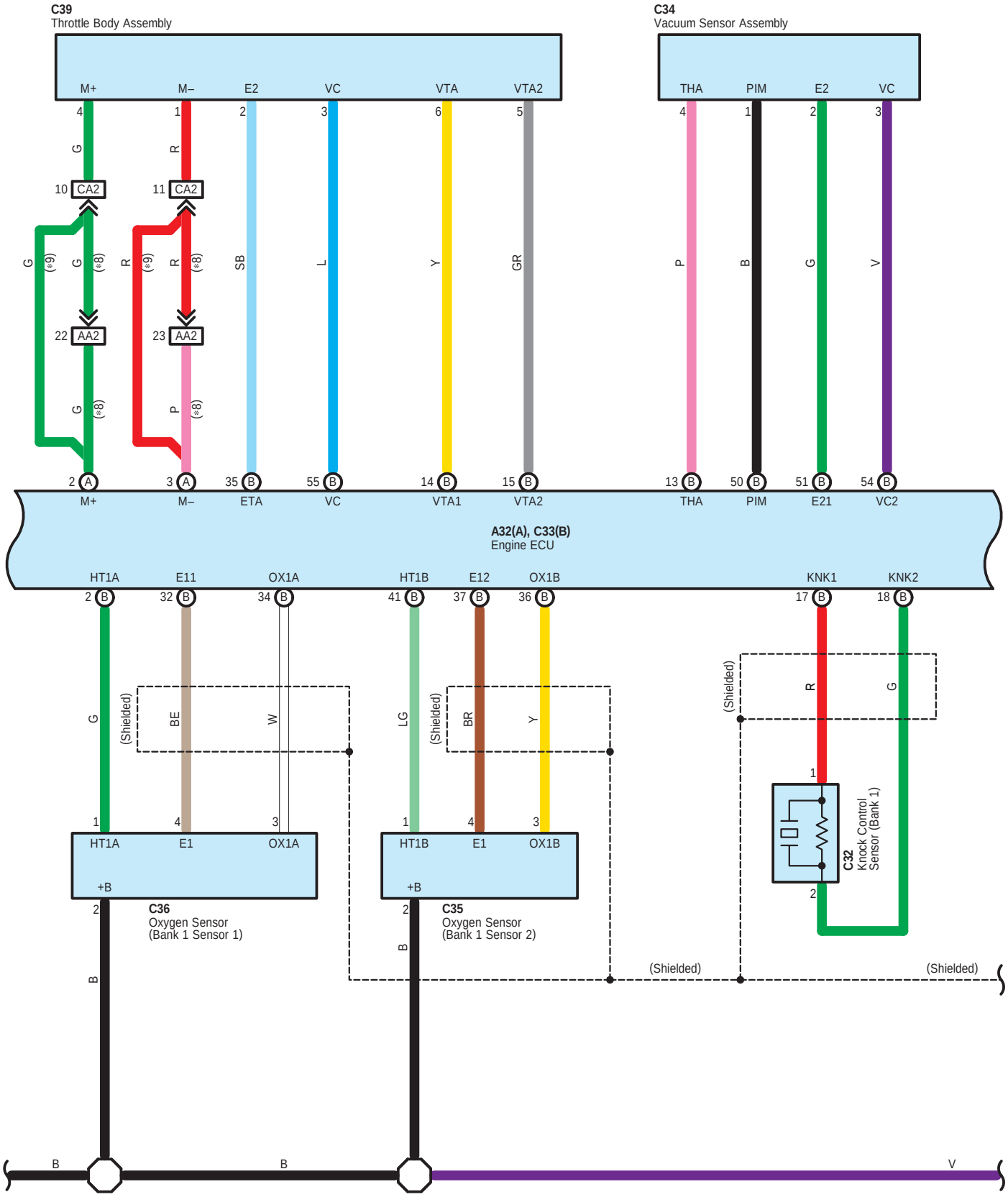
C39
Throttle Body Assembly
M+
M–
E2
VC
VTA
VTA2
C34
Vacuum Sensor Assembly
THA
PIM
E2
VC
CA2
AA2
(*9)
(*8)
A32(A), C33(B)
Engine ECU
M+
M–
ETA
VC
VTA1
VTA2
THA
PIM
E21
VC2
HT1A
E11
OX1A
HT1B
E12
OX1B
KNK1
KNK2
(Shielded)
C36
Oxygen Sensor
(Bank 1 Sensor 1)
C35
Oxygen Sensor
(Bank 1 Sensor 2)
C32
Knock Control
Sensor (Bank 1)
+B
E1

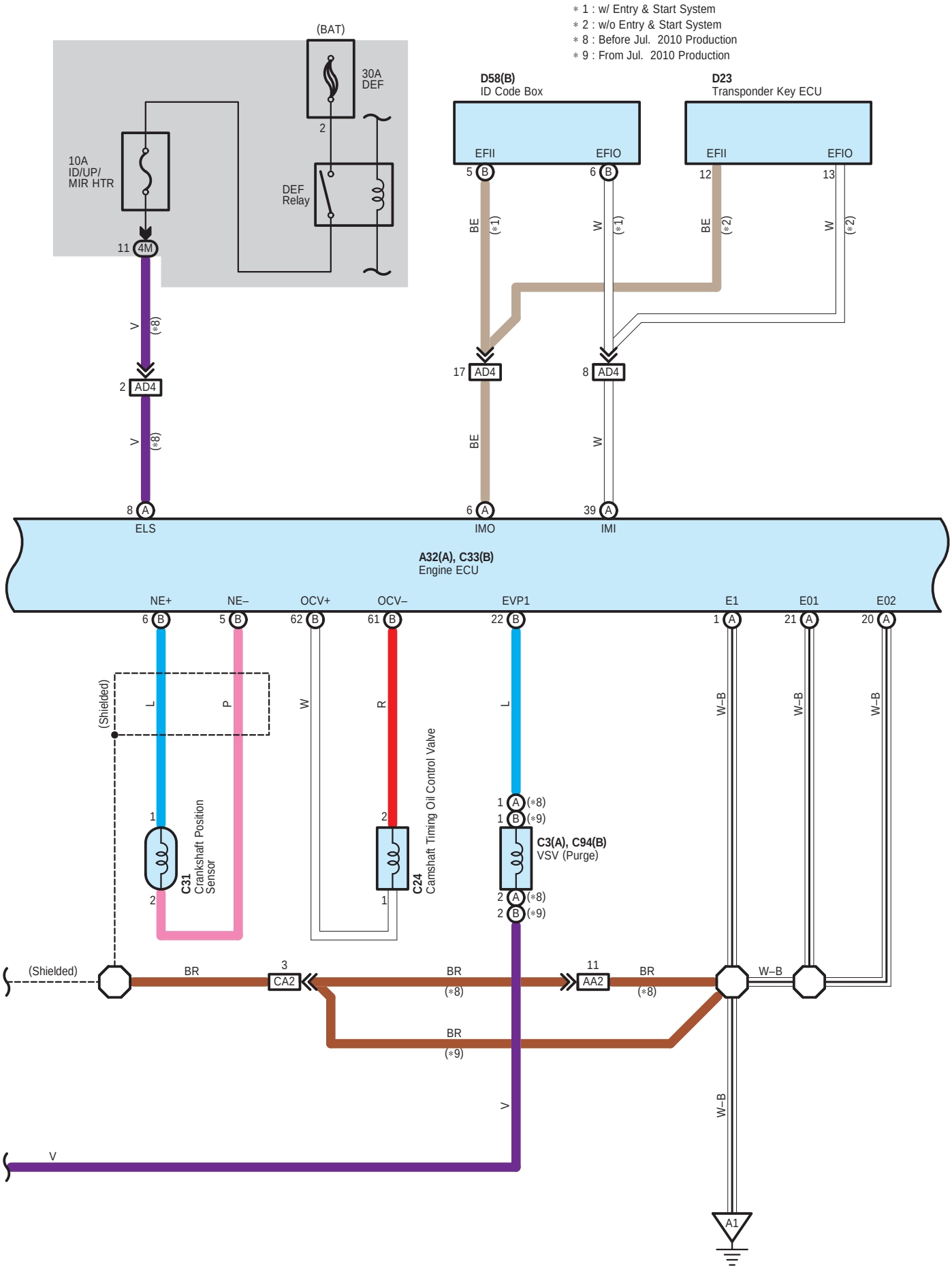
∗ 1 : w/ Entry & Start System
∗ 2 : w/o Entry & Start System
∗ 8 : Before Jul. 2010 Production
∗ 9 : From Jul. 2010 Production
(BAT)
30A
DEF
2
10A
ID/UP/
MIR HTR
DEF
Relay
11 4M
V (∗8)
2 AD4
V (∗8)
8 A
ELS
D58(B)
ID Code Box
EFII
EFIO
5 B
6 B
BE (∗1)
W (∗1)
17 AD4
BE
6 A
IMO
D23
Transponder Key ECU
EFII
EFIO
12
13
BE (∗2)
W (∗2)
8 AD4
W
39 A
IMI
A32(A), C33(B)
Engine ECU
NE+
NE–
OCV+
OCV–
EVP1
E1
E01
E02
6 B
5 B
62 B
61 B
22 B
1 A
21 A
20 A
(Shielded)
L
P
W
R
L
W–B
W–B
W–B
1
2
C31
Crankshaft Position
Sensor
2
1
C24
Camshaft Timing Oil Control Valve
1 A (∗8)
1 B (∗9)
C3(A), C94(B)
VSV (Purge)
2 A (∗8)
2 B (∗9)
(Shielded)
BR
3
CA2
BR
(∗8)
11
AA2
BR
(∗8)
W–B
BR
(∗9)
V
W–B
V
A1

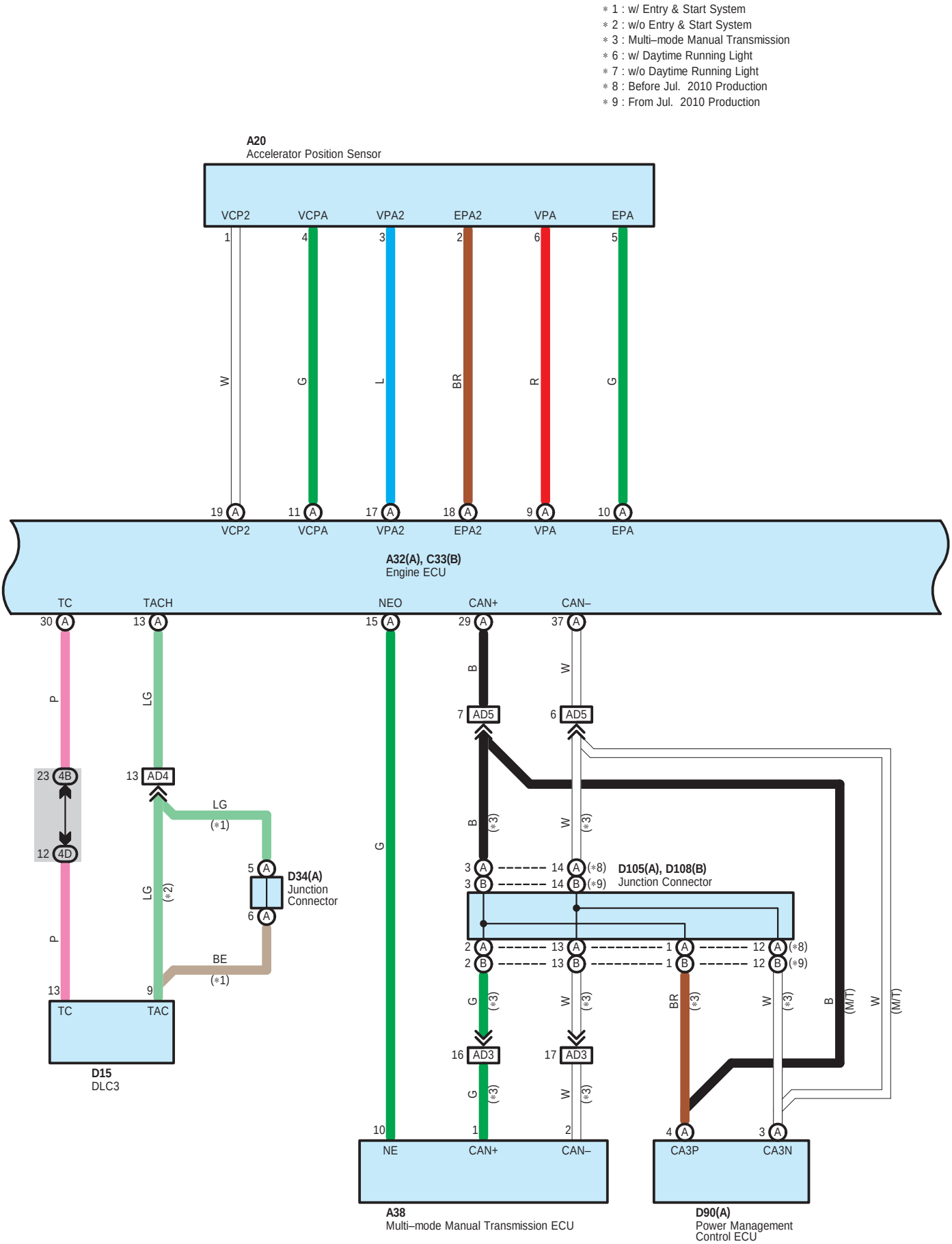
∗ 1 : w/ Entry & Start System
∗ 2 : w/o Entry & Start System
∗ 3 : Multi–mode Manual Transmission
∗ 6 : w/ Daytime Running Light
∗ 7 : w/o Daytime Running Light
∗ 8 : Before Jul. 2010 Production
∗ 9 : From Jul. 2010 Production
A20
Accelerator Position Sensor
VCP2
VCPA
VPA2
EPA2
VPA
EPA
A32(A), C33(B)
Engine ECU
TC
TACH
NEO
CAN+
CAN–
AD5
AD4
AD3
D34(A)
Junction Connector
D105(A), D108(B)
Junction Connector
D15
DLC3
TAC
A38
Multi–mode Manual Transmission ECU
NE
D90(A)
Power Management Control ECU
CA3P
CA3N
(M/T)

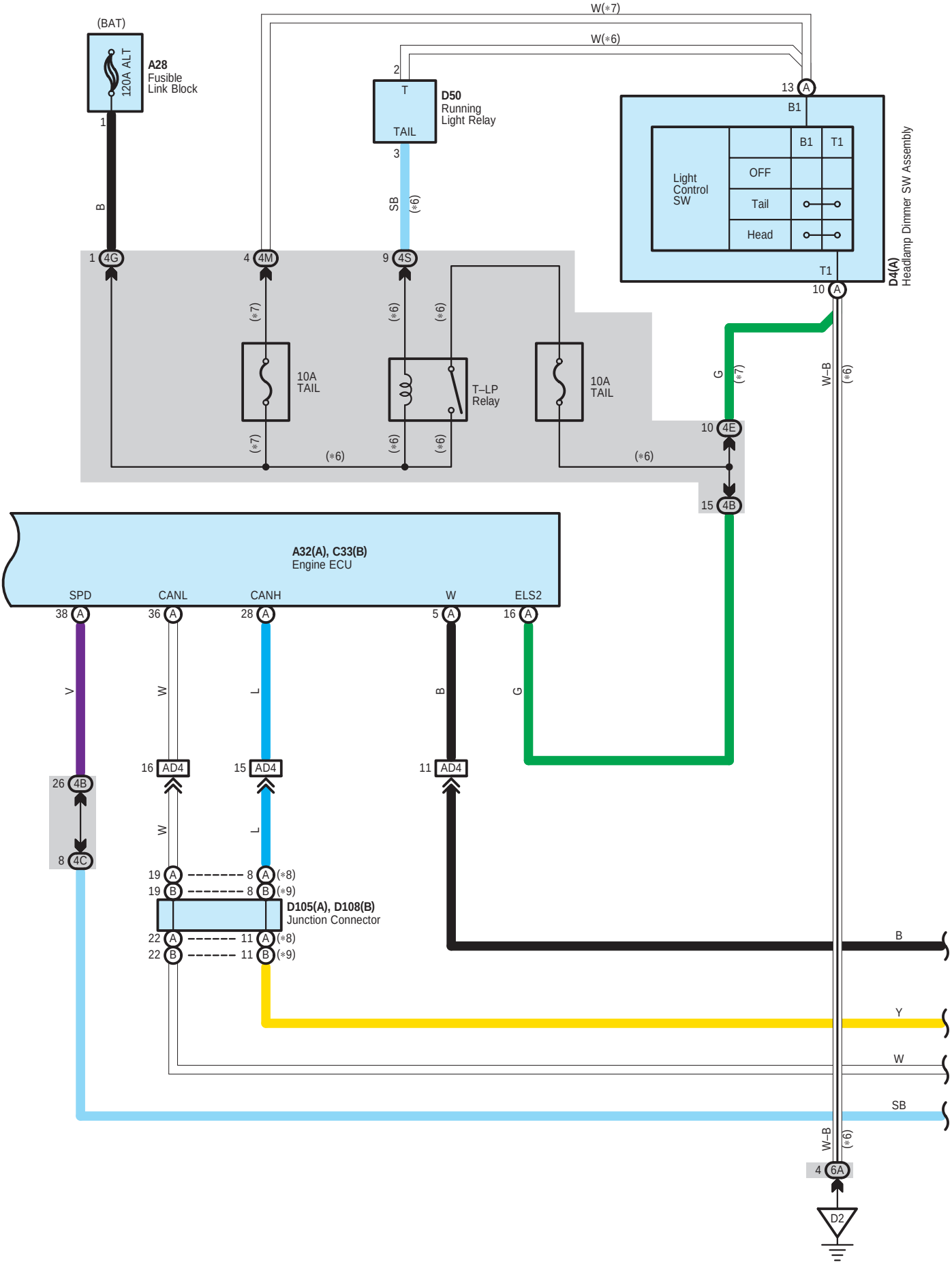
(BAT)
A28
Fusible
Link Block
120A ALT
D50
Running
Light Relay
T
TAIL
W(*7)
W(*6)
Light
Control
SW
OFF
Tail
Head
B1
T1
D4(A)
Headlamp Dimmer SW Assembly
10A
TAIL
T–LP
Relay
A32(A), C33(B)
Engine ECU
SPD
CANL
CANH
W
ELS2
AD4
D105(A), D108(B)
Junction Connector
D2

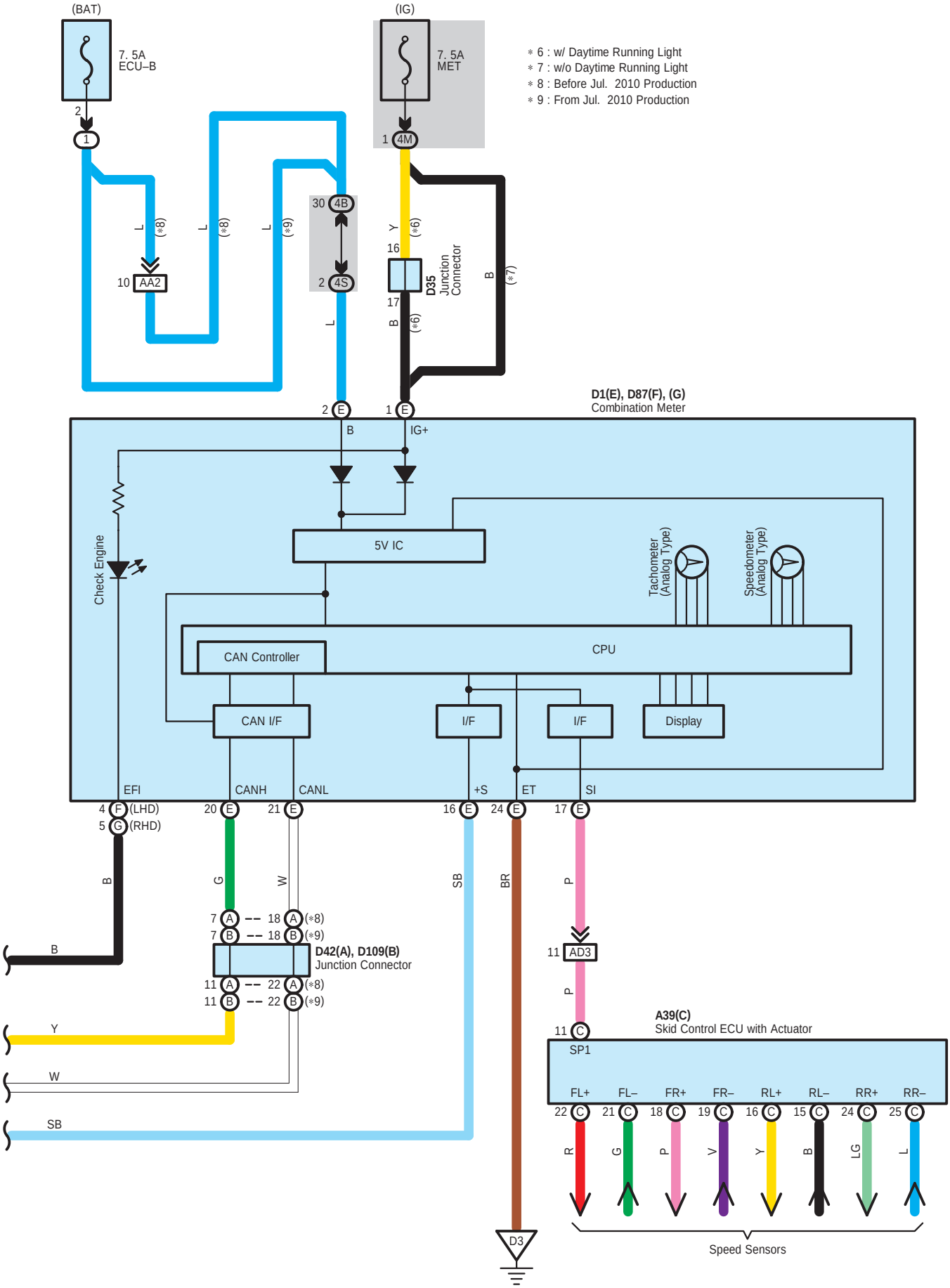
(BAT)
7. 5A
ECU–B
(IG)
7. 5A
MET
∗ 6 : w/ Daytime Running Light
∗ 7 : w/o Daytime Running Light
∗ 8 : Before Jul. 2010 Production
∗ 9 : From Jul. 2010 Production
AA2
4B
4S
4M
D35
Junction
Connector
D1(E), D87(F), (G)
Combination Meter
5V IC
Check Engine
Tachometer
(Analog Type)
Speedometer
(Analog Type)
CPU
CAN Controller
CAN I/F
I/F
I/F
Display
EFI
CANH
CANL
+S
ET
SI
(LHD)
(RHD)
D42(A), D109(B)
Junction Connector
AD3
A39(C)
Skid Control ECU with Actuator
SP1
FL+
FL–
FR+
FR–
RL+
RL–
RR+
RR–
Speed Sensors
D3

A 13
Gray

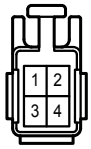


A 16
Black




A 20
Black




(TMC Made H/B From Aug. 2008 Production, TMMF Made From Nov. 2008 Production)

A 28
White

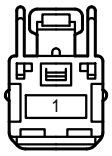


A 32
Black

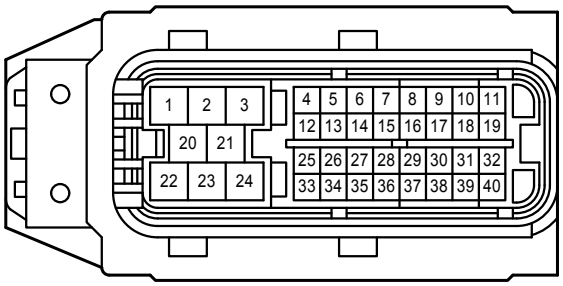


A 38
White

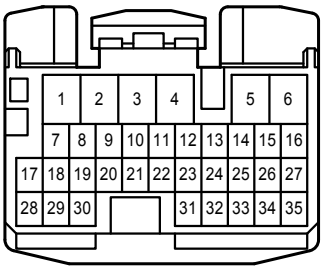


A 39
Black

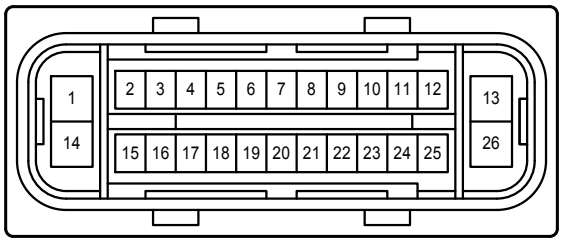


A 43
Black

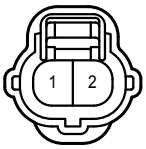


A 59
White

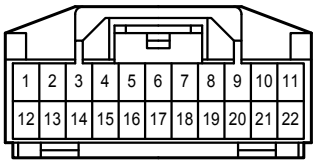


A 66
White




C 3
Blue

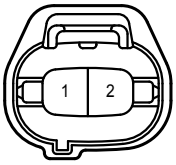


C 4
Black

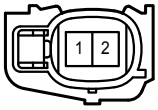


C 5
Gray

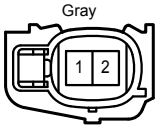


C 6
Black

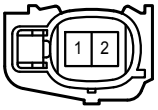


C 9
Black

C 19
Black

C 24
Black

C 31
Black

C 32
Black

C 33
Black

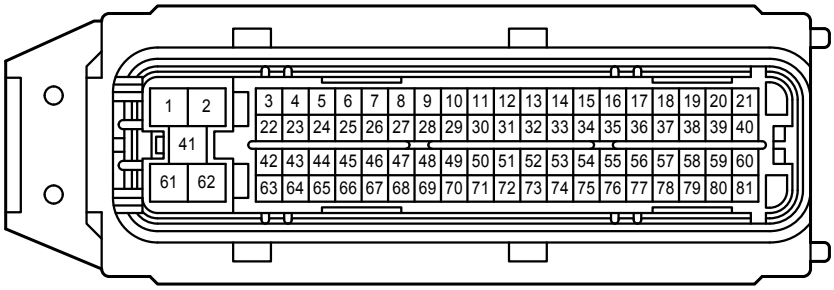


C 34
Black

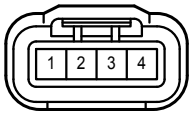

C 35
Dark Gray

C 36
Dark Gray

C 39
Black

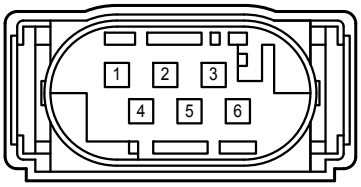


C 40
Black

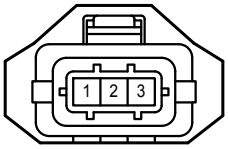


C 78
Black

C 94
Black

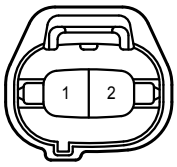


D 1
White

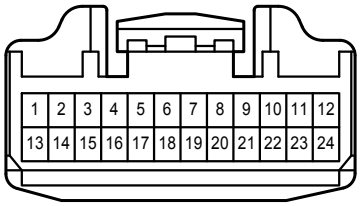


D 4
White

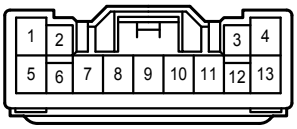


(TMMF Made From Nov. 2008 Production, TMC Made H/B From Aug. 2008 Production, S/D From Aug. 2007 Production)

D 8
White

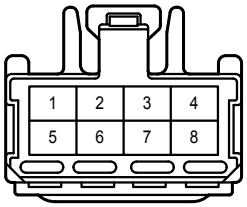


D 15
White

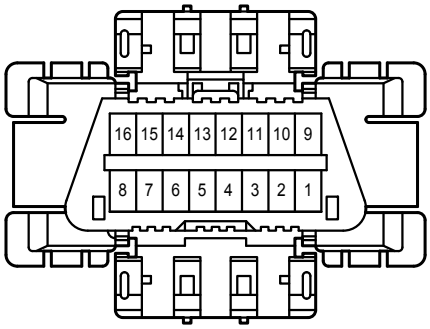


D 23
White

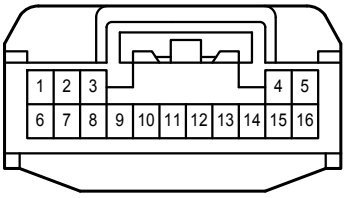


D 34
White

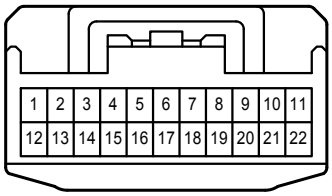


D 35
White

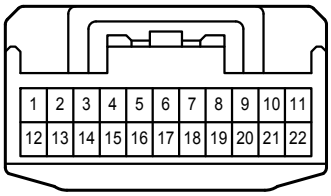


D 36
White

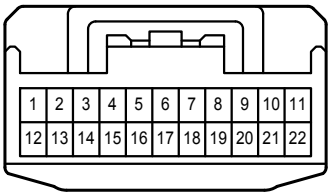


D 38
White

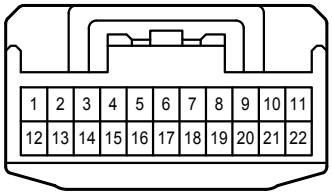


D 42
White

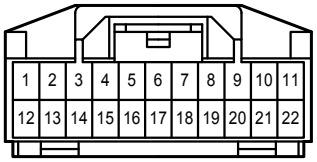


D 43
White

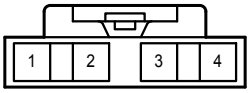

D 45
Gray

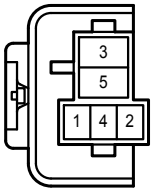


D 50
Blue

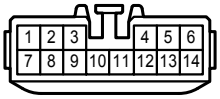


D 58
White

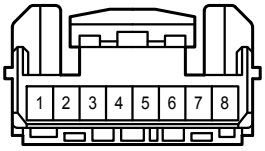


(TMMF Made From Nov. 2008 Production, TMC Made H/B From Aug. 2008 Production)

D 64
White

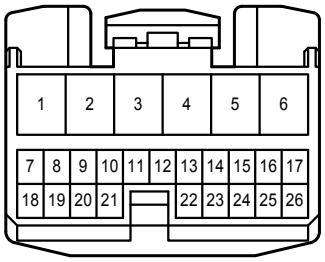


(TMMF Made From Nov. 2008 Production, TMC Made H/B From Aug. 2008 Production)

D 65
White

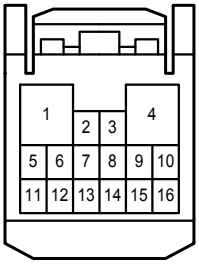


D 66
White

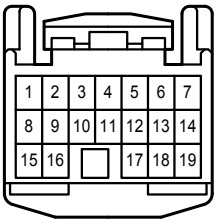


D 67
White

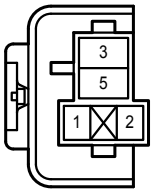


D 87
White




D 90
White

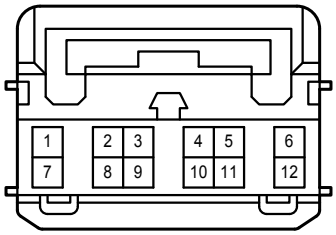


D105
White

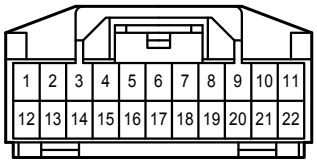


D108
White

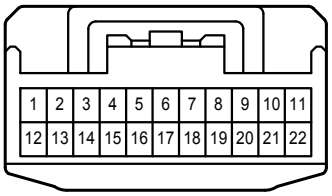


D109
White

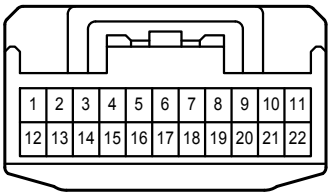


J 5
White

1A
White

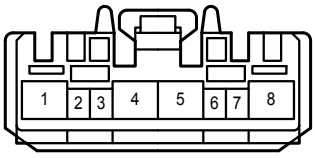


1B
White

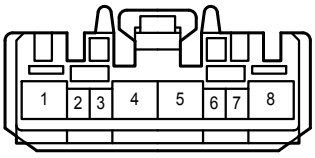


4A
White

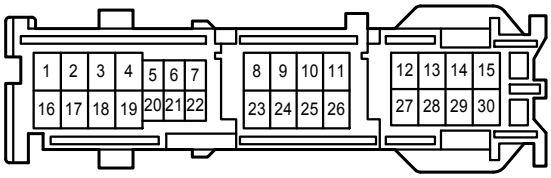


4B
White

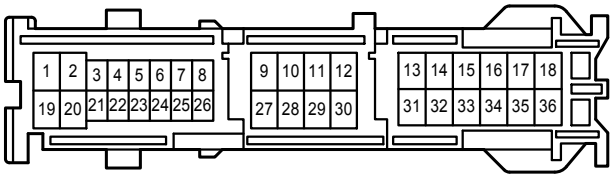

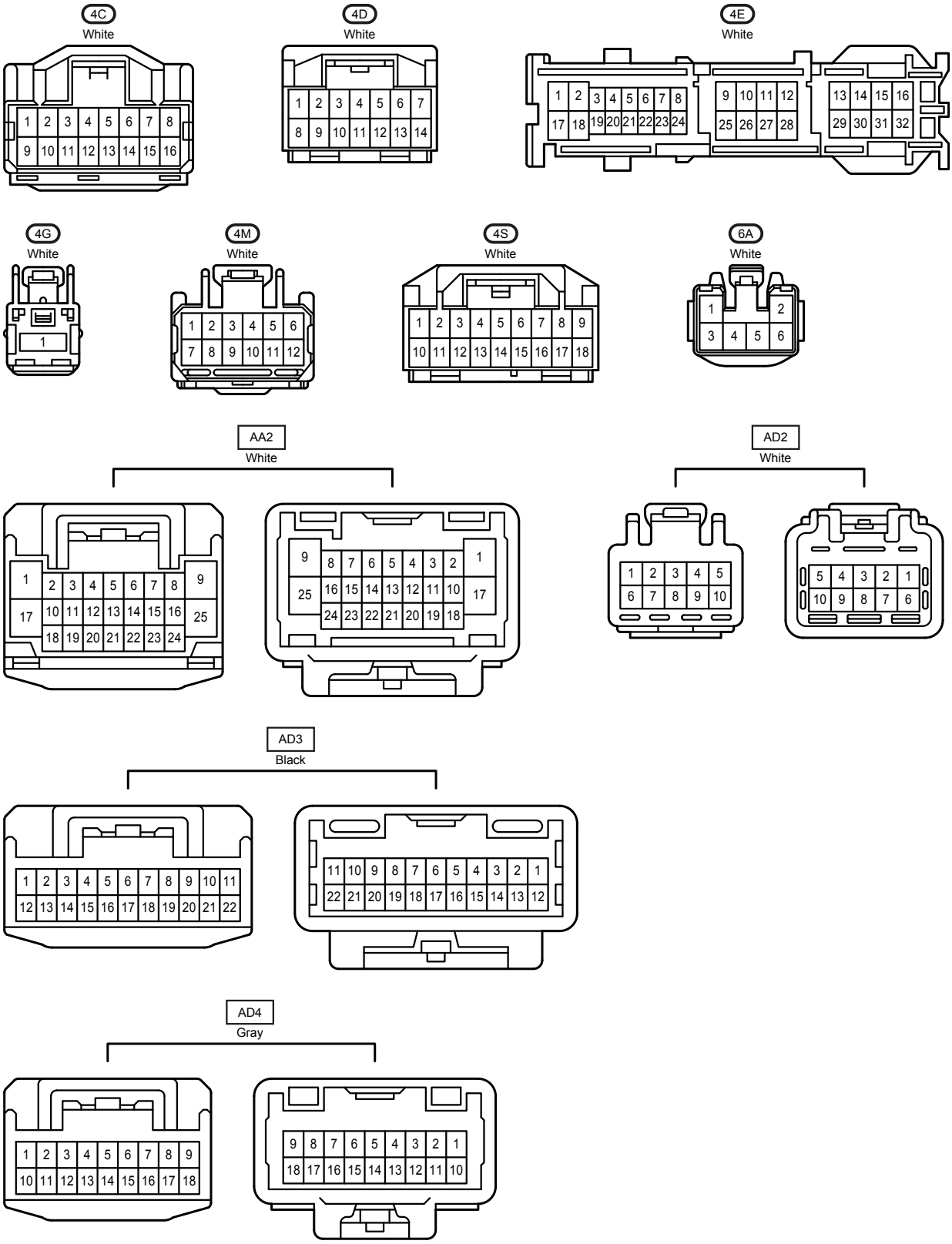
4C
White
4D
White
4E
White
4G
White
4M
White
4S
White
6A
White
AA2
White
AD2
White
AD3
Black
AD4
Gray

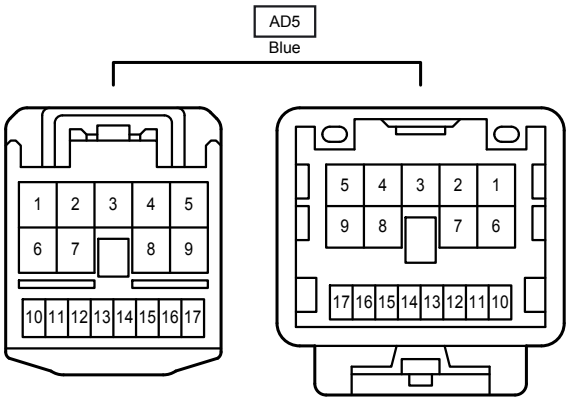
AD5
Blue
1 2 3 4 5
6 7 8 9
10 11 12 13 14 15 16 17
5 4 3 2 1
9 8 7 6
17 16 15 14 13 12 11 10

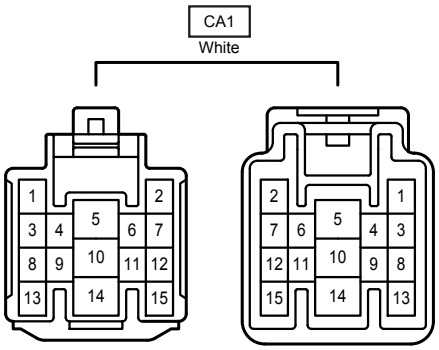
CA1
White
1 2
3 4 5 6 7
8 9 10 11 12
13 14 15
2 1
7 6 5 4 3
12 11 10 9 8
15 14 13

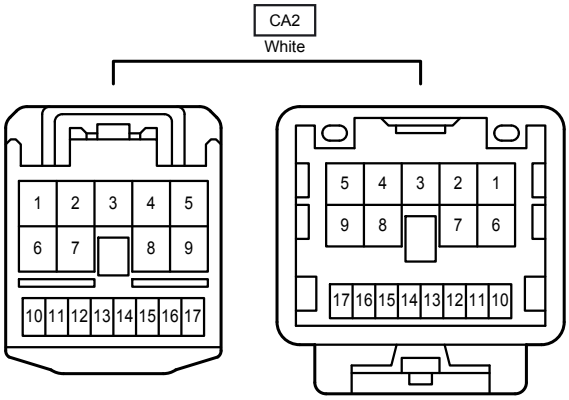
CA2
White
1 2 3 4 5
6 7 8 9
10 11 12 13 14 15 16 17
5 4 3 2 1
9 8 7 6
17 16 15 14 13 12 11 10