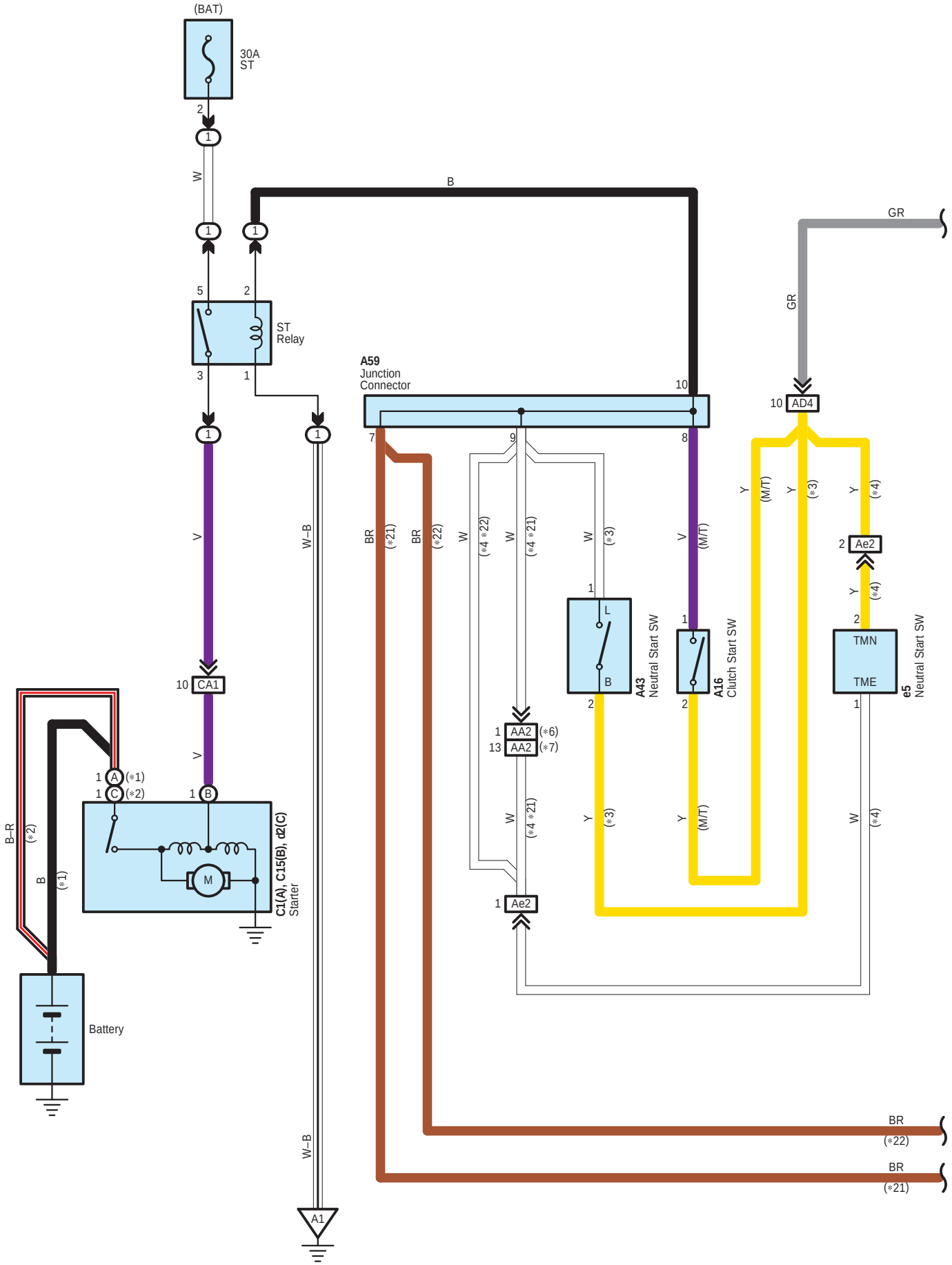
(BAT)
30A
ST
ST
Relay
A59
Junction
Connector
AD4
CA1
AA2
Ae2
A43
Neutral Start SW
A16
Clutch Start SW
e5
Neutral Start SW
TMN
TME
C1(A), C15(B), d2(C)
Starter
Battery
A1
W
B
GR
V
W–B
BR
B–R
Y
(M/T)
(*1)
(*2)
(*3)
(*4)
(*6)
(*7)
(*21)
(*22)

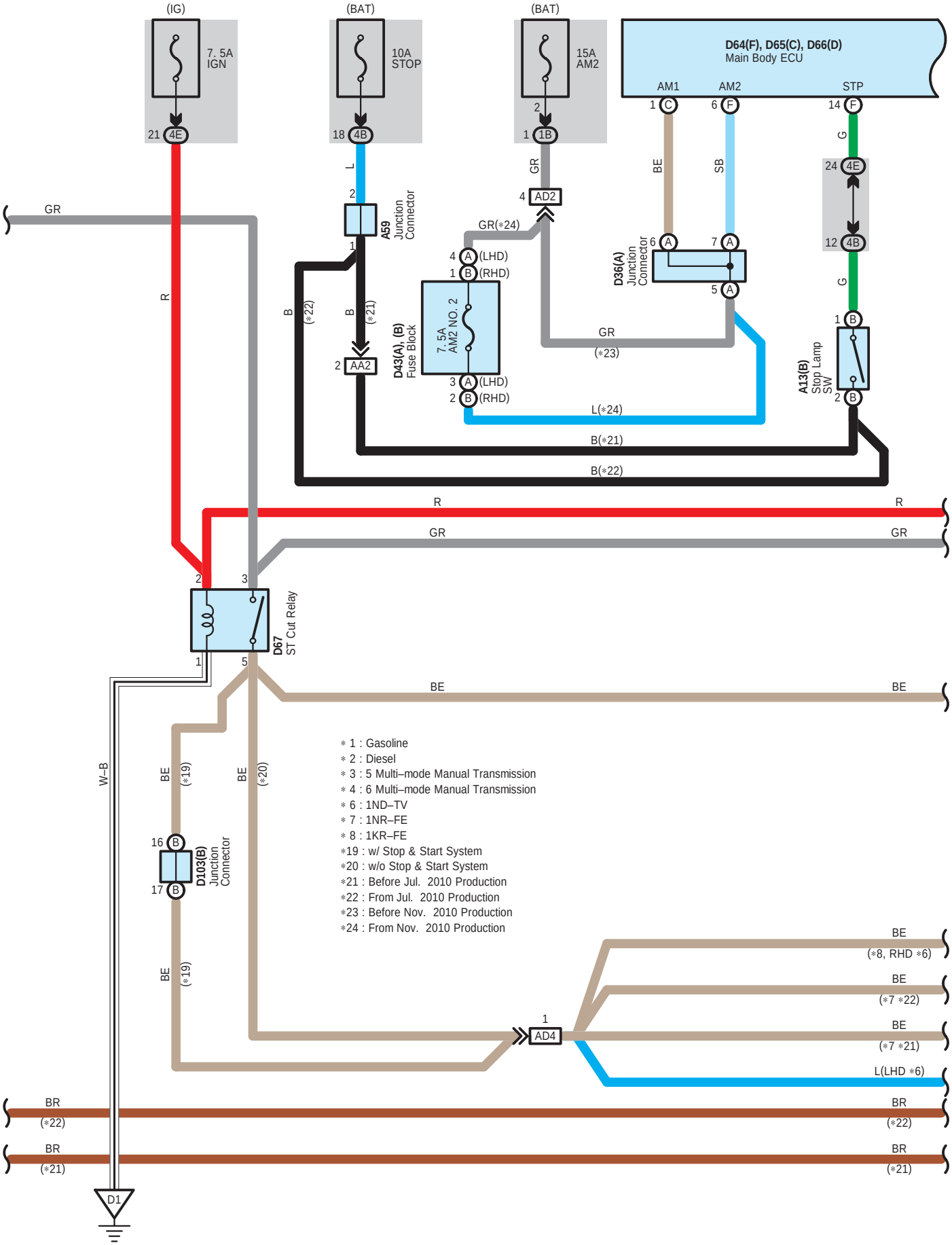
(IG)
7. 5A IGN
(BAT)
10A STOP
(BAT)
15A AM2
D64(F), D65(C), D66(D)
Main Body ECU
AM1
AM2
STP
A59 Junction Connector
D43(A), (B) Fuse Block
7. 5A AM2 NO. 2
D36(A) Junction Connector
A13(B) Stop Lamp SW
D67 ST Cut Relay
D103(B) Junction Connector
AD2
AA2
AD4
D1
GR
R
L
B
(*22)
(*21)
GR(*24)
(LHD)
(RHD)
GR
(*23)
L(*24)
B(*21)
B(*22)
BE
SB
G
W–B
BE
(*19)
(*20)
BE
(*8, RHD *6)
BE
(*7 *22)
BE
(*7 *21)
L(LHD *6)
BR
(*22)
BR
(*21)
* 1 : Gasoline
* 2 : Diesel
* 3 : 5 Multi–mode Manual Transmission
* 4 : 6 Multi–mode Manual Transmission
* 6 : 1ND–TV
* 7 : 1NR–FE
* 8 : 1KR–FE
*19 : w/ Stop & Start System
*20 : w/o Stop & Start System
*21 : Before Jul. 2010 Production
*22 : From Jul. 2010 Production
*23 : Before Nov. 2010 Production
*24 : From Nov. 2010 Production

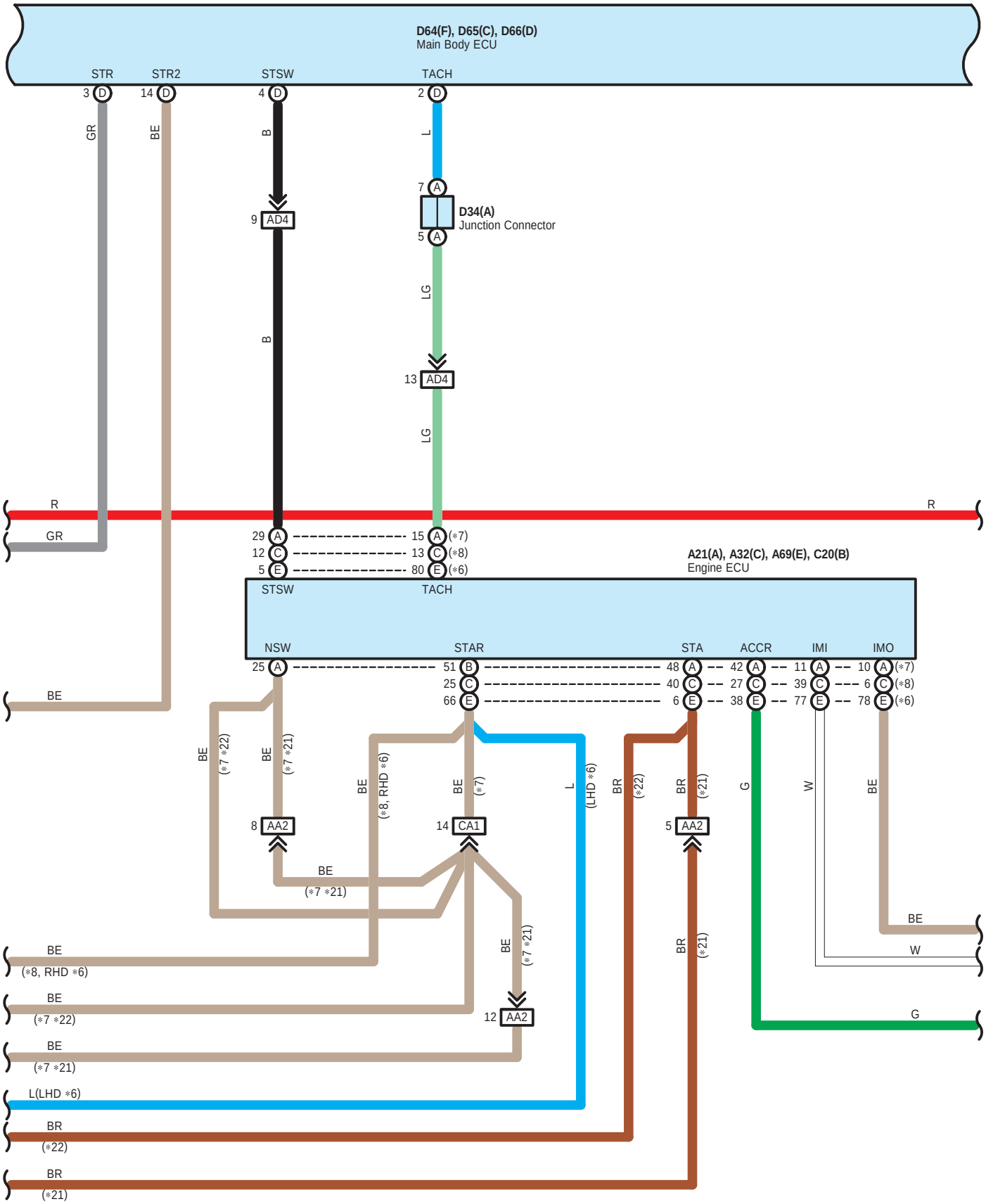
D64(F), D65(C), D66(D)
Main Body ECU
STR
STR2
STSW
TACH
3 D
14 D
4 D
2 D
GR
BE
B
L
7 A
9 AD4
D34(A)
Junction Connector
5 A
LG
B
13 AD4
LG
R
R
GR
29 A
12 C
5 E
15 A (*7)
13 C (*8)
80 E (*6)
A21(A), A32(C), A69(E), C20(B)
Engine ECU
STSW
TACH
NSW
STAR
STA
ACCR
IMI
IMO
25 A
51 B
48 A
42 A
11 A
10 A (*7)
25 C
40 C
27 C
39 C
6 C (*8)
66 E
6 E
38 E
77 E
78 E (*6)
BE
BE (*7 *22)
BE (*7 *21)
BE (*8, RHD *6)
BE (*7)
L (LHD *6)
BR (*22)
BR (*21)
G
W
BE
8 AA2
14 CA1
5 AA2
BE (*7 *21)
BE (*7 *21)
BR (*21)
BE
W
BE (*8, RHD *6)
BE (*7 *22)
12 AA2
G
BE (*7 *21)
L(LHD *6)
BR (*22)
BR (*21)

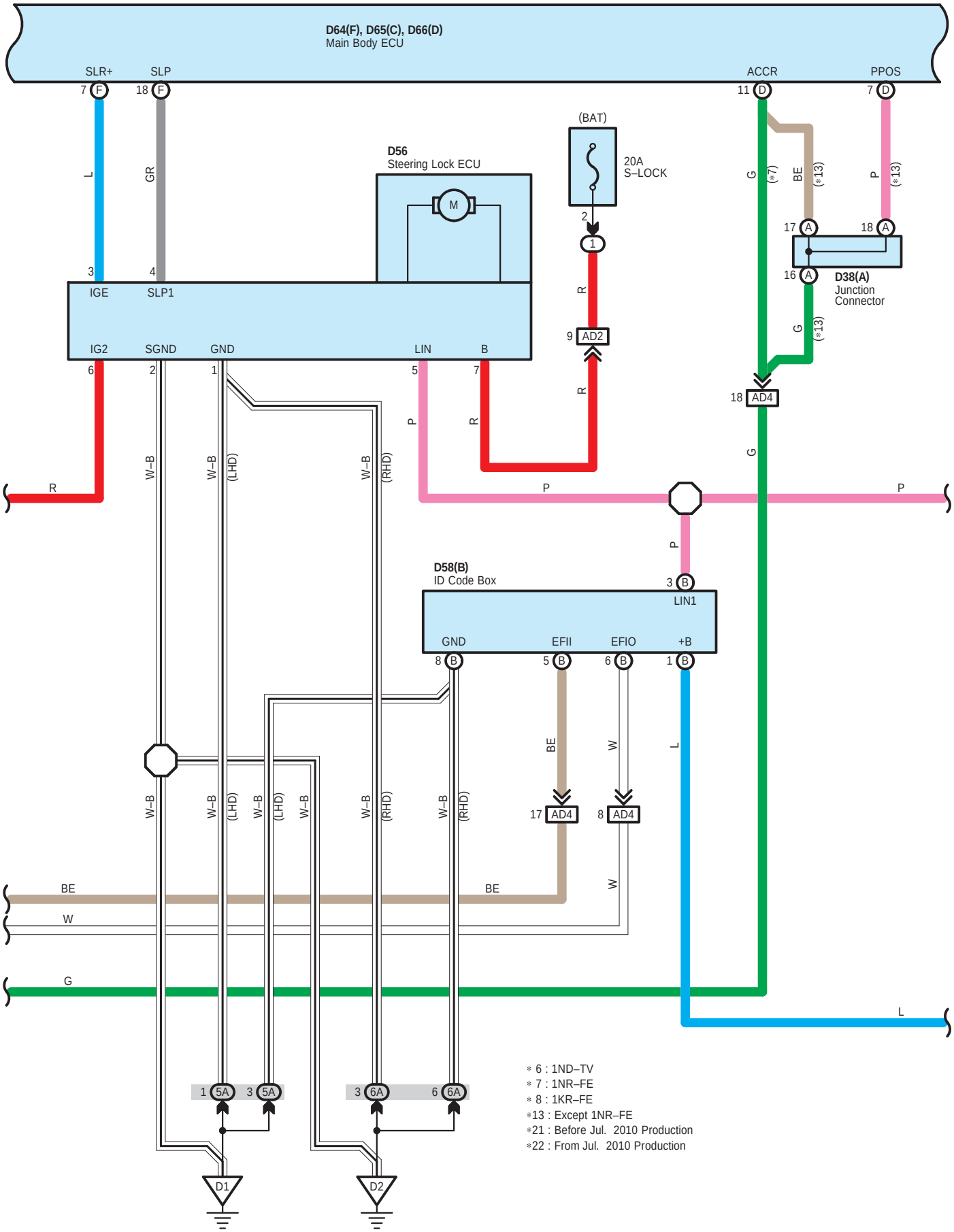
D64(F), D65(C), D66(D)
Main Body ECU
SLR+
SLP
ACCR
PPOS
D56
Steering Lock ECU
(BAT)
20A
S–LOCK
IGE
SLP1
IG2
SGND
GND
LIN
B
AD2
AD4
D38(A)
Junction
Connector
D58(B)
ID Code Box
LIN1
GND
EFII
EFIO
+B
W–B
(LHD)
(RHD)
BE
W
G
L
R
P
GR
(*7)
(*13)
5A
6A
D1
D2
* 6 : 1ND–TV
* 7 : 1NR–FE
* 8 : 1KR–FE
*13 : Except 1NR–FE
*21 : Before Jul. 2010 Production
*22 : From Jul. 2010 Production

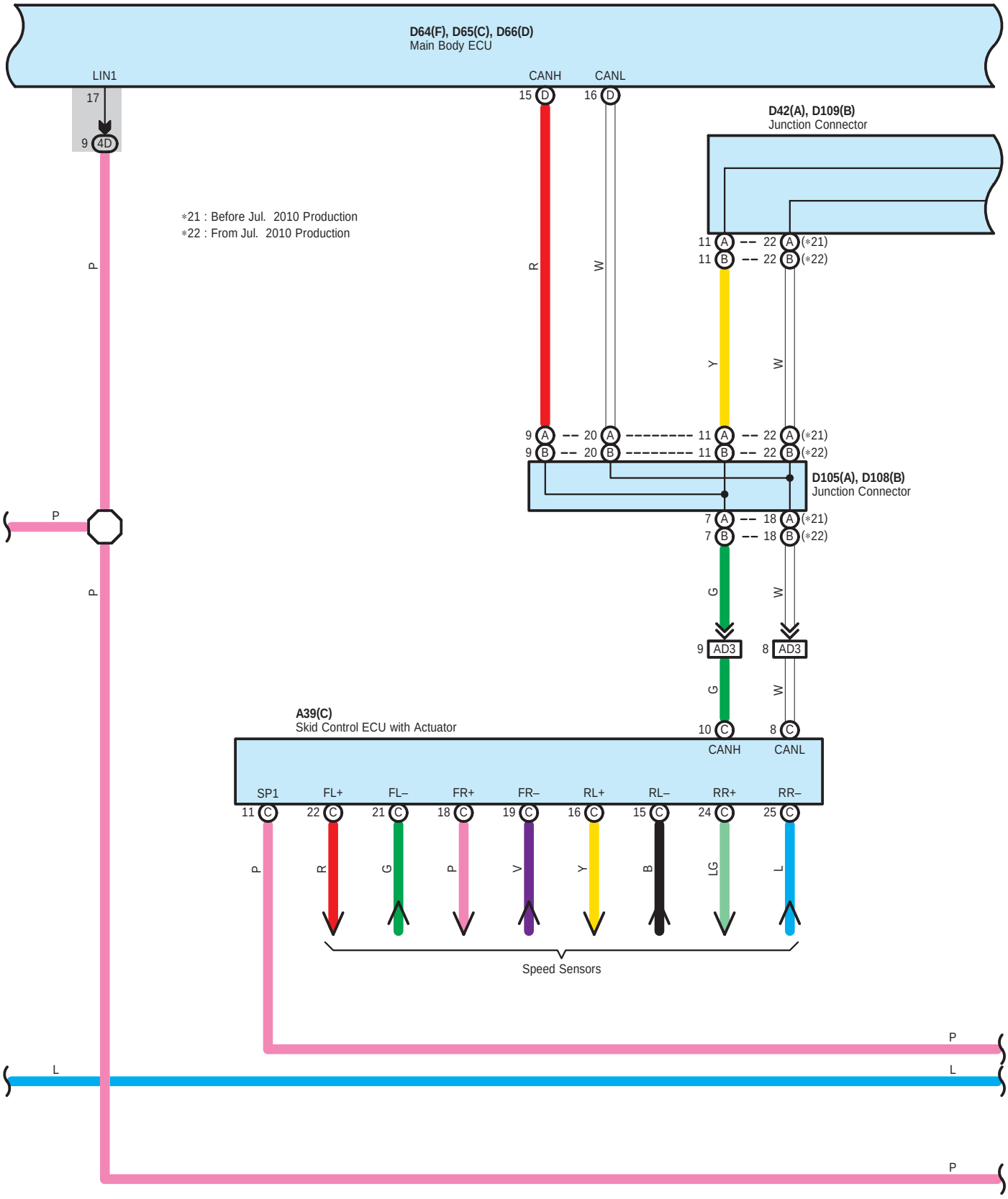
D64(F), D65(C), D66(D)
Main Body ECU
LIN1
CANH
CANL
17
9 4D
15 D
16 D
D42(A), D109(B)
Junction Connector
*21 : Before Jul. 2010 Production
*22 : From Jul. 2010 Production
11 A -- 22 A (*21)
11 B -- 22 B (*22)
9 A -- 20 A -------- 11 A -- 22 A (*21)
9 B -- 20 B -------- 11 B -- 22 B (*22)
D105(A), D108(B)
Junction Connector
7 A -- 18 A (*21)
7 B -- 18 B (*22)
9 AD3
8 AD3
A39(C)
Skid Control ECU with Actuator
10 C
8 C
CANH
CANL
SP1
FL+
FL–
FR+
FR–
RL+
RL–
RR+
RR–
11 C
22 C
21 C
18 C
19 C
16 C
15 C
24 C
25 C
Speed Sensors
P
R
W
Y
G
V
B
LG
L

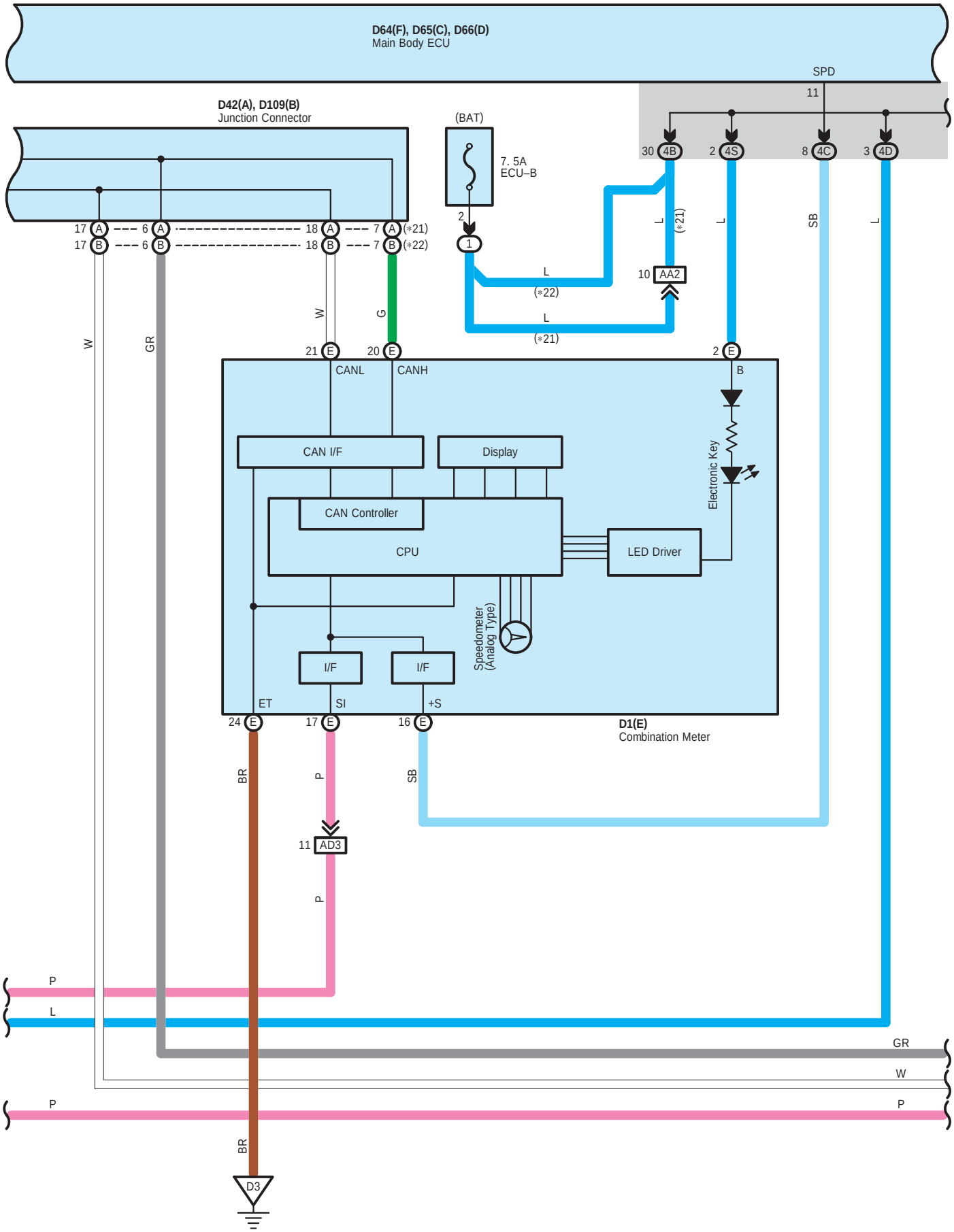
D64(F), D65(C), D66(D)
Main Body ECU
SPD
11
D42(A), D109(B)
Junction Connector
(BAT)
7. 5A
ECU–B
30 4B
2 4S
8 4C
3 4D
17 A
6 A
18 A
7 A (*21)
17 B
6 B
18 B
7 B (*22)
2
1
L
(*22)
L
(*21)
10 AA2
L
(*21)
L
SB
L
W
GR
W
G
21 E
20 E
2 E
CANL
CANH
B
CAN I/F
Display
Electronic Key
CAN Controller
CPU
LED Driver
Speedometer
(Analog Type)
I/F
I/F
ET
SI
+S
24 E
17 E
16 E
D1(E)
Combination Meter
BR
P
SB
11 AD3
P
P
L
GR
W
P
P
BR
D3

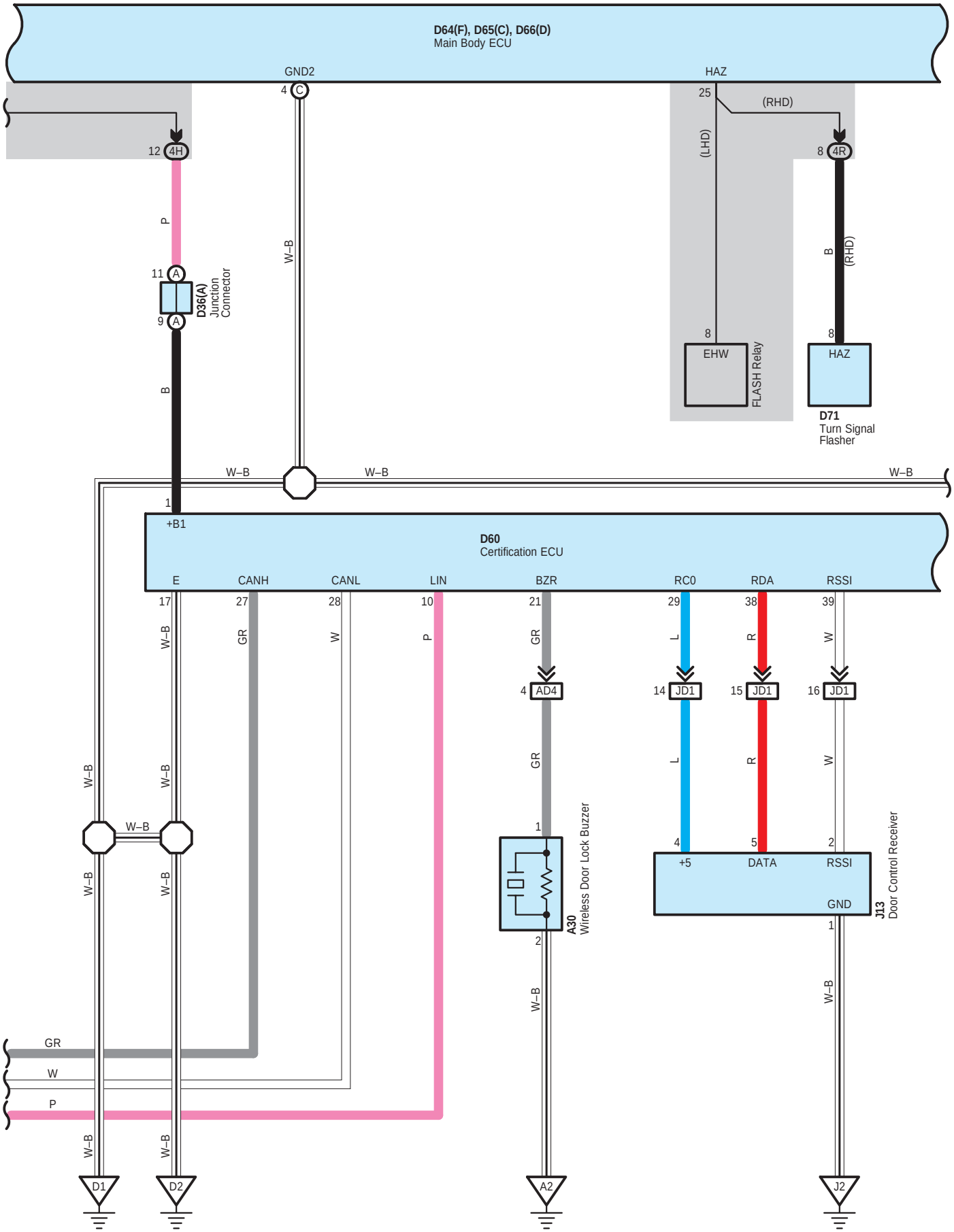
D64(F), D65(C), D66(D)
Main Body ECU
GND2
HAZ
(RHD)
(LHD)
12 4H
4 C
25
8 4R
P
W–B
B
(RHD)
11 A
9 A
D36(A)
Junction
Connector
8
EHW
FLASH Relay
8
HAZ
D71
Turn Signal
Flasher
W–B
W–B
W–B
1
+B1
D60
Certification ECU
E
CANH
CANL
LIN
BZR
RC0
RDA
RSSI
17
27
28
10
21
29
38
39
W–B
GR
W
P
GR
L
R
W
4 AD4
14 JD1
15 JD1
16 JD1
GR
L
R
W
W–B
W–B
W–B
W–B
W–B
W–B
1
2
A30
Wireless Door Lock Buzzer
4
5
2
+5
DATA
RSSI
GND
J13
Door Control Receiver
1
W–B
W–B
GR
W
P
W–B
W–B
D1
D2
A2
J2

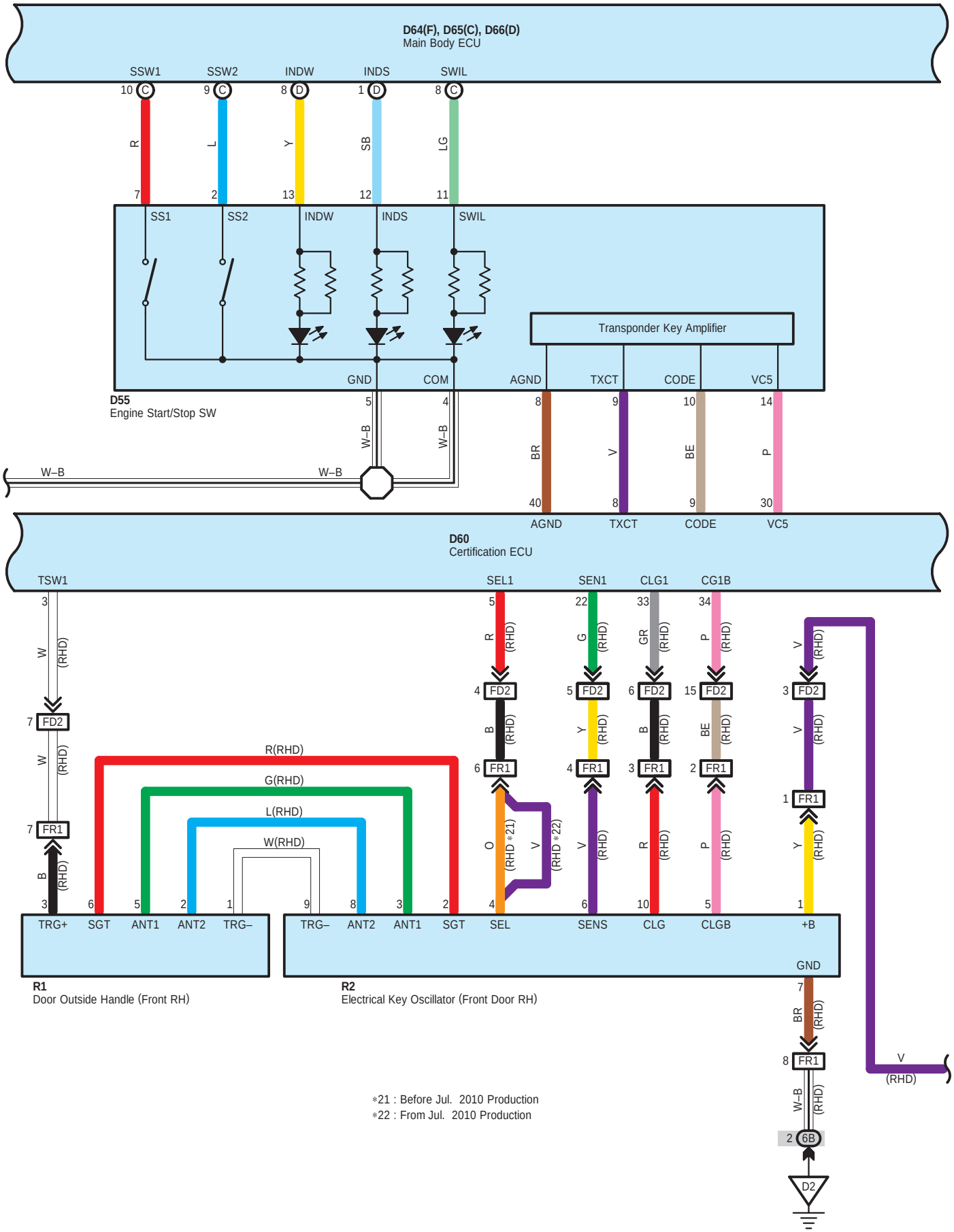
D64(F), D65(C), D66(D)
Main Body ECU
SSW1
SSW2
INDW
INDS
SWIL
SS1
SS2
Transponder Key Amplifier
GND
COM
AGND
TXCT
CODE
VC5
D55
Engine Start/Stop SW
W–B
D60
Certification ECU
TSW1
SEL1
SEN1
CLG1
CG1B
FD2
FR1
R(RHD)
G(RHD)
L(RHD)
W(RHD)
TRG+
SGT
ANT1
ANT2
TRG–
SEL
SENS
CLG
CLGB
+B
R1
Door Outside Handle (Front RH)
R2
Electrical Key Oscillator (Front Door RH)
*21 : Before Jul. 2010 Production
*22 : From Jul. 2010 Production
D2

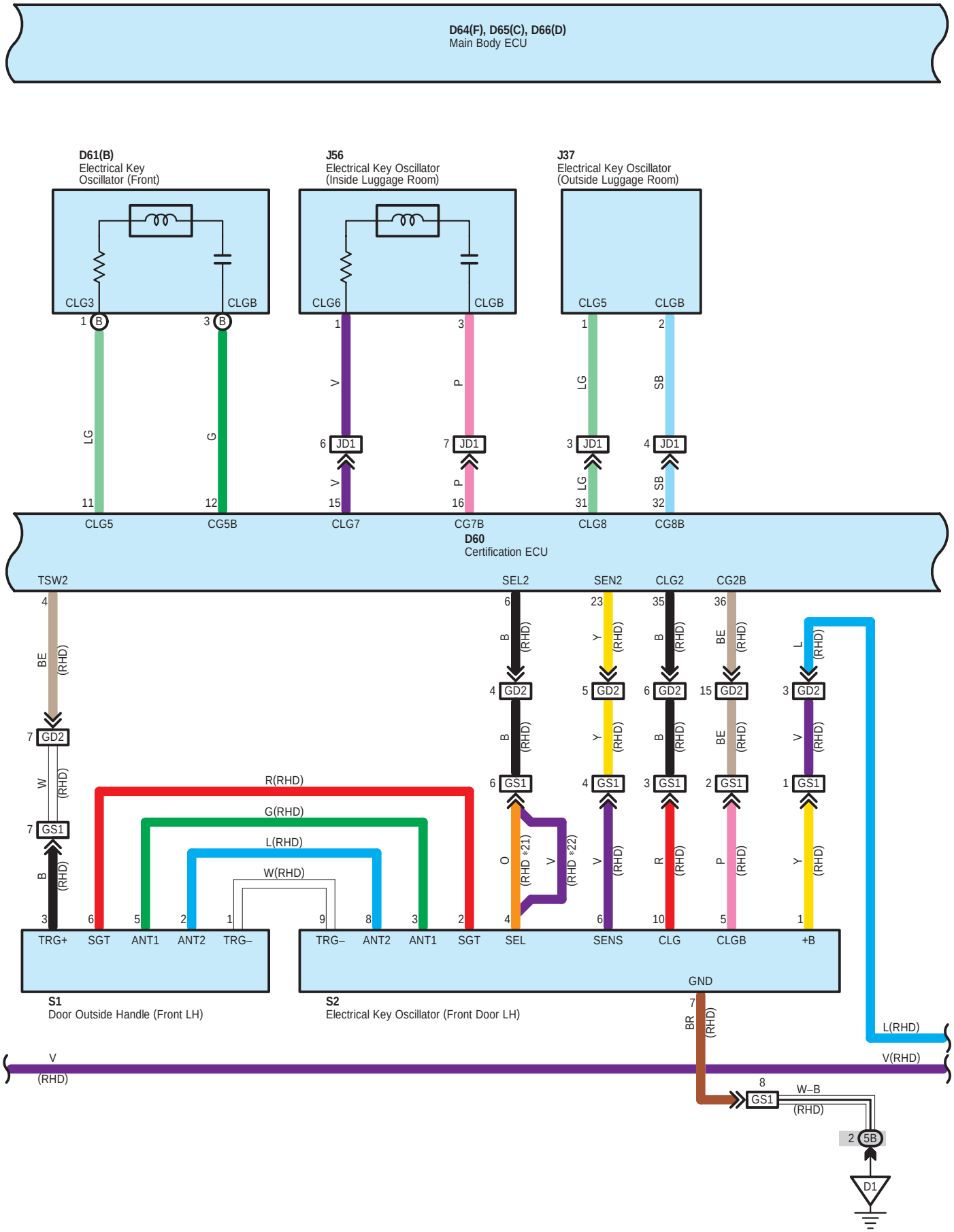
D64(F), D65(C), D66(D)
Main Body ECU
D61(B)
Electrical Key Oscillator (Front)
J56
Electrical Key Oscillator (Inside Luggage Room)
J37
Electrical Key Oscillator (Outside Luggage Room)
CLG3
CLGB
CLG6
CLGB
CLG5
CLGB
JD1
D60
Certification ECU
TSW2
SEL2
SEN2
CLG2
CG2B
GD2
GS1
R(RHD)
G(RHD)
L(RHD)
W(RHD)
TRG+
SGT
ANT1
ANT2
TRG–
SEL
SENS
CLG
CLGB
+B
GND
S1
Door Outside Handle (Front LH)
S2
Electrical Key Oscillator (Front Door LH)
V(RHD)
W–B
(RHD)
5B
D1

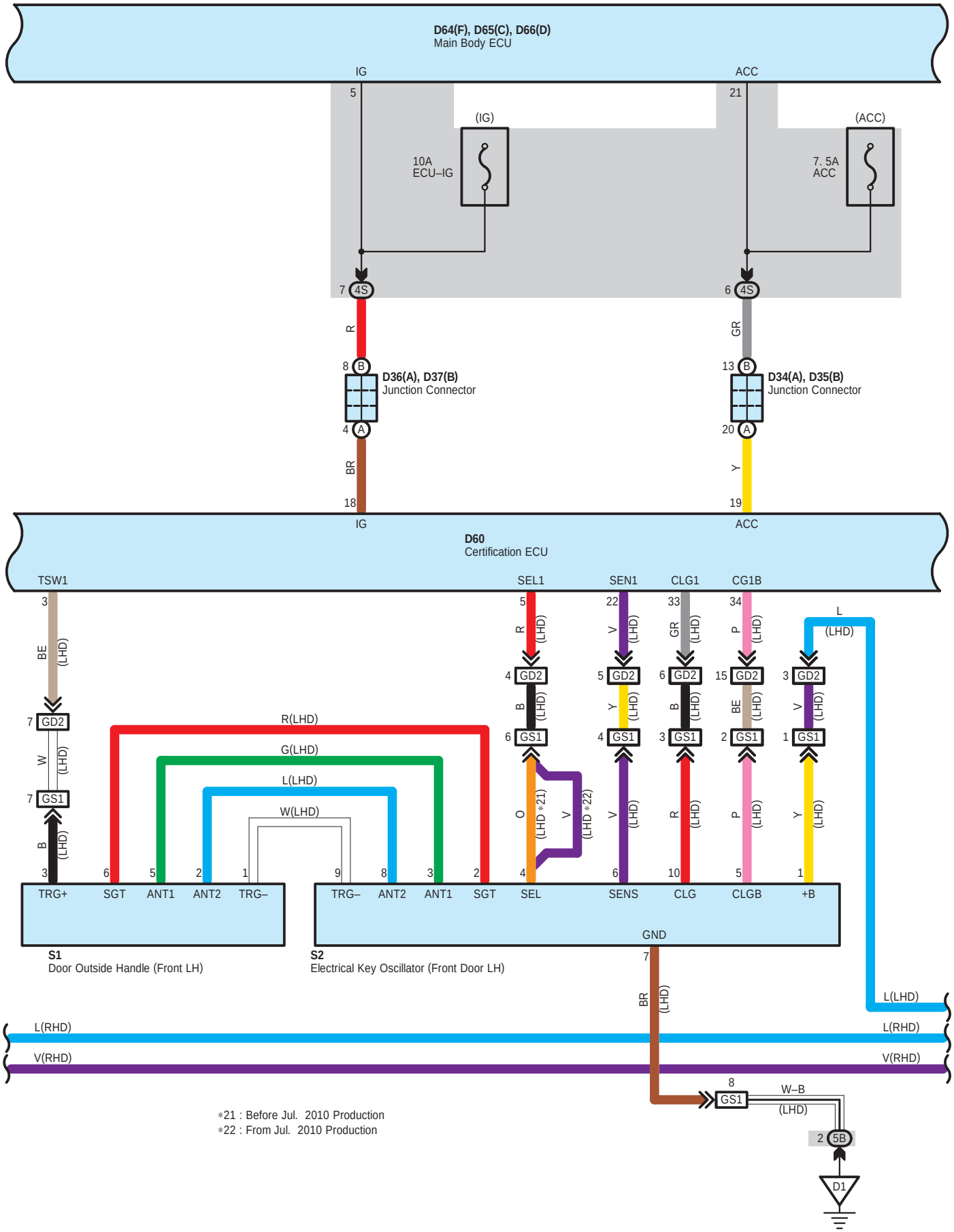
D64(F), D65(C), D66(D)
Main Body ECU
IG
ACC
(IG)
10A
ECU–IG
(ACC)
7. 5A
ACC
4S
R
GR
B
D36(A), D37(B)
Junction Connector
D34(A), D35(B)
Junction Connector
A
BR
Y
D60
Certification ECU
TSW1
SEL1
SEN1
CLG1
CG1B
BE
(LHD)
GD2
GS1
W
R(LHD)
G(LHD)
L(LHD)
W(LHD)
O
(LHD *21)
V
(LHD *22)
L
TRG+
SGT
ANT1
ANT2
TRG–
SEL
SENS
CLG
CLGB
+B
GND
S1
Door Outside Handle (Front LH)
S2
Electrical Key Oscillator (Front Door LH)
L(RHD)
V(RHD)
W–B
5B
D1
*21 : Before Jul. 2010 Production
*22 : From Jul. 2010 Production

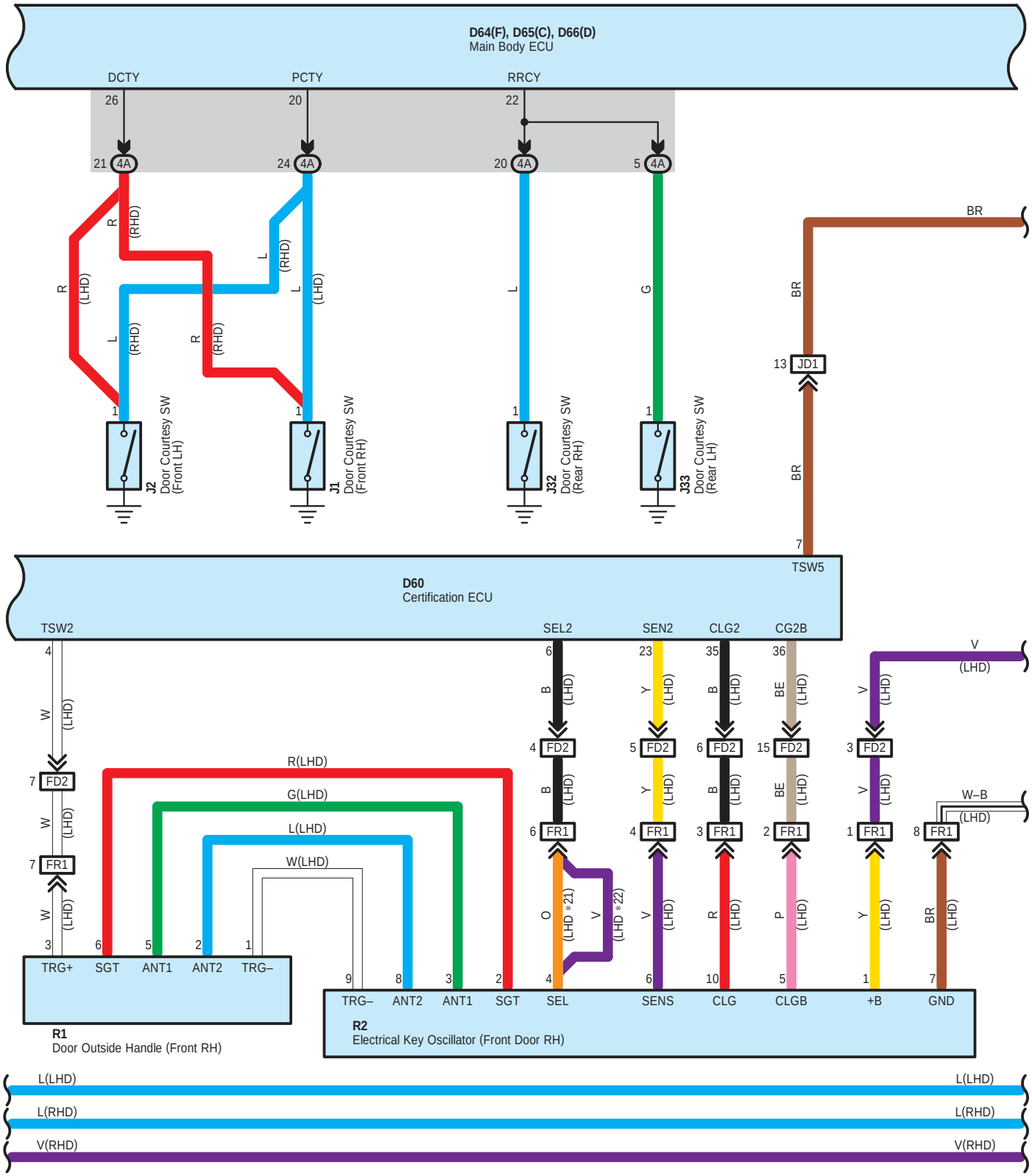

*21 : Before Jul. 2010 Production
*22 : From Jul. 2010 Production

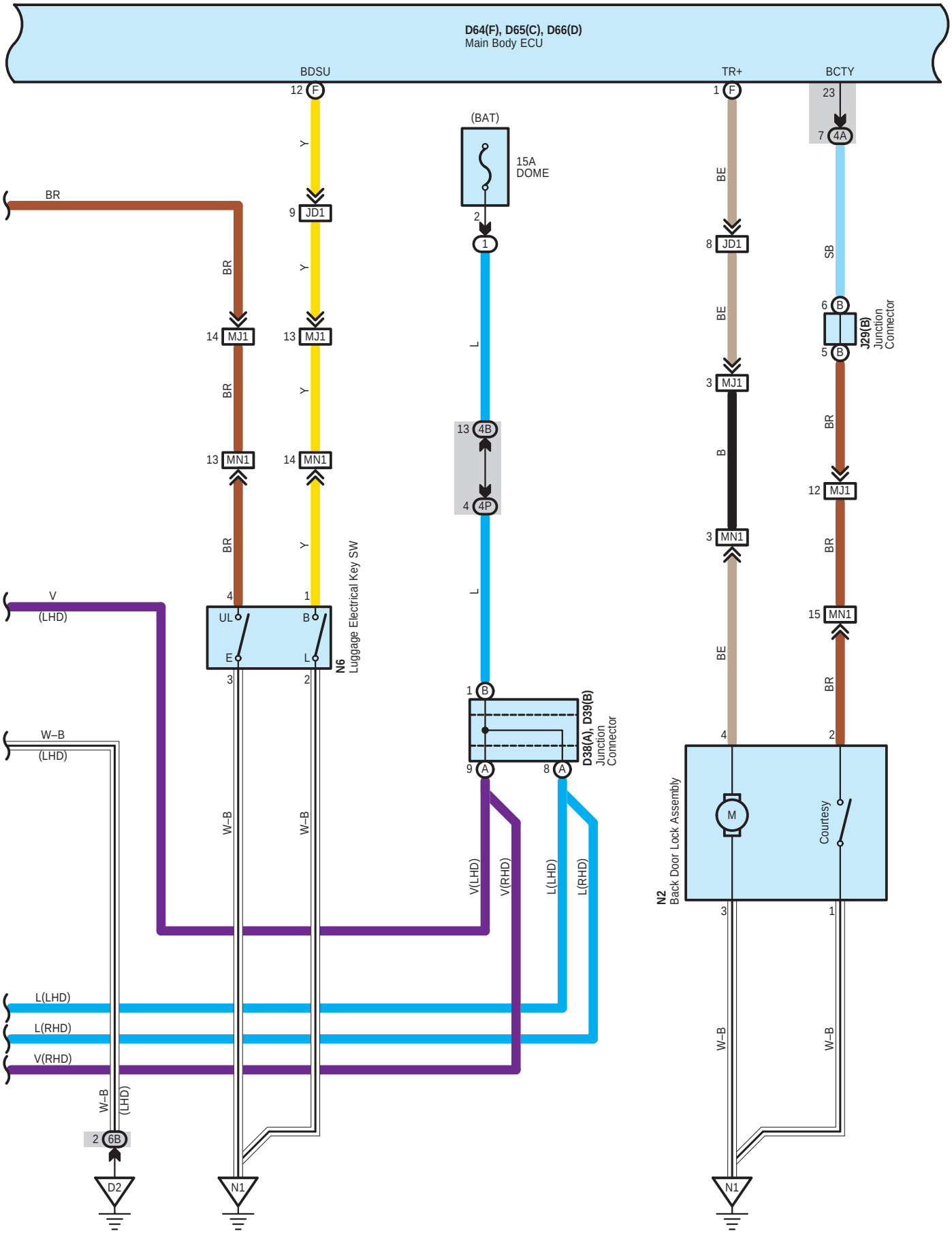
D64(F), D65(C), D66(D)
Main Body ECU
BDSU
TR+
BCTY
(BAT)
15A
DOME
JD1
MJ1
MN1
N6
Luggage Electrical Key SW
D38(A), D39(B)
Junction
Connector
J29(B)
Junction
Connector
N2
Back Door Lock Assembly
Courtesy
BR
V
(LHD)
W–B
L(LHD)
L(RHD)
V(RHD)
D2
N1

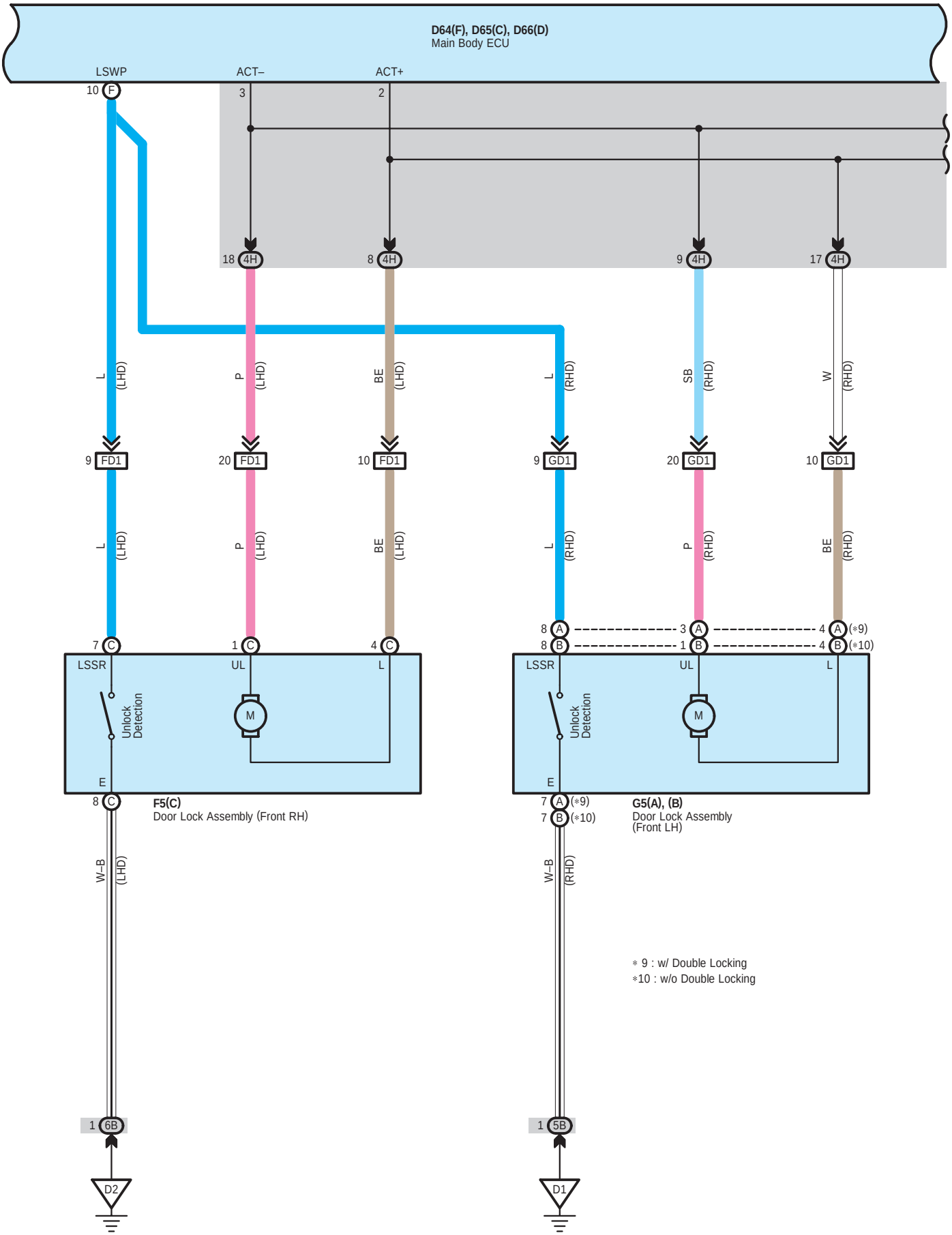
D64(F), D65(C), D66(D)
Main Body ECU
LSWP
ACT–
ACT+
10 F
3
2
18 4H
8 4H
9 4H
17 4H
L (LHD)
P (LHD)
BE (LHD)
L (RHD)
SB (RHD)
W (RHD)
9 FD1
20 FD1
10 FD1
9 GD1
20 GD1
10 GD1
L (LHD)
P (LHD)
BE (LHD)
L (RHD)
P (RHD)
BE (RHD)
7 C
1 C
4 C
LSSR
UL
L
Unlock Detection
M
E
8 C
F5(C)
Door Lock Assembly (Front RH)
W–B (LHD)
1 6B
D2
8 A
8 B
3 A
1 B
4 A (*9)
4 B (*10)
LSSR
UL
L
Unlock Detection
M
E
7 A (*9)
7 B (*10)
G5(A), (B)
Door Lock Assembly
(Front LH)
W–B (RHD)
1 5B
D1
* 9 : w/ Double Locking
*10 : w/o Double Locking

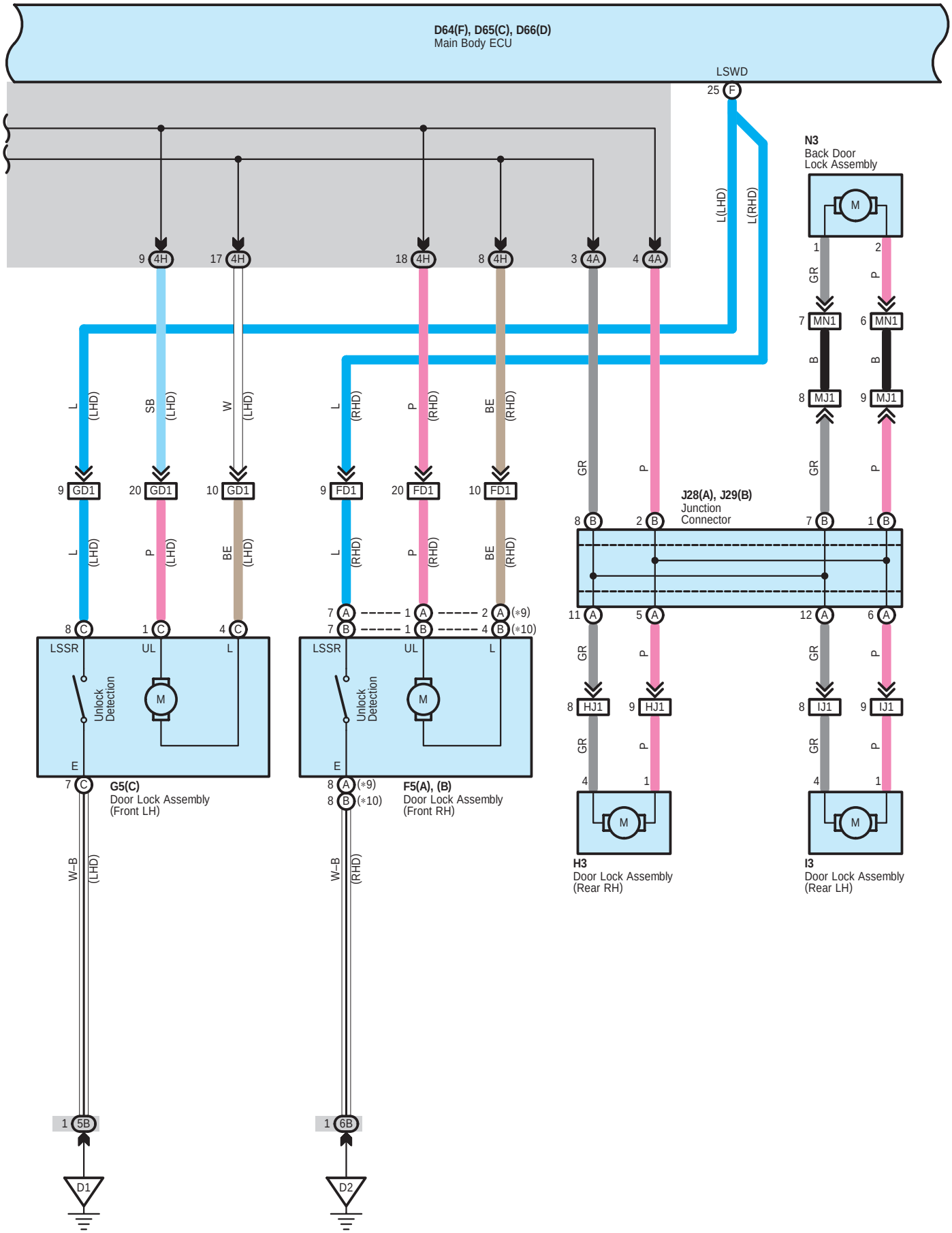
D64(F), D65(C), D66(D)
Main Body ECU
LSWD
25 F
L(LHD)
L(RHD)
9 4H
17 4H
18 4H
8 4H
3 4A
4 4A
N3
Back Door
Lock Assembly
M
1
2
GR
P
7 MN1
6 MN1
B
8 MJ1
9 MJ1
L (LHD)
SB (LHD)
W (LHD)
L (RHD)
P (RHD)
BE (RHD)
9 GD1
20 GD1
10 GD1
9 FD1
20 FD1
10 FD1
J28(A), J29(B)
Junction
Connector
8 B
2 B
7 B
1 B
11 A
5 A
12 A
6 A
8 C
1 C
4 C
7 A
1 A
2 A (*9)
7 B
1 B
4 B (*10)
LSSR
UL
L
Unlock
Detection
E
8 HJ1
9 HJ1
8 IJ1
9 IJ1
4
1
7 C
G5(C)
Door Lock Assembly
(Front LH)
8 A (*9)
8 B (*10)
F5(A), (B)
Door Lock Assembly
(Front RH)
H3
Door Lock Assembly
(Rear RH)
I3
Door Lock Assembly
(Rear LH)
W–B (LHD)
W–B (RHD)
1 5B
1 6B
D1
D2

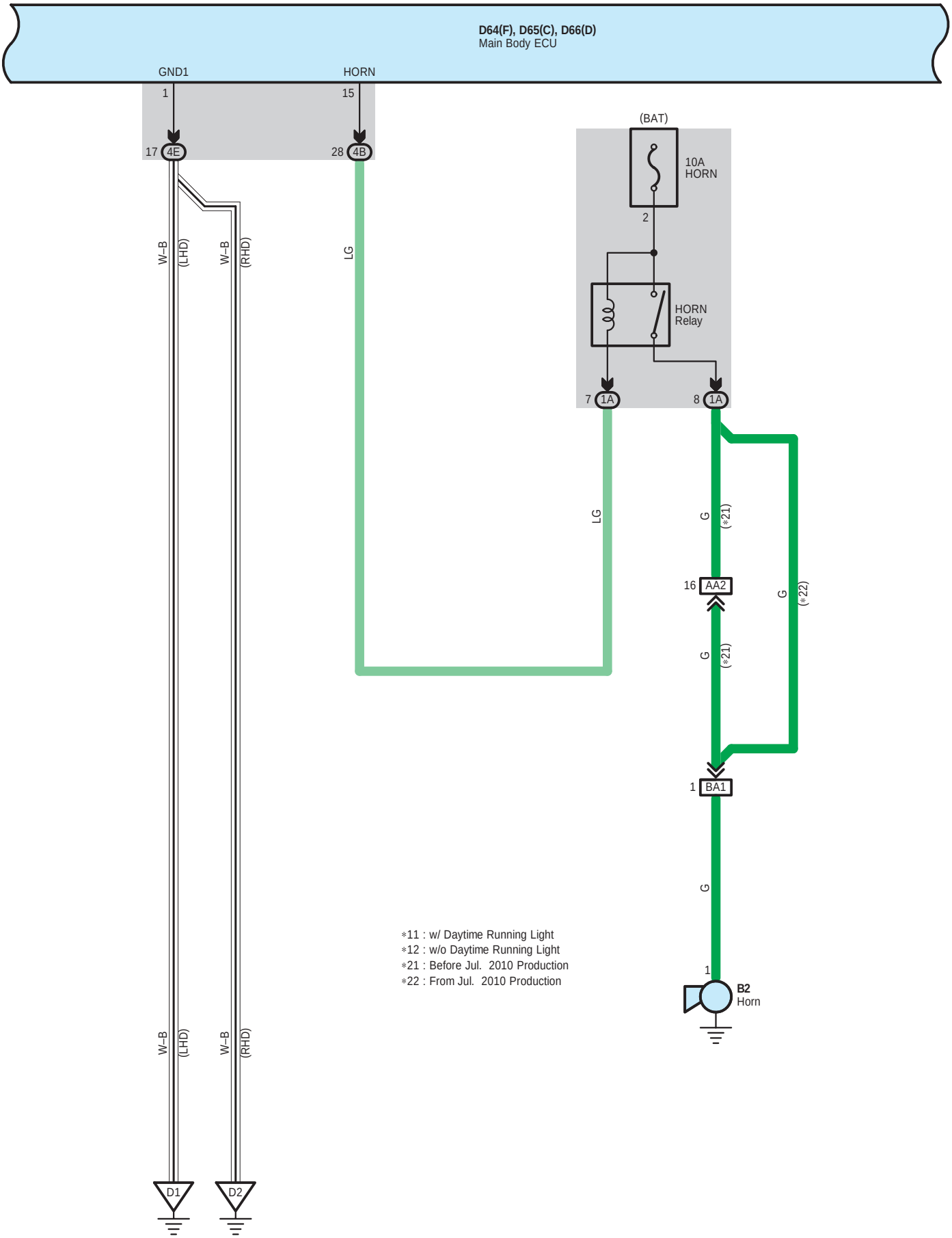
D64(F), D65(C), D66(D)
Main Body ECU
GND1
HORN
1
15
17 4E
28 4B
(BAT)
10A
HORN
2
HORN
Relay
7 1A
8 1A
W–B
(LHD)
W–B
(RHD)
LG
LG
G
(*21)
16 AA2
G
(*22)
G
(*21)
1 BA1
G
1
B2
Horn
*11 : w/ Daytime Running Light
*12 : w/o Daytime Running Light
*21 : Before Jul. 2010 Production
*22 : From Jul. 2010 Production
W–B
(LHD)
W–B
(RHD)
D1
D2

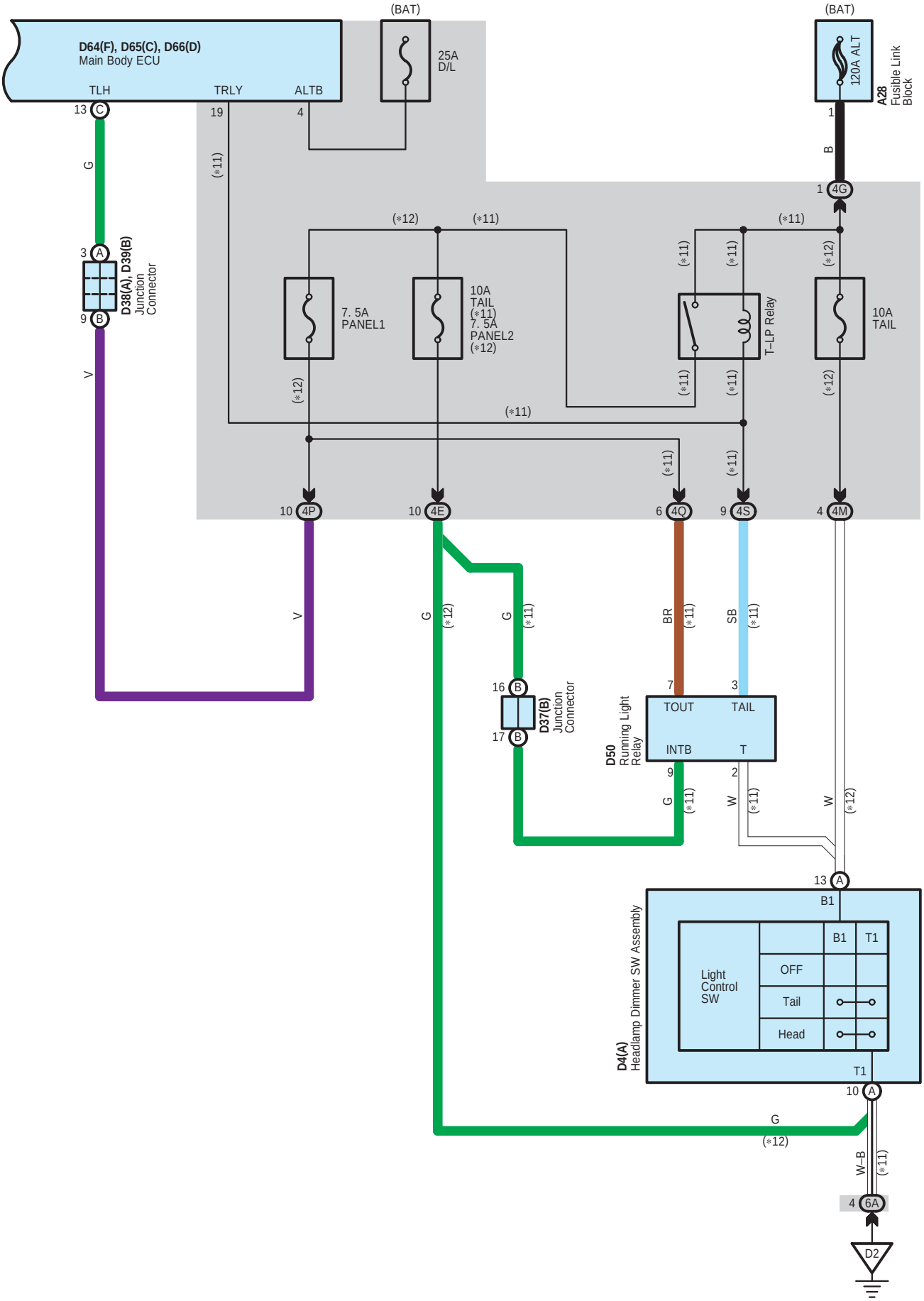
D64(F), D65(C), D66(D)
Main Body ECU
TLH
TRLY
ALTB
13 C
19
4
(BAT)
25A
D/L
(BAT)
120A ALT
A28
Fusible Link
Block
1
B
1 4G
G
3 A
9 B
D38(A), D39(B)
Junction
Connector
V
(*11)
(*12)
(*11)
(*11)
(*11)
(*11)
(*12)
7. 5A
PANEL1
10A
TAIL
(*11)
7. 5A
PANEL2
(*12)
T–LP Relay
10A
TAIL
(*12)
(*11)
(*11)
(*11)
(*12)
(*11)
(*11)
10 4P
10 4E
6 4Q
9 4S
4 4M
V
G
(*12)
G
(*11)
BR
(*11)
SB
(*11)
16 B
17 B
D37(B)
Junction
Connector
7
3
TOUT
TAIL
INTB
T
D50
Running Light
Relay
9
2
G
(*11)
W
(*11)
W
(*12)
13 A
B1
B1
T1
Light
Control
SW
OFF
Tail
Head
D4(A)
Headlamp Dimmer SW Assembly
T1
10 A
G
(*12)
W–B
(*11)
4 6A
D2

A 13
Gray

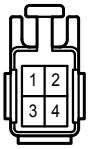

A 16
Black



(TMC Made H/B From Aug. 2008 Production, TMMF Made From Nov. 2008 Production)

A 21
Black

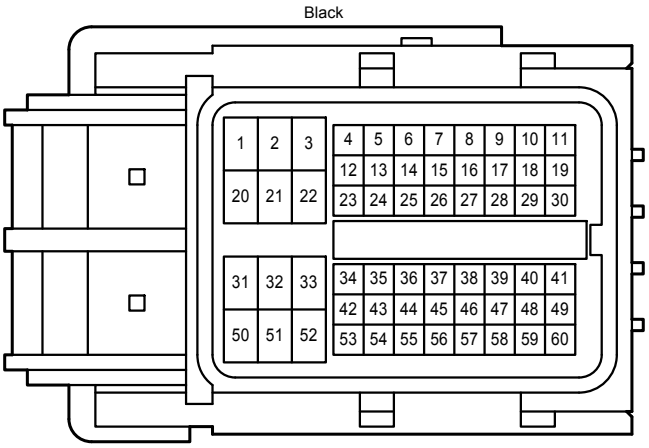

A 28
White

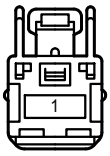

A 30
Black

A 32
Black

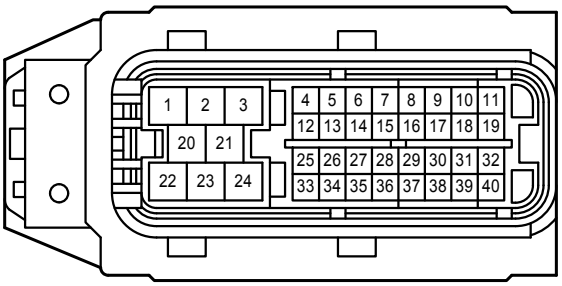

A 39
Black

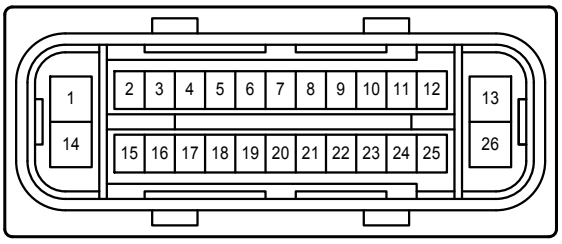

A 43
Black

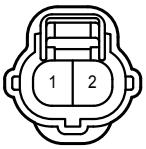

A 59
White

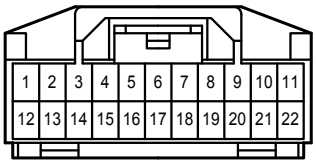

A 69
Black

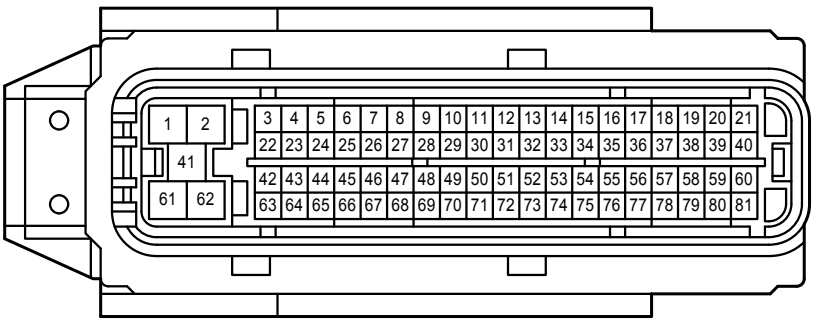

B 2
Black

C 1

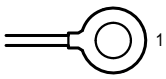

C 15
Black

C 20
Black

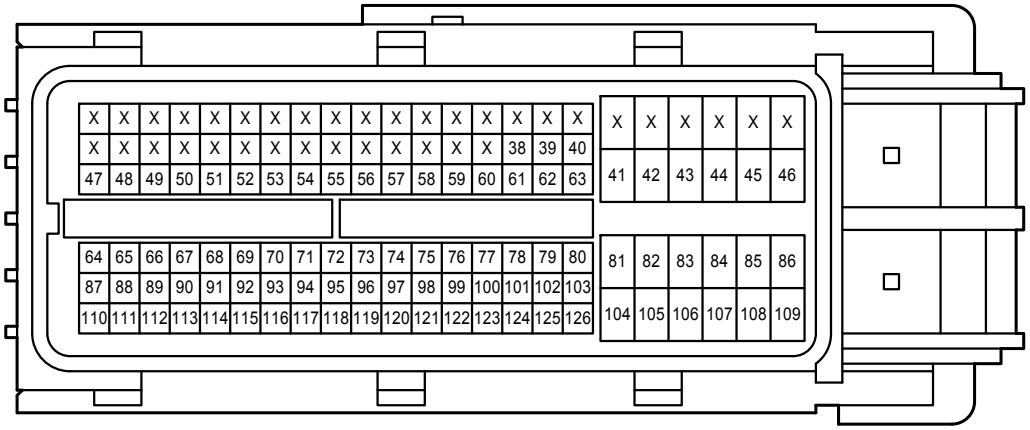

D 1
White

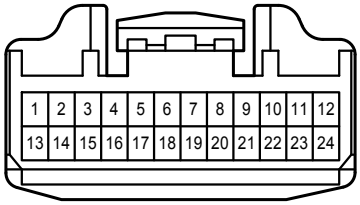

D 4
White

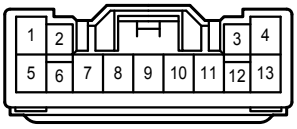

(TMMF Made From Nov. 2008 Production, TMC Made H/B From Aug. 2008 Production, S/D From Aug. 2007 Production)

D 34
White

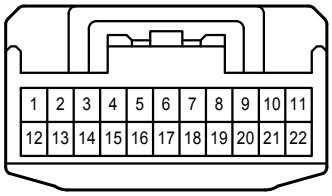

D 35
White

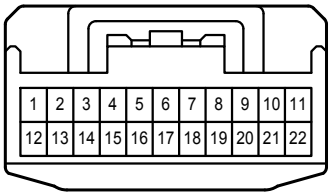

D 36
White

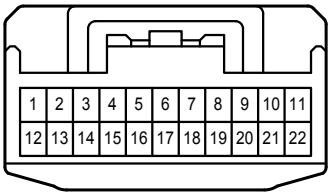

D 37
White

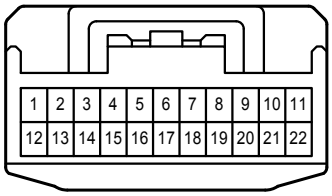

D 38
White

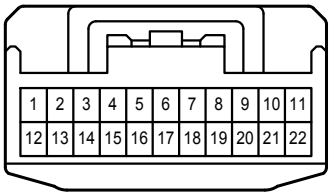

D 39
White

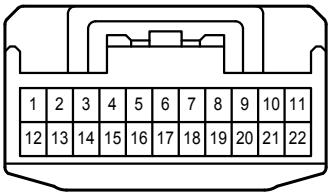

D 42
White

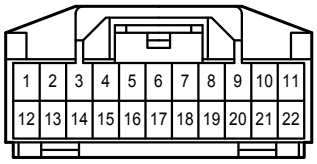

D 43
White

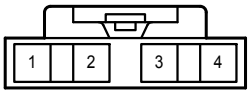

D 50
Blue

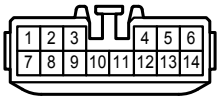

D 55
Black

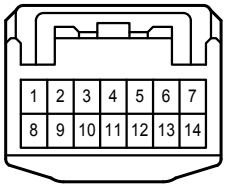

D 56
Black

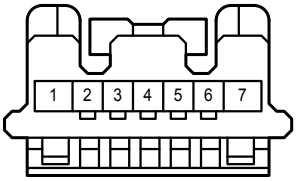

D 58
White

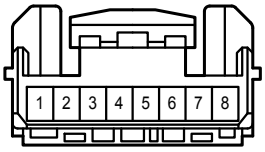

(TMMF Made From Nov. 2008 Production, TMC Made H/B From Aug. 2008 Production)

D 60
White

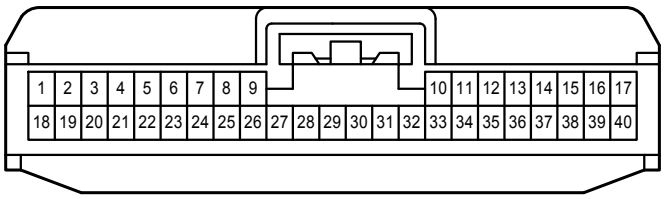

D 61
White

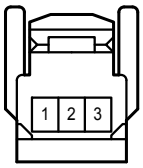

(TMMF Made From Nov. 2008 Production, TMC Made H/B From Aug. 2008 Production)

D 64
White

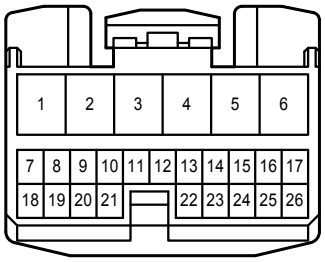

D 65
White

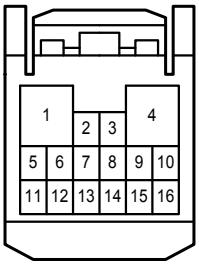

D 66
White

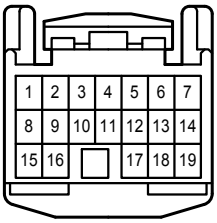

(TMMF Made From Nov. 2008 Production, TMC Made H/B From Aug. 2008 Production)

D 67
White

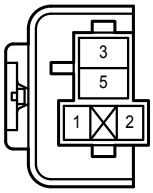

D 71
Black

D103
White

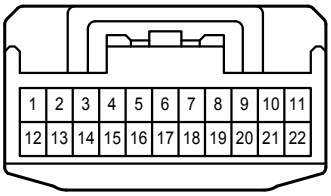

D105
White

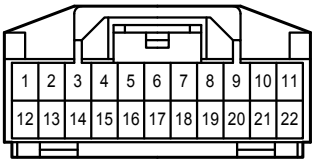

D108
White

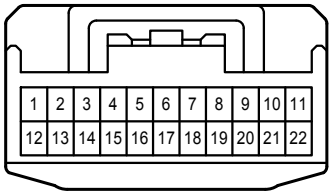

D109
White

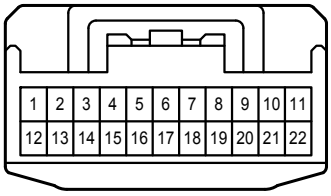

F 5
White

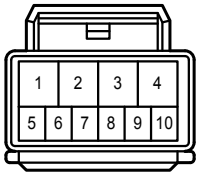

G 5
White

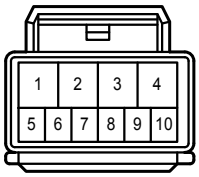

H 3
White

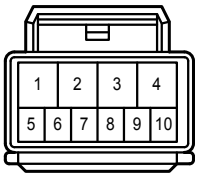

I 3
White

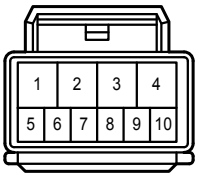

J 1
White

J 2
White

J 13
White

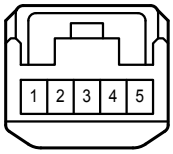

J 28
White



J 29
White



J 32
White

J 33
White

J 37
White

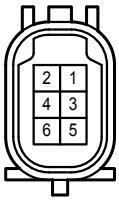

J 56
White

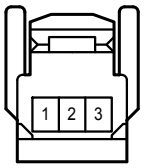

N 2
White

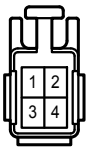

N 3
White



N 6
White

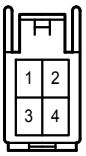

R 1
White



R 2
Black

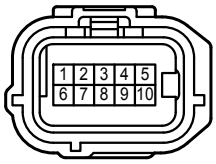

S 1
White



S 2
Black

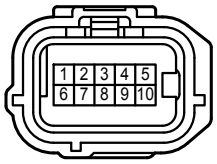

d 2

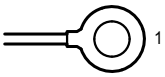

e 5
Black

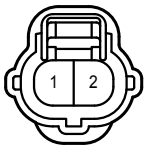

1A
White

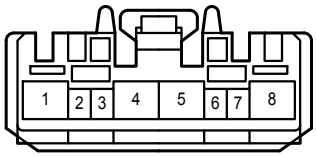

1B
White

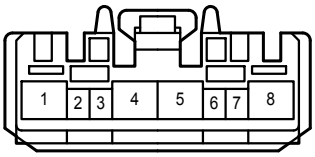

4A
White

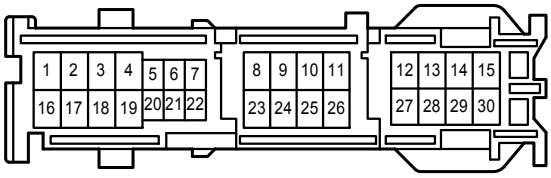

4B
White

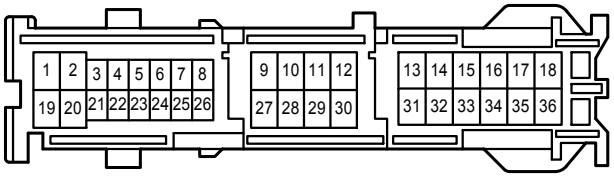

4C
White

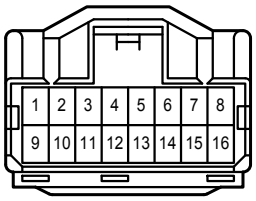

4D
White

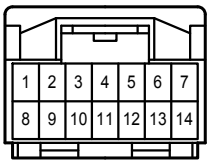

4E
White

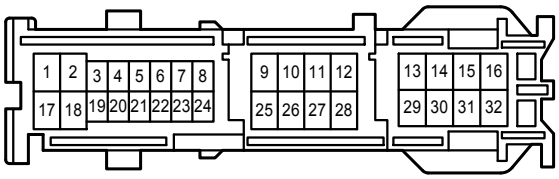

4G
White

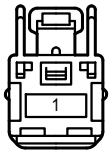

4H
White

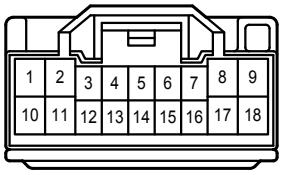

4M
White



4P
White

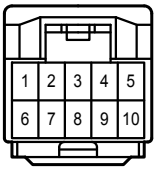

4Q
White

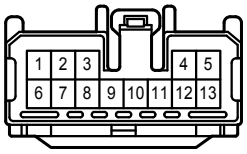

4R
Black

4S
White

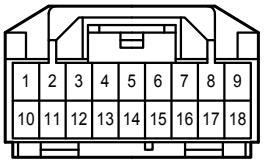

5A
White

5B
White

6A
White

6B
White

AA2
White

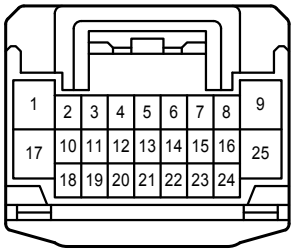

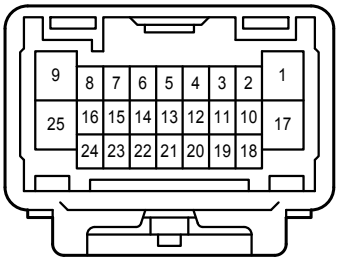

AD2
White





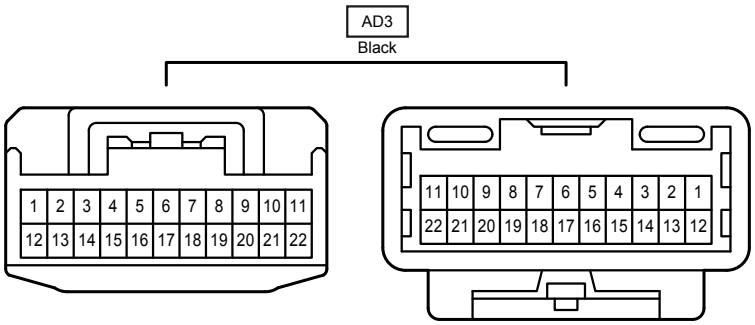
AD3
Black
1 2 3 4 5 6 7 8 9 10 11
12 13 14 15 16 17 18 19 20 21 22
11 10 9 8 7 6 5 4 3 2 1
22 21 20 19 18 17 16 15 14 13 12

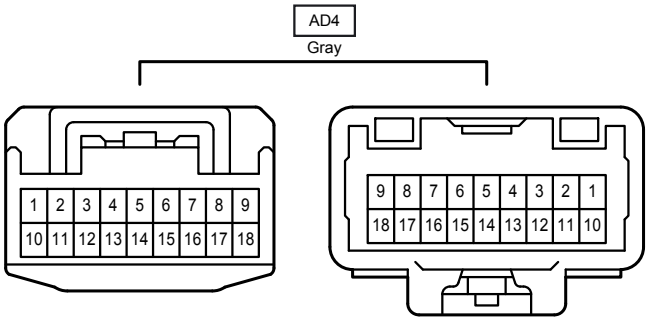
AD4
Gray
1 2 3 4 5 6 7 8 9
10 11 12 13 14 15 16 17 18
9 8 7 6 5 4 3 2 1
18 17 16 15 14 13 12 11 10

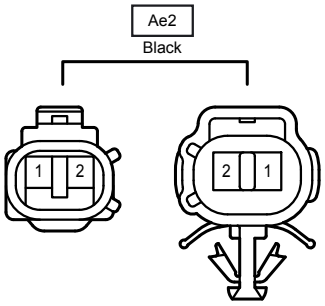
Ae2
Black
1 2
2 1

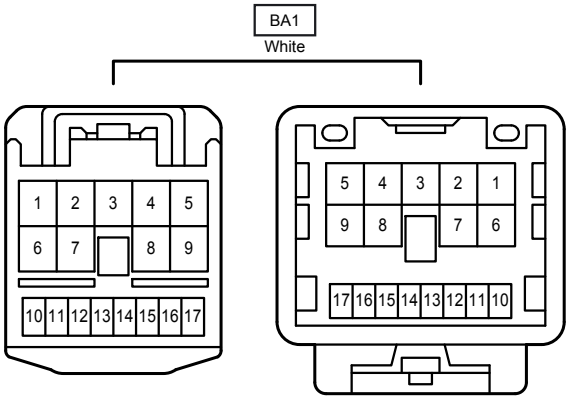
BA1
White
1 2 3 4 5
6 7 8 9
10 11 12 13 14 15 16 17
5 4 3 2 1
9 8 7 6
17 16 15 14 13 12 11 10

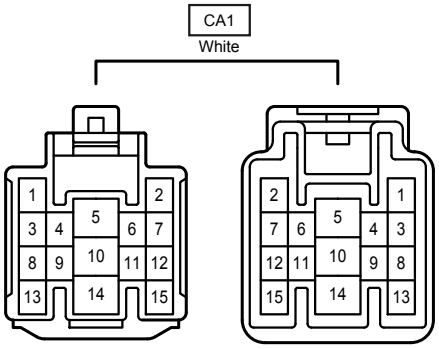
CA1
White
1 2
3 4 5 6 7
8 9 10 11 12
13 14 15
2 1
7 6 5 4 3
12 11 10 9 8
15 14 13

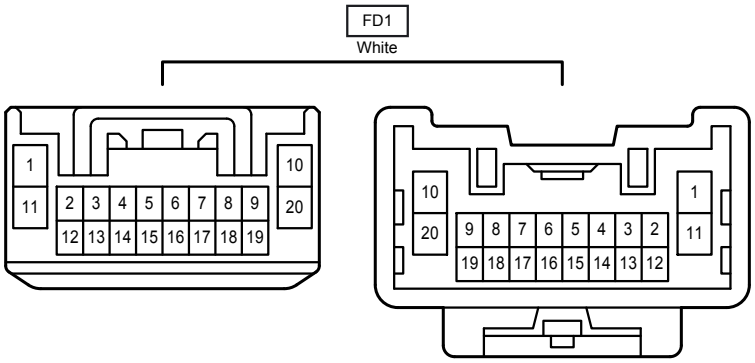
FD1
White
1 10
11 2 3 4 5 6 7 8 9 20
12 13 14 15 16 17 18 19
10 1
20 9 8 7 6 5 4 3 2 11
19 18 17 16 15 14 13 12

FD2
White

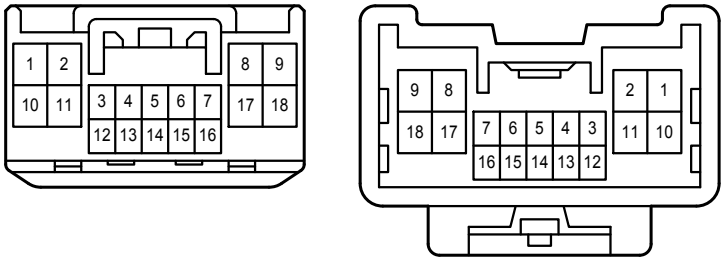

FR1
Gray

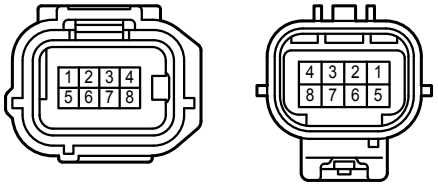

GD1
White

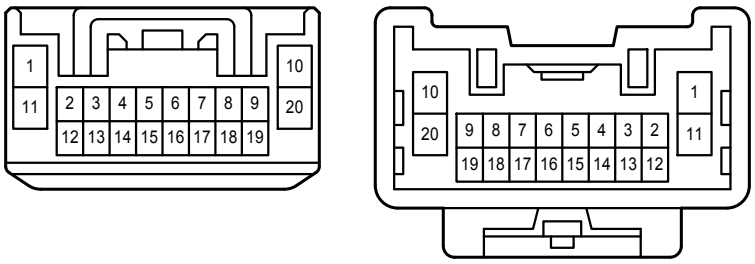

GD2
White

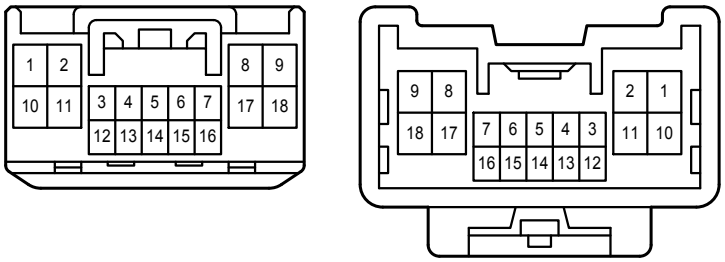

GS1
Gray

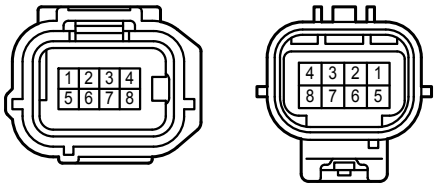

HJ1
White

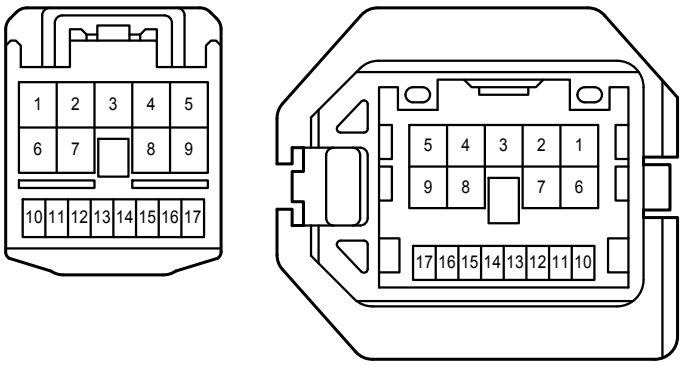

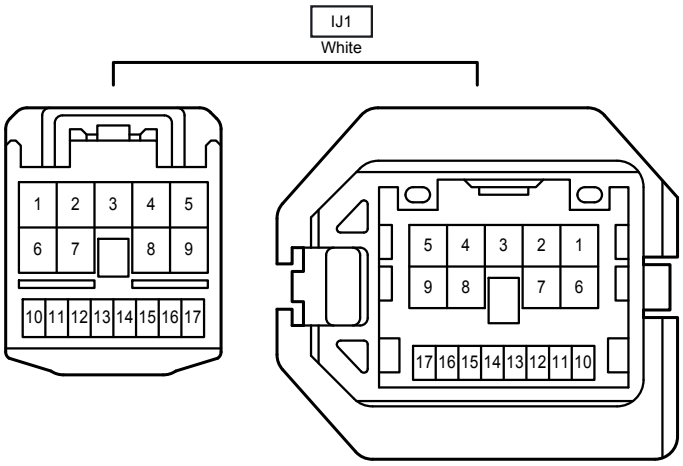
IJ1
White
1 2 3 4 5
6 7 8 9
10 11 12 13 14 15 16 17
5 4 3 2 1
9 8 7 6
17 16 15 14 13 12 11 10

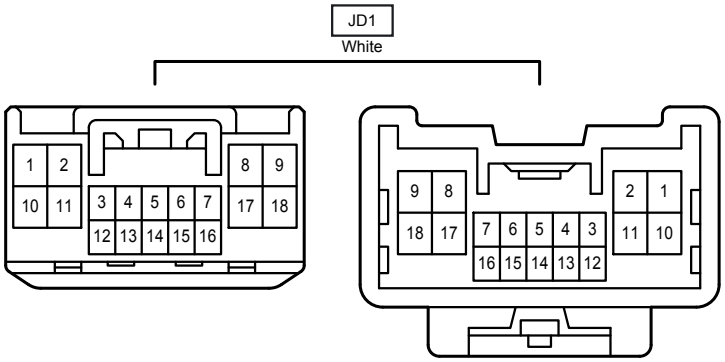
JD1
White
1 2
10 11
3 4 5 6 7
12 13 14 15 16
8 9
17 18
9 8
18 17
7 6 5 4 3
16 15 14 13 12
2 1
11 10

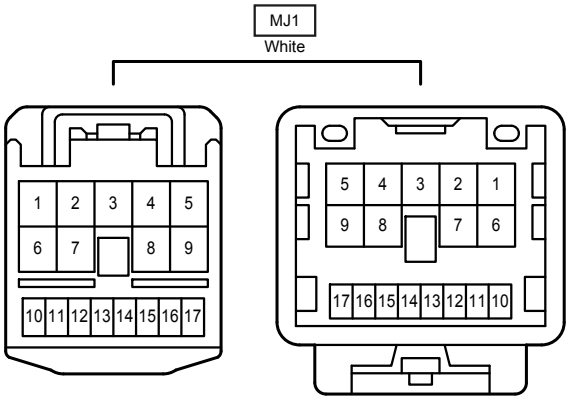
MJ1
White
1 2 3 4 5
6 7 8 9
10 11 12 13 14 15 16 17
5 4 3 2 1
9 8 7 6
17 16 15 14 13 12 11 10

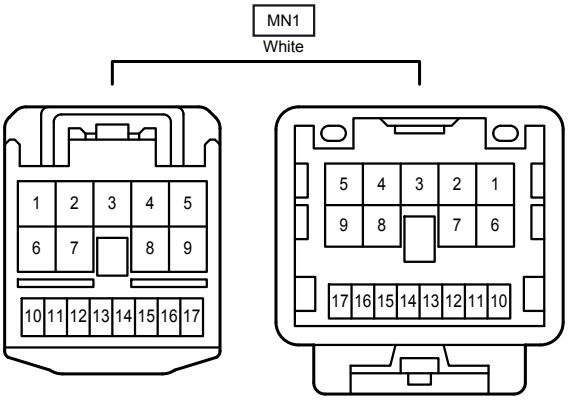
MN1
White
1 2 3 4 5
6 7 8 9
10 11 12 13 14 15 16 17
5 4 3 2 1
9 8 7 6
17 16 15 14 13 12 11 10